



1. Solicitation #: 24-4-0131

2. Solicitation Issue Date: 05/14/2024

3. Brief Description of Requirement:

Sound Barrier Wall repairs at 2 locations on I-40

Delivery Address: ODOT – Div 4 Annex
5201 NE 122nd. Bldg 4005
Edmond, OK 73013

Questions can be submitted to mlgroom@odot.org until Wednesday, May 22, 2024 @ 2:00pm. Answers will be posted online no later than 2:00pm Wednesday, May 29, 2024.

Solicitation Responses are submitted to ODOT via email to odotbids@odot.ok.gov. Subject line of email should include
Solicitation 24-4-0131 - Response Due Date (2:00 PM, Wednesday, 6/5/2024)

4. Response Due Date¹: June 5, 2024

Time: 2:00 PM CST/CDT

5. Issued By and **RETURN SEALED BID TO**²:

Electronic Submission Address: ODOTBIDS@ODOT.OK.GOV

6. Solicitation Type (type "X" at one below):

- Invitation to Bid
- Request for Proposal
- Request for Quote

7. Contracting Officer:

Name: Melissa Groom
Phone: 405-227-5473
Email: mlgroom@odot.org

¹ Amendments to solicitation may change the Response Due Date (read GENERAL PROVISIONS, section 3, "Solicitation Amendments").
² If "U.S. Postal Delivery" differs from "Carrier Delivery, use "Carrier Delivery" for courier or personal deliveries.

*"Certification for Competitive Bid and Contract" **MUST** be submitted along with the response to the Solicitation.*

1. **RE: Solicitation #** 24-4-0131

2. **Bidder General Information:**

FEI / SSN : _____ Supplier ID: _____

Company Name: _____

3. **Bidder Contact Information:**

Address: _____

City: _____ State: _____ Zip Code: _____

Contact Name: _____

Contact Title: _____

Phone #: _____ Fax #: _____

Email: _____ Website: _____

4. **Oklahoma Sales Tax Permit³:**

YES – Permit #: _____

NO – Exempt pursuant to Oklahoma Laws or Rules – Attach an explanation of exemption

5. **Registration with the Oklahoma Secretary of State:**

YES - Filing Number: _____

NO - Prior to the contract award, the successful bidder will be required to register with the Secretary of State or must attach a signed statement that provides specific details supporting the exemption the supplier is claiming (www.sos.ok.gov or 405-521-3911).

6. **Workers' Compensation Insurance Coverage:**

Bidder is required to provide with the bid a certificate of insurance showing proof of compliance with the Oklahoma Workers' Compensation Act.

YES – Include with the bid a certificate of insurance.

NO – Exempt from the Workers' Compensation Act pursuant to 85A O.S. § 2(18)(b)(1-11) – Attach a written, signed, and dated statement on letterhead stating the reason for the exempt status.⁴

³ For frequently asked questions concerning Oklahoma Sales Tax Permit, see <https://www.ok.gov/tax/Businesses/index.html>

⁴ For frequently asked questions concerning workers' compensation insurance, see <https://www.ok.gov/wcc/Insurance/index.html>

7. Disabled Veteran Business Enterprise Act

- YES – I am a service-disabled veteran business as defined in 74 O.S. §85.44E. Include with the bid response 1) certification of service-disabled veteran status as verified by the appropriate federal agency, and 2) verification of not less than 51% ownership by one or more service-disabled veterans, and 3) verification of the control of the management and daily business operations by one or more service-disabled veterans.
- NO – Do not meet the criteria as a service-disabled veteran business.

Authorized Signature	Date
Printed Name	Title



NOTE: A certification shall be included with any competitive bid and/or contract exceeding \$5,000.00 submitted to the State for goods or services.

Agency Name: Oklahoma Department of Transportation Agency Number: 34500

Solicitation or Purchase Order #: 24-4-0131

Supplier Legal Name: _____

SECTION I [74 O.S. § 85.22]:

A. For purposes of competitive bid,

1. I am the duly authorized agent of the above named bidder submitting the competitive bid herewith, for the purpose of certifying the facts pertaining to the existence of collusion among bidders and between bidders and state officials or employees, as well as facts pertaining to the giving or offering of things of value to government personnel in return for special consideration in the letting of any contract pursuant to said bid;
2. I am fully aware of the facts and circumstances surrounding the making of the bid to which this statement is attached and have been personally and directly involved in the proceedings leading to the submission of such bid; and
3. Neither the bidder nor anyone subject to the bidder's direction or control has been a party:
 - a. to any collusion among bidders in restraint of freedom of competition by agreement to bid at a fixed price or to refrain from bidding,
 - b. to any collusion with any state official or employee as to quantity, quality or price in the prospective contract, or as to any other terms of such prospective contract, nor
 - c. in any discussions between bidders and any state official concerning exchange of money or other thing of value for special consideration in the letting of a contract, nor
 - d. to any collusion with any state agency or political subdivision official or employee as to create a sole-source acquisition in contradiction to Section 85.45j.1. of this title.

B. I certify, if awarded the contract, whether competitively bid or not, neither the contractor nor anyone subject to the contractor's direction or control has paid, given or donated or agreed to pay, give or donate to any officer or employee of the State of Oklahoma any money or other thing of value, either directly or indirectly, in procuring this contract herein.

SECTION II [74 O.S. § 85.42]:

For the purpose of a contract for services, the supplier also certifies that no person who has been involved in any manner in the development of this contract while employed by the State of Oklahoma shall be employed by the supplier to fulfill any of the services provided for under said contract.

The undersigned, duly authorized agent for the above named supplier, by signing below acknowledges this certification statement is executed for the purposes of:

the competitive bid attached herewith and contract, if awarded to said supplier;

OR

the contract attached herewith, which was not competitively bid and awarded by the agency pursuant to applicable Oklahoma statutes.

Supplier Authorized Signature

Certified This Date

Printed Name

Title

Phone Number

Email

Fax Number

A. GENERAL PROVISIONS

A.1. Definitions

As used herein, the following terms shall have the following meaning unless the context clearly indicates otherwise:

- A.1.1. "Acquisition" means items, products, materials, supplies, services, and equipment a state agency acquires by purchase, lease purchase, lease with option to purchase, or rental pursuant to the Oklahoma Central Purchasing Act;
- A.1.2. "Addendum" means a written restatement of or modification to a Contract Document executed by the Supplier and State.
- A.1.3. "Bid" means an offer in the form of a bid, proposal, or quote a bidder submits in response to a solicitation;
- A.1.4. "Bidder" means an individual or business entity that submits a bid in response to a solicitation;
- A.1.5. "Solicitation" means a request or invitation by the State Purchasing Director or a state agency for a supplier to submit a priced offer to sell acquisitions to the state. A solicitation may be an invitation to bid, request for proposal, or a request for quotation; and
- A.1.6. "Supplier" or "vendor" means an individual or business entity that sells or desires to sell acquisitions to state agencies.

A.2. Bid Submission

- A.2.1. Submitted bids shall be in strict conformity with the instructions to bidders and shall be submitted with a completed Responding Bidder Information, OMES-FORM-CP-076, and any other forms required by the solicitation.
- A.2.2. Bids shall be submitted to the procuring agency in a single envelope, package, or container and shall be sealed, unless otherwise detailed in the solicitation. The name and address of the bidder shall be inserted in the upper left corner of the single envelope, package, or container. SOLICITATION NUMBER AND SOLICITATION RESPONSE DUE DATE AND TIME MUST APPEAR ON THE FACE OF THE SINGLE ENVELOPE, PACKAGE, OR CONTAINER.
- A.2.3. The required certification statement, "Certification for Competitive Bid and/or Contract (Non-Collusion Certification)", OMES-FORM-CP-004, must be made out in the name of the bidder and must be properly executed by an authorized person, with full knowledge and acceptance of all its provisions.
- A.2.4. All bids shall be legible and completed in ink or with electronic printer or other similar office equipment. Any corrections to bids shall be identified and initialed in ink by the bidder. Penciled bids and penciled corrections shall NOT be accepted and will be rejected as non-responsive. In addition to a hard copy submittal, the bidder will also be required to submit an electronic copy. Electronic responses must be submitted in the identical format contained in the solicitation (for example Microsoft Word, Microsoft Excel, but not Adobe PDF). In the event the hard copy of the price worksheets and electronic copy of the price worksheets do not agree, the electronic copy will prevail.
- A.2.5. All bids submitted shall be subject to the Oklahoma Central Purchasing Act, Central Purchasing Rules, and other statutory regulations as applicable, these General Provisions, any Special Provisions, solicitation specifications, required certification statement, and all other terms and conditions listed or attached herein—all of which are made part of this solicitation.

A.3. Solicitation Amendments

- A.3.1. If an "Amendment of Solicitation", OMES-FORM-CP-011, is issued, the bidder shall acknowledge receipt of any/all amendment(s) to solicitations by signing and returning the solicitation amendment(s). Amendment acknowledgement(s) may be submitted with the bid or may be forwarded separately. If forwarded separately, amendment acknowledgement(s) must contain the solicitation number and response due date and time on the front of the envelope. The procuring agency must receive the amendment acknowledgement(s) by the response due date and time specified for receipt of bids for the bid to be deemed responsive. Failure to acknowledge solicitation amendments may be grounds for rejection.
- A.3.2. No oral statement of any person shall modify or otherwise affect the terms, conditions, or specifications stated in the solicitation. All amendments to the solicitation shall be made in writing by the procuring agency.
- A.3.3. It is the bidder's responsibility to check frequently for any possible amendments that may be issued. The procuring agency is not responsible for a bidder's failure to download any amendment documents required to complete a solicitation.

A.4. Bid Change

If the bidder needs to change a bid prior to the solicitation response due date, a new bid shall be submitted to the procuring agency with the following statement "This bid supersedes the bid previously submitted" in a single envelope, package, or container and shall be sealed, unless otherwise detailed in the solicitation. The name and address of the bidder shall be inserted in the upper left corner of the single envelope, package, or container. SOLICITATION NUMBER AND SOLICITATION RESPONSE DUE DATE AND TIME MUST APPEAR ON THE FACE OF THE SINGLE ENVELOPE, PACKAGE, OR CONTAINER.

A.5. Certification Regarding Debarment, Suspension, and Other Responsibility Matters

By submitting a response to this solicitation:

- A.5.1. The prospective primary participant and any subcontractor certifies to the best of their knowledge and belief, that they and their principals or participants:
 - A.5.1.1. Are not presently debarred, suspended, proposed for debarment, declared ineligible, or voluntarily excluded by any Federal, State or local department or agency;
 - A.5.1.2. Have not within a three-year period preceding this proposal been convicted of or pled guilty or had a civil judgment rendered against them for commission of fraud or a criminal offense in connection with obtaining, attempting to obtain, or performing a public (Federal, State or local) contract; or for violation of Federal or State antitrust statutes or commission of embezzlement, theft, forgery, bribery, falsification or destruction of records, making false statements, or receiving stolen property;
 - A.5.1.3. Are not presently indicted for or otherwise criminally or civilly charged by a governmental entity (Federal, State, or local) with commission of any of the offenses enumerated in paragraph A.5.1.2. of this certification; and
 - A.5.1.4. Have not within a three-year period preceding this application/proposal had one or more public (Federal, State, or local) contracts terminated for cause or default.
- A.5.2. Where the prospective primary participant is unable to certify to any of the statements in this certification, such prospective participant shall attach an explanation to its solicitation response.

A.6. Bid Opening

Sealed bids shall be opened by the Oklahoma Dept of Transportation located at See Page 1
_____ at the time and date specified in the solicitation as the Response Due Date and Time.

A.7. Open Bid / Open Record

Pursuant to the Oklahoma Public Open Records Act, a public bid opening does not make the bid(s) immediately accessible to the public. The procurement or contracting agency shall keep the bid(s) confidential, and provide prompt and reasonable access to the records only after a contract is awarded or the solicitation is cancelled. This practice protects the integrity of the competitive bid process and prevents excessive disruption to the procurement process. The interest of achieving the best value for the State of Oklahoma outweighs the interest of vendors immediately knowing the contents of competitor's bids. [51 O.S. § 24A.5(5)]

Additionally, financial or proprietary information submitted by a bidder may be designated by the Purchasing Director as confidential and the procurement entity may reject all requests to disclose information designated as confidential pursuant to 62 O.S. (2012) § 34.11.1(H)(2) and 74 O.S. (2011) § 85.10. Bidders claiming any portion of their bid as proprietary or confidential must specifically identify what documents or portions of documents they consider confidential and identify applicable law supporting their claim of confidentiality. The State Purchasing Director shall make the final decision as to whether the documentation or information is confidential pursuant to 74 O.S. § 85.10. Otherwise, documents and information a bidder submits as part of or in connection with a bid are public records and subject to disclosure after contract award or the solicitation is cancelled.

A.8. Late Bids

Bids received by the procuring agency after the response due date and time shall be deemed non-responsive and shall NOT be considered for any resultant award.

A.9. Legal Contract

- A.9.1. Submitted bids are rendered as a legal offer and any bid, when accepted by the procuring agency, shall constitute a contract.

A.9.2. The Contract resulting from this solicitation may consist of the following documents in the following order of precedence:

A.9.2.1. Any Addendum to the Contract;

A.9.2.2. Purchase order, as amended by Change Order (if applicable);

A.9.2.3. Solicitation, as amended (if applicable); and

A.9.2.4. Successful bid (including required certifications), to the extent the bid does not conflict with the requirements of the solicitation or applicable law.

A.9.3. Any contract(s) awarded pursuant to the solicitation shall be legibly written or typed.

A.10. Pricing

A.10.1. Bids shall remain firm for a minimum of sixty (60) days from the solicitation closing date.

A.10.2. Bidders guarantee unit prices to be correct.

A.10.3. In accordance with 74 O.S. §85.40, ALL travel expenses to be incurred by the supplier in performance of the Contract shall be included in the total bid price/contract amount.

A.11. Manufacturers' Name and Approved Equivalents

Unless otherwise specified in the solicitation, manufacturers' names, brand names, information and/or catalog numbers listed in a specification are for information and not intended to limit competition. Bidder may offer any brand for which they are an authorized representative, and which meets or exceeds the specification for any item(s). However, if bids are based on equivalent products, indicate on the bid form the manufacturer's name and number. Bidder shall submit sketches, descriptive literature, and/or complete specifications with their bid. Reference to literature submitted with a previous bid will not satisfy this provision. The bidder shall also explain in detail the reason(s) why the proposed equivalent will meet the specifications and not be considered an exception thereto. Bids that do not comply with these requirements are subject to rejection.

A.12. Clarification of Solicitation

A.12.1. Clarification pertaining to the contents of this solicitation shall be directed in writing to the Contracting Officer specified in the solicitation, and must be prior to the closing date of the solicitation.

A.12.2. If a bidder fails to notify the State of an error, ambiguity, conflict, discrepancy, omission or other error in the SOLICITATION, known to the bidder, or that reasonably should have been known by the bidder, the bidder shall submit a bid at its own risk; and if awarded the contract, the bidder shall not be entitled to additional compensation, relief, or time, by reason of the error or its later correction. If a bidder takes exception to any requirement or specification contained in the SOLICITATION, these exceptions must be clearly and prominently stated in their response.

A.12.3. Bidders who believe proposal requirements or specifications are unnecessarily restrictive or limit competition may submit a written request for administrative review to the contracting officer listed on the solicitation. This request must be made prior to the closing date of the solicitation.

A.13 Negotiations

A.13.1. In accordance with Title 74 §85.5, the State of Oklahoma reserves the right to negotiate with one, selected, all or none of the vendors responding to this solicitation to obtain the best value for the State. Negotiations could entail discussions on products, services, pricing, contract terminology or any other issue that may mitigate the State's risks. The State shall consider all issues negotiable and not artificially constrained by internal corporate policies. Negotiation may be with one or more vendors, for any and all items in the vendor's offer.

A.13.2. Firms that contend that they lack flexibility because of their corporate policy on a particular negotiation item shall face a significant disadvantage and may not be considered. If such negotiations are conducted, the following conditions shall apply:

A.13.3. Negotiations may be conducted in person, in writing, or by telephone.

A.13.4. Negotiations shall only be conducted with potentially acceptable offers. The State reserves the right to limit negotiations to those offers that received the highest rankings during the initial evaluation phase.

A.13.5. Terms, conditions, prices, methodology, or other features of the bidders offer may be subject to negotiations and subsequent revision. As part of the negotiations, the bidder may be required to submit supporting

financial, pricing, and other data in order to allow a detailed evaluation of the feasibility, reasonableness, and acceptability of the offer.

- A.13.6. The requirements of the Request for Proposal shall not be negotiable and shall remain unchanged unless the State determines that a change in such requirements is in the best interest of the State Of Oklahoma.

A.14. Rejection of Bid

The State reserves the right to reject any bids that do not comply with the requirements and specifications of the solicitation. A bid may be rejected when the bidder imposes terms or conditions that would modify requirements of the solicitation or limit the bidder's liability to the State. Other possible reasons for rejection of bids are listed in OAC 260:115-7-32.

A.15. Award of Contract

- A.15.1. The State Purchasing Director may award the Contract to more than one bidder by awarding the Contract(s) by item or groups of items, or may award the Contract on an ALL OR NONE basis, whichever is deemed by the State Purchasing Director to be in the best interest of the State of Oklahoma.
- A.15.2. Contract awards will be made to the lowest and best bidder(s) unless the solicitation specifies that best value criteria is being used.
- A.15.3. In order to receive an award or payments from the State of Oklahoma, suppliers must be registered. The vendor registration process can be completed electronically through the OMES website at the following link: <https://www.ok.gov/dcs/vendors/index.php>.

A.16. Contract Modification

- A.16.1. The Contract is issued under the authority of the State Purchasing Director who signs the Contract. The Contract may be modified only through a written Addendum, signed by the State Purchasing Director and the supplier .
- A.16.2. Any change to the Contract, including but not limited to the addition of work or materials, the revision of payment terms, or the substitution of work or materials, directed by a person who is not specifically authorized by the procuring agency in writing, or made unilaterally by the supplier, is a breach of the Contract. Unless otherwise specified by applicable law or rules, such changes, including unauthorized written Addendums, shall be void and without effect, and the supplier shall not be entitled to any claim under this Contract based on those changes. No oral statement of any person shall modify or otherwise affect the terms, conditions, or specifications stated in the resultant Contract.

A.17. Delivery, Inspection and Acceptance

- A.17.1. Unless otherwise specified in the solicitation or awarding documents, all deliveries shall be F.O.B. Destination. The supplier(s) awarded the Contract shall prepay all packaging, handling, shipping and delivery charges and firm prices quoted in the bid shall include all such charges. All products and/or services to be delivered pursuant to the Contract shall be subject to final inspection and acceptance by the State at destination. "Destination" shall mean delivered to the receiving dock or other point specified in the purchase order. The State assumes no responsibility for goods until accepted by the State at the receiving point in good condition. Title and risk of loss or damage to all items shall be the responsibility of the supplier until accepted by the receiving agency. The supplier(s) awarded the Contract shall be responsible for filing, processing, and collecting any and all damage claims accruing prior to acceptance.
- A.17.2. Supplier(s) awarded the Contract shall be required to deliver products and services as bid on or before the required date. Deviations, substitutions or changes in products and services shall not be made unless expressly authorized in writing by the procuring agency.

A.18. Invoicing and Payment

- A.18.1. Upon submission of an accurate and proper invoice, the invoice shall be paid in arrears after products have been delivered or services provided and in accordance with applicable law. Invoices shall contain the purchase order number, a description of the products delivered or services provided, and the dates of such delivery or provision of services. An invoice is considered proper if sent to the proper recipient and goods or services have been received.
- A.18.2. State Acquisitions are exempt from sales taxes and federal excise taxes.
- A.18.3.** Pursuant to 74 O.S. §85.44(B), invoices will be paid in arrears after products have been delivered or services provided.

A.18.4. Payment terms will be net 45. Interest on late payments made by the State of Oklahoma is governed by 62 O.S. § 34.72.

A.18.5. Additional terms which provide discounts for earlier payment may be evaluated when making an award. Any such additional terms shall be no less than ten (10) days increasing in five (5) day increments up to thirty (30) days. The date from which the discount time is calculated shall be the date of a proper invoice.

A.19. Tax Exemption

State agency acquisitions are exempt from sales taxes and federal excise taxes. Bidders shall not include these taxes in price quotes.

A.20. Audit and Records Clause

A.20.1. As used in this clause, "records" includes books, documents, accounting procedures and practices, and other data, regardless of type and regardless of whether such items are in written form, in the form of computer data, or in any other form. In accepting any Contract with the State, the successful bidder(s) agree any pertinent State or Federal agency will have the right to examine and audit all records relevant to execution and performance of the resultant Contract.

A.20.2. The successful supplier(s) awarded the Contract(s) is required to retain records relative to the Contract for the duration of the Contract and for a period of seven (7) years following completion and/or termination of the Contract. If an audit, litigation, or other action involving such records is started before the end of the seven (7) year period, the records are required to be maintained for two (2) years from the date that all issues arising out of the action are resolved, or until the end of the seven (7) year retention period, whichever is later.

A.21. Non-Appropriation Clause

The terms of any Contract resulting from the solicitation and any Purchase Order issued for multiple years under the Contract are contingent upon sufficient appropriations being made by the Legislature or other appropriate government entity. Notwithstanding any language to the contrary in the solicitation, purchase order, or any other Contract document, the procuring agency may terminate its obligations under the Contract if sufficient appropriations are not made by the Legislature or other appropriate governing entity to pay amounts due for multiple year agreements. The Requesting (procuring) Agency's decisions as to whether sufficient appropriations are available shall be accepted by the supplier and shall be final and binding.

A.22. Choice of Law

Any claims, disputes, or litigation relating to the solicitation, or the execution, interpretation, performance, or enforcement of the Contract shall be governed by the laws of the State of Oklahoma.

A.23. Choice of Venue

Venue for any action, claim, dispute or litigation relating in any way to the Contract shall be in Oklahoma County, Oklahoma.

A.24. Termination for Cause

A.24.1. The supplier may terminate the Contract for default or other just cause with a 30-day written request and upon written approval from the procuring agency. The State may terminate the Contract for default or any other just cause upon a 30-day written notification to the supplier.

A.24.2. The State may terminate the Contract immediately, without a 30-day written notice to the supplier, when violations are found to be an impediment to the function of an agency and detrimental to its cause, when conditions preclude the 30-day notice, or when the State Purchasing Director determines that an administrative error occurred prior to Contract performance.

A.24.3. If the Contract is terminated, the State shall be liable only for payment for products and/or services delivered and accepted.

A.25. Termination for Convenience

A.25.1. The State may terminate the Contract, in whole or in part, for convenience if the State Purchasing Director determines that termination is in the State's best interest. The State Purchasing Director shall terminate the contract by delivering to the supplier a Notice of Termination for Convenience specifying the terms and

effective date of Contract termination. The Contract termination date shall be a minimum of 60 days from the date the Notice of Termination for Convenience is issued by the State Purchasing Director.

A.25.2. If the Contract is terminated, the State shall be liable only for products and/or services delivered and accepted, and for costs and expenses (exclusive of profit) reasonably incurred prior to the date upon which the Notice of Termination for Convenience was received by the supplier.

A.26. Insurance

The successful supplier(s) awarded the Contract shall obtain and retain insurance, including workers' compensation, automobile insurance, medical malpractice, and general liability, as applicable, or as required by State or Federal law, prior to commencement of any work in connection with the Contract. The supplier awarded the Contract shall timely renew the policies to be carried pursuant to this section throughout the term of the Contract and shall provide the procuring agency with evidence of such insurance and renewals.

A.27. Employment Relationship

The Contract does not create an employment relationship. Individuals performing services required by this Contract are not employees of the State of Oklahoma or the procuring agency. The supplier's employees shall not be considered employees of the State of Oklahoma nor of the procuring agency for any purpose, and accordingly shall not be eligible for rights or benefits accruing to state employees.

A.28. Compliance with the Oklahoma Taxpayer and Citizen Protection Act of 2007

By submitting a bid for services, the bidder certifies that they, and any proposed subcontractors, are in compliance with 25 O.S. §1313 and participate in the Status Verification System. The Status Verification System is defined in 25 O.S. §1312 and includes but is not limited to the free Employment Verification Program (E-Verify) through the Department of Homeland Security and available at www.dhs.gov/E-Verify.

A.29. Compliance with Applicable Laws

The products and services supplied under the Contract shall comply with all applicable Federal, State, and local laws, and the supplier shall maintain all applicable licenses and permit requirements.

A.30. Special Provisions

Special Provisions set forth in SECTION B apply with the same force and effect as these General Provisions. However, conflicts or inconsistencies shall be resolved in favor of the Special Provisions.



Pricing Sheet

Solicitation #

Job Description:

Location:

Location # 1	Quantity	Price
<input type="text"/>	<input type="text"/>	<input type="text" value="\$"/>
Location # 2	Quantity	Price
<input type="text"/>	<input type="text"/>	<input type="text" value="\$"/>
		TOTAL
		<input type="text" value="\$"/>

Comments:

Authorized Signature: _____ **Date:** _____



Requisition

Business Unit: 34500		OPEN
Req ID:	Date	Page
3450034340	03/26/2024	1
Requisition Name:		
24-4-0131 Barrier Wall		
Requester	Currency	
Melissa Groom	USD	
Requester Signature		

Ship To: DEPT OF TRANSPORTATION
 DIV 4 ANNEX
 5201 NE 122ND, BLDG 4005
 EDMOND OK 73013

Line-Schd	Cat CD / Item-Desc	Sole Source	Quantity	UOM	Price	Due Date
-----------	--------------------	-------------	----------	-----	-------	----------

1-1	72151400 / Sound Barrier Wall		1.0000	SUM	150,000.0000	
-----	----------------------------------	--	--------	-----	--------------	--

<<See attached plans for specifications.
 Location #1 - Wall "A" - I-40 W/B, 4/10ths east of Garth Brooks Blvd.
 Location #2 - Wall "D" - I-40 E/B, 400 feet East of Czech Hall Rd>>

Vendor:

Attn: Melissa Groom

Ln	Location	Amount	GL Unit	Account	Sub-Acct	Fund Type	Class Funding	Department	Bud. Ref
1	04020	150,000.000	34500	547120		1300	31000	6800001	24

Ln	CFDA	Project	Operating Unit
1			507400

ACCOUNT: 507400
 OBJ CODE: 471200
 AGENCY REQ: 24-4-0131

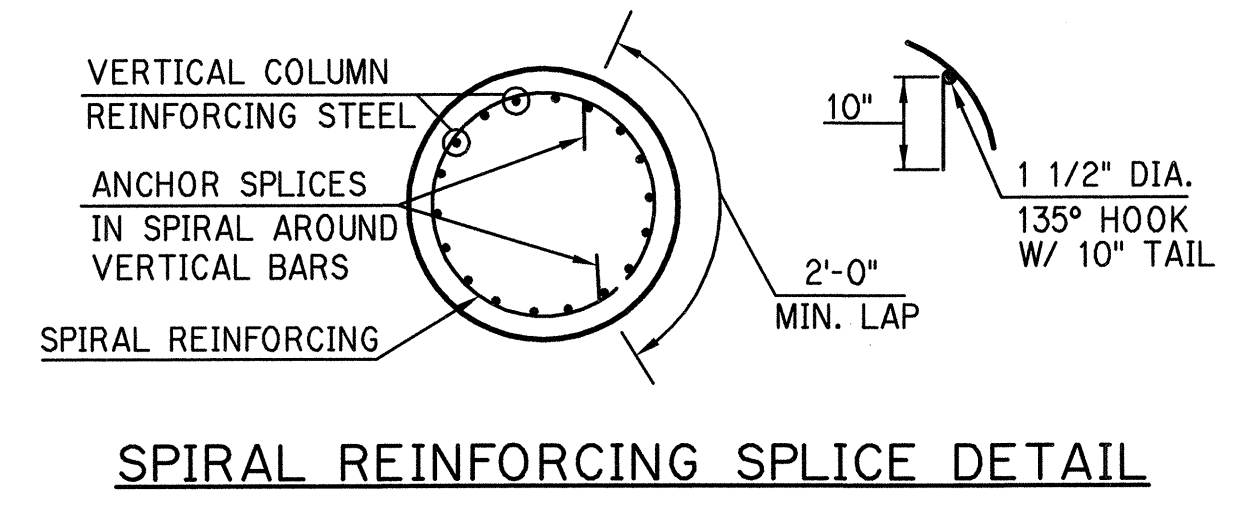
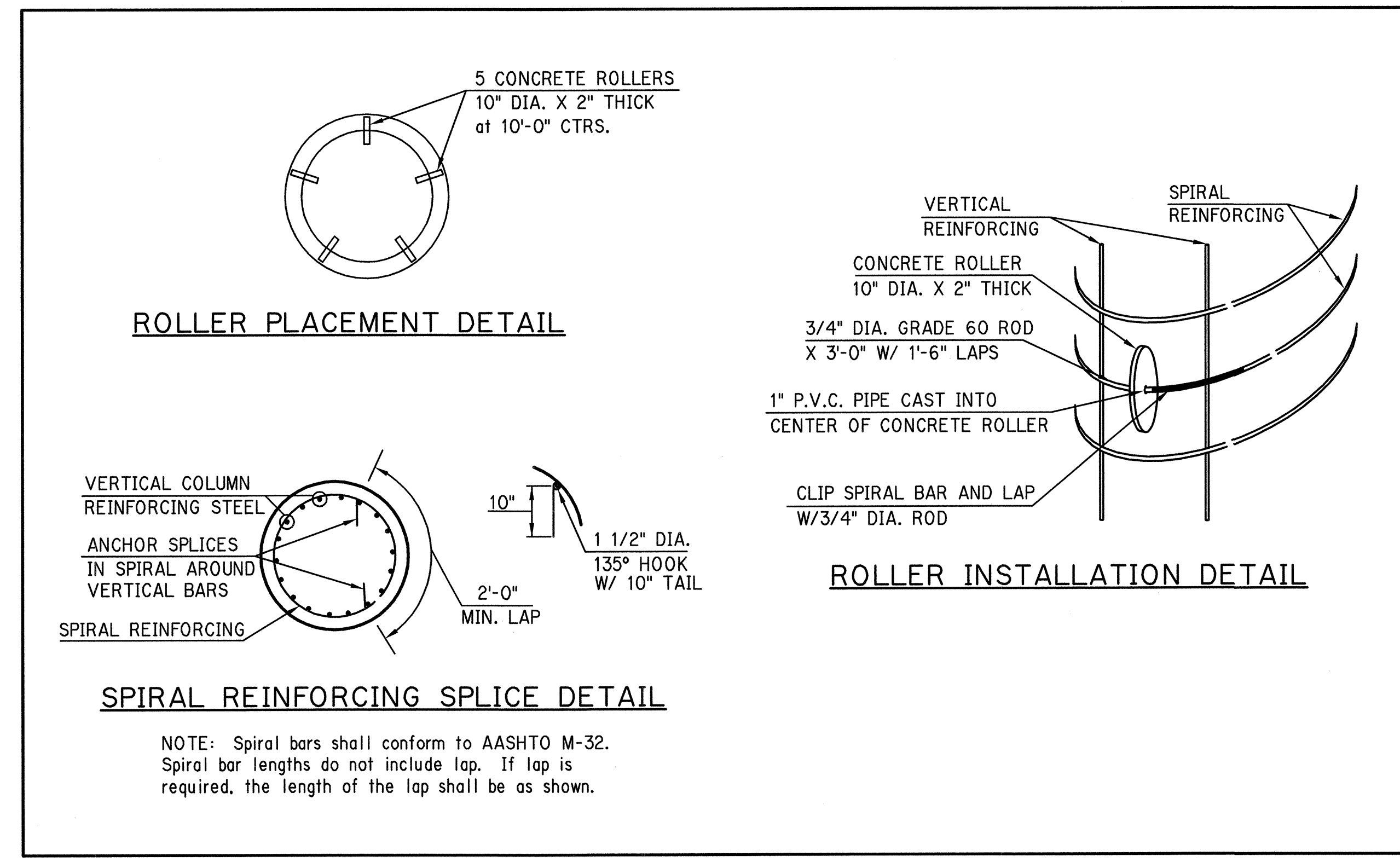
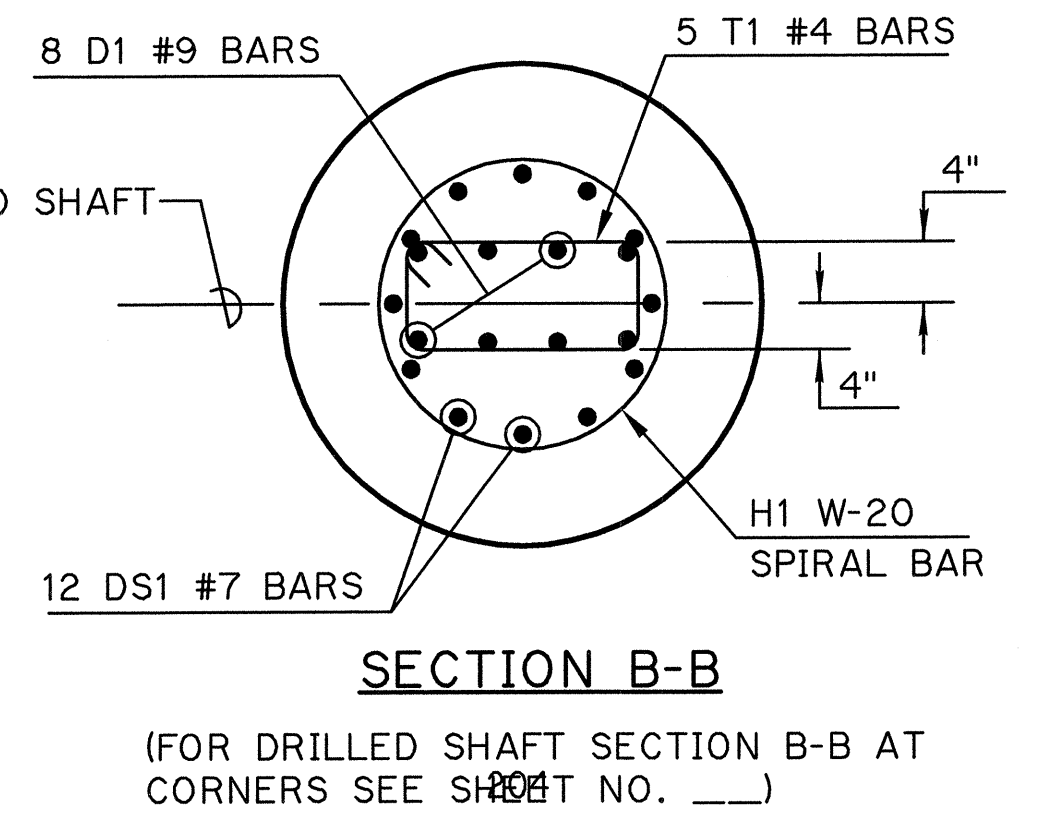
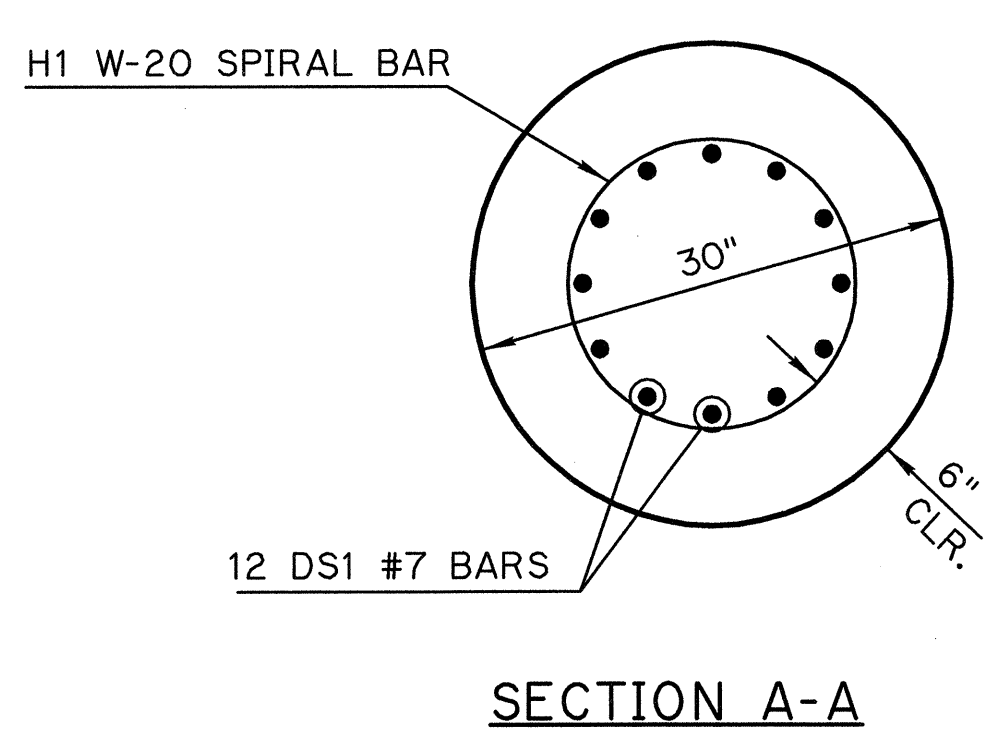
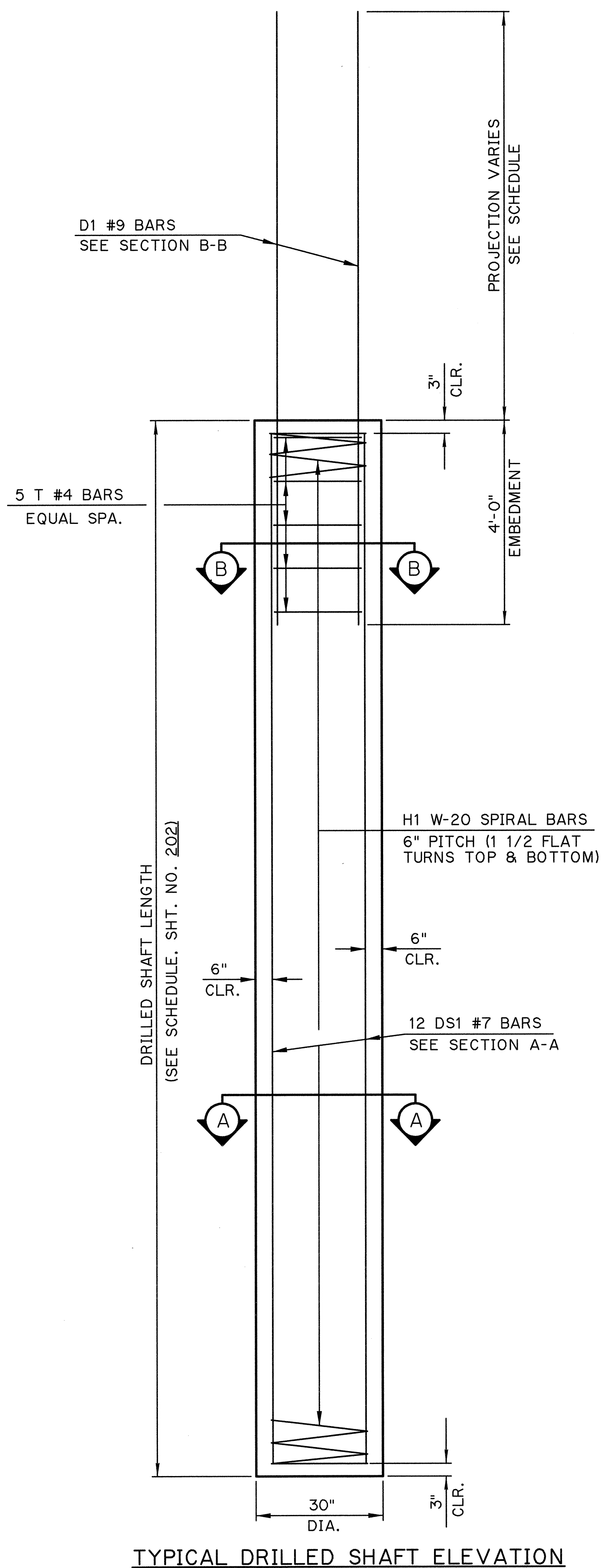
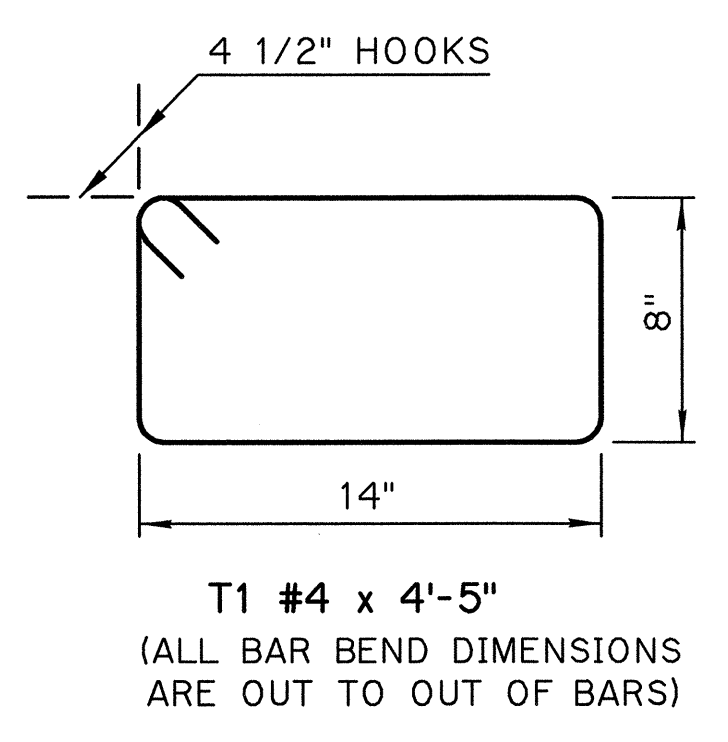
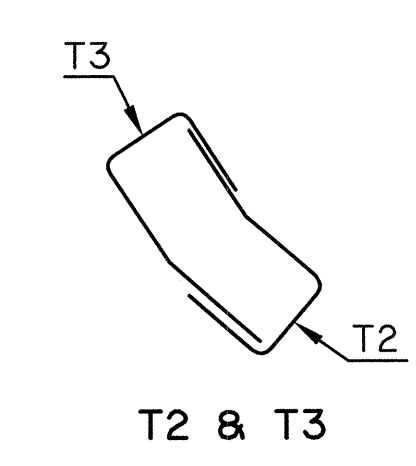
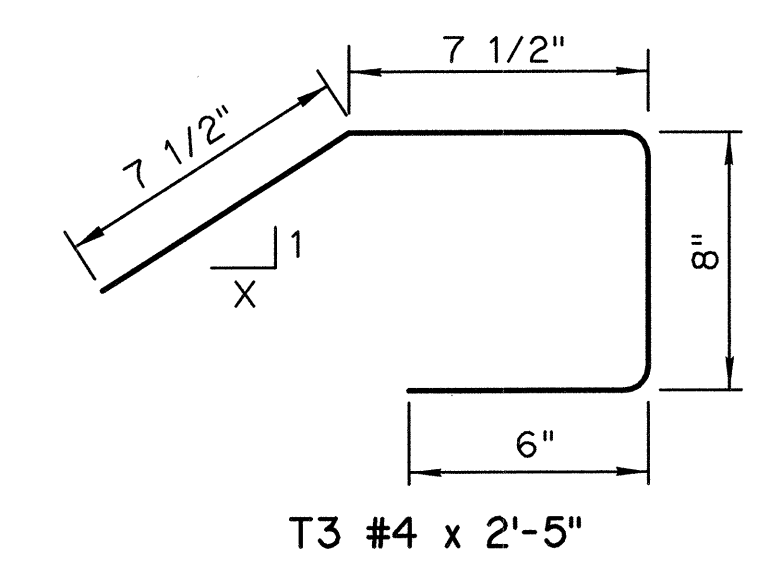
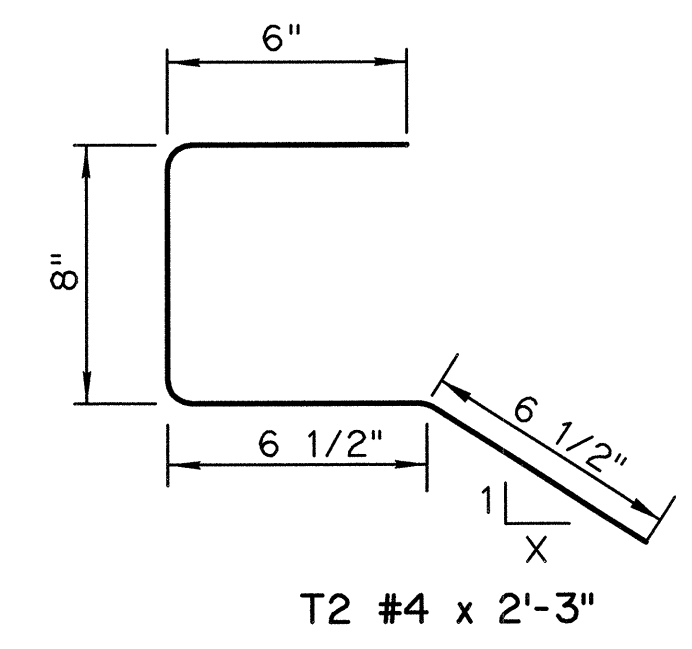
Damaged sound barrier wall repairs/replacement.

Total Requisition Amount: 150,000.00

Approval Signature <i>Melissa Groom</i> 03/26/2024	Approval Signature	Approval Signature
--	--------------------	--------------------

DESCRIPTION	REVISIONS	DATE

'X' SCHEDULE FOR T2 & T3 BARS	
DRILLED SHAFT NO.	'X'
3, 5	14
7, 69	20
19, 21, 23, 31	32
25	37
27, 29, 37, 39	42
33	46
35	39
41, 43, 45, 47	54
49	47
51	29
94, 101	5



NOTE: Spiral bars shall conform to AASHTO M-32. Spiral bar lengths do not include lap. If lap is required, the length of the lap shall be as shown.

DESIGN DATA

DESIGN SPECIFICATIONS:
AASHTO LRFD BRIDGE DESIGN SPECIFICATIONS, 2004 EDITION

AASHTO GUIDE SPECIFICATIONS FOR STRUCTURAL DESIGN OF SOUND BARRIERS, 1989 & 2002 INTERIMS.

DESIGN LOADING:
WIND LOADING = 100 MPH, EXPOSURE B2

UNIT STRESSES:
CLASS AA CONCRETE: $f_c = 4,000$ psi
REINFORCING STEEL (Grade 60): $F_y = 60,000$ psi

FOUNDATION PRESSURES:

Maximum Factored Reaction = 52.0 tons
Nominal Unit Bearing Resistance = 16.8 tsf
Bearing Resistance Factor = 0.7
Factored Bearing Resistance = 57.8 tons

Nominal Unit Friction Resistance = 2.7 tsf
Friction Resistance Factor = 0.45
Factored Friction Resistance = 24.2 tons

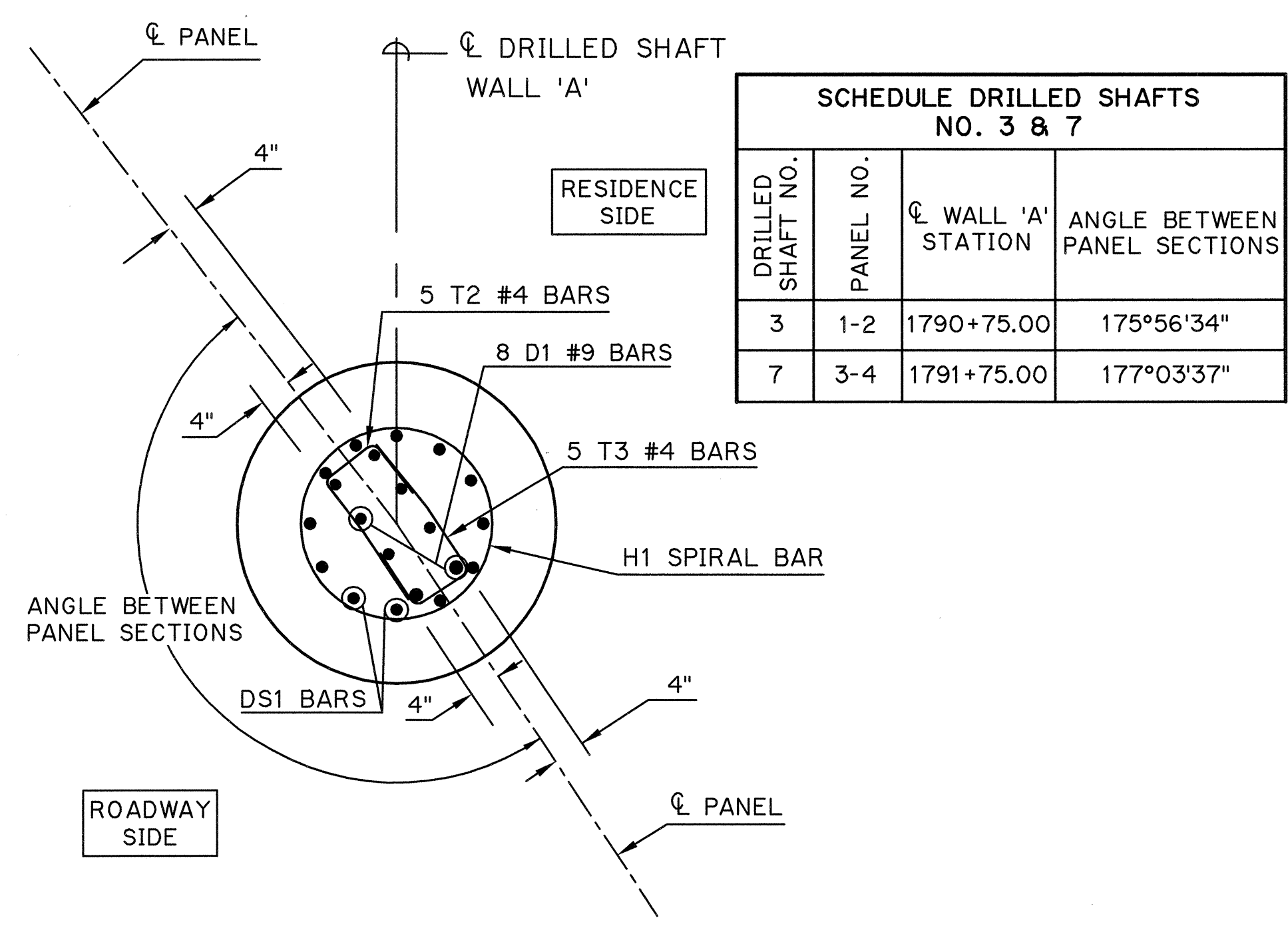
Total Factored Resistance = 82.0 tons

Design	SD	7/12
Drawn	JN	7/12
Checked	TRP	7/12
Approved	TRP	7/12
Squad	POE	

CANADIAN COUNTY I-40
SOUND BARRIER WALL "A"
DRILLED SHAFT DETAILS
State Job No. 24424(07) Sheet No. 203

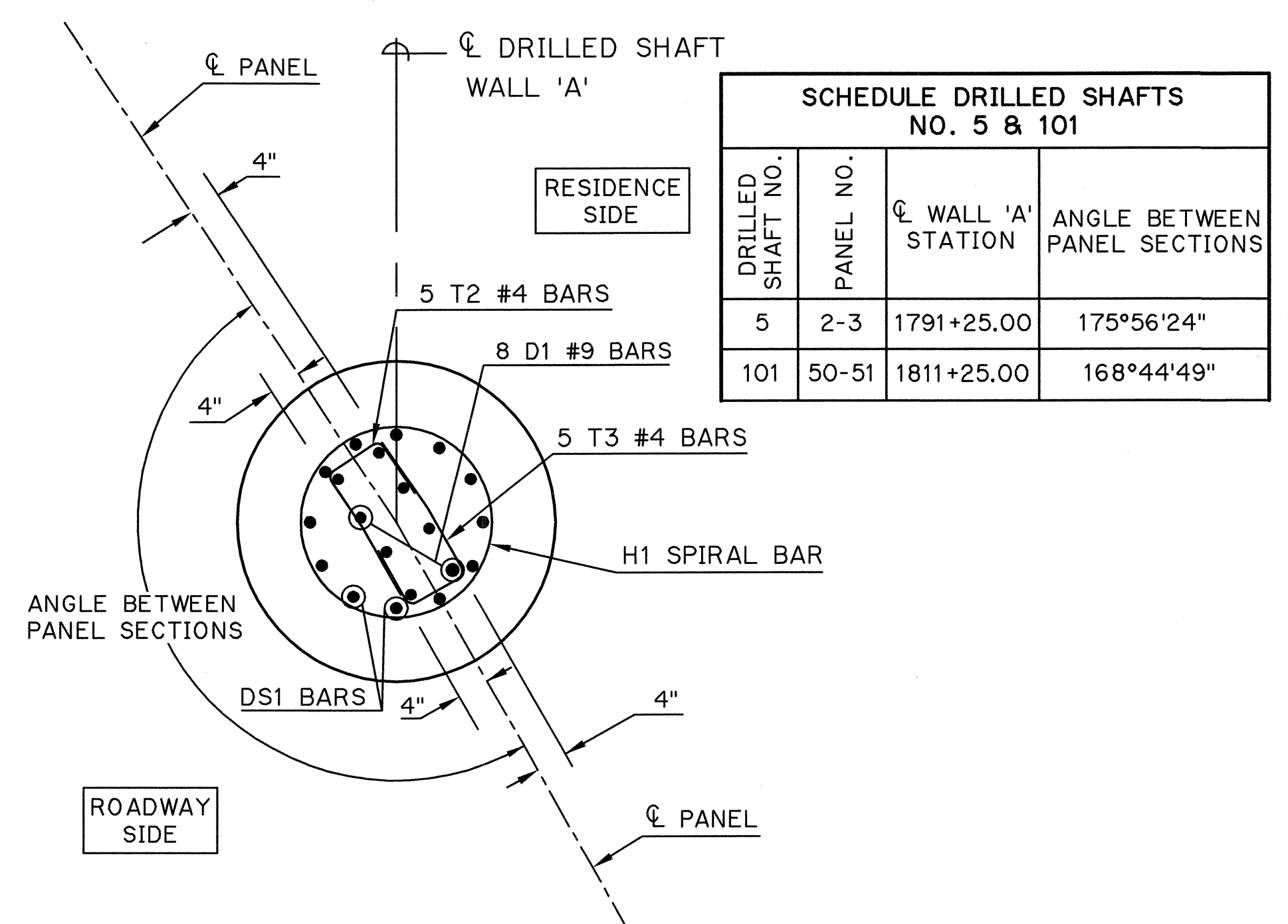
OCT 22, 2012 - 11:07:20 G:\PROJECTS\2861 I-40 Morgan West Plan\A\SOUNDWALLS\WALL_A_DETAILS.DWG

REVISIONS	DATE



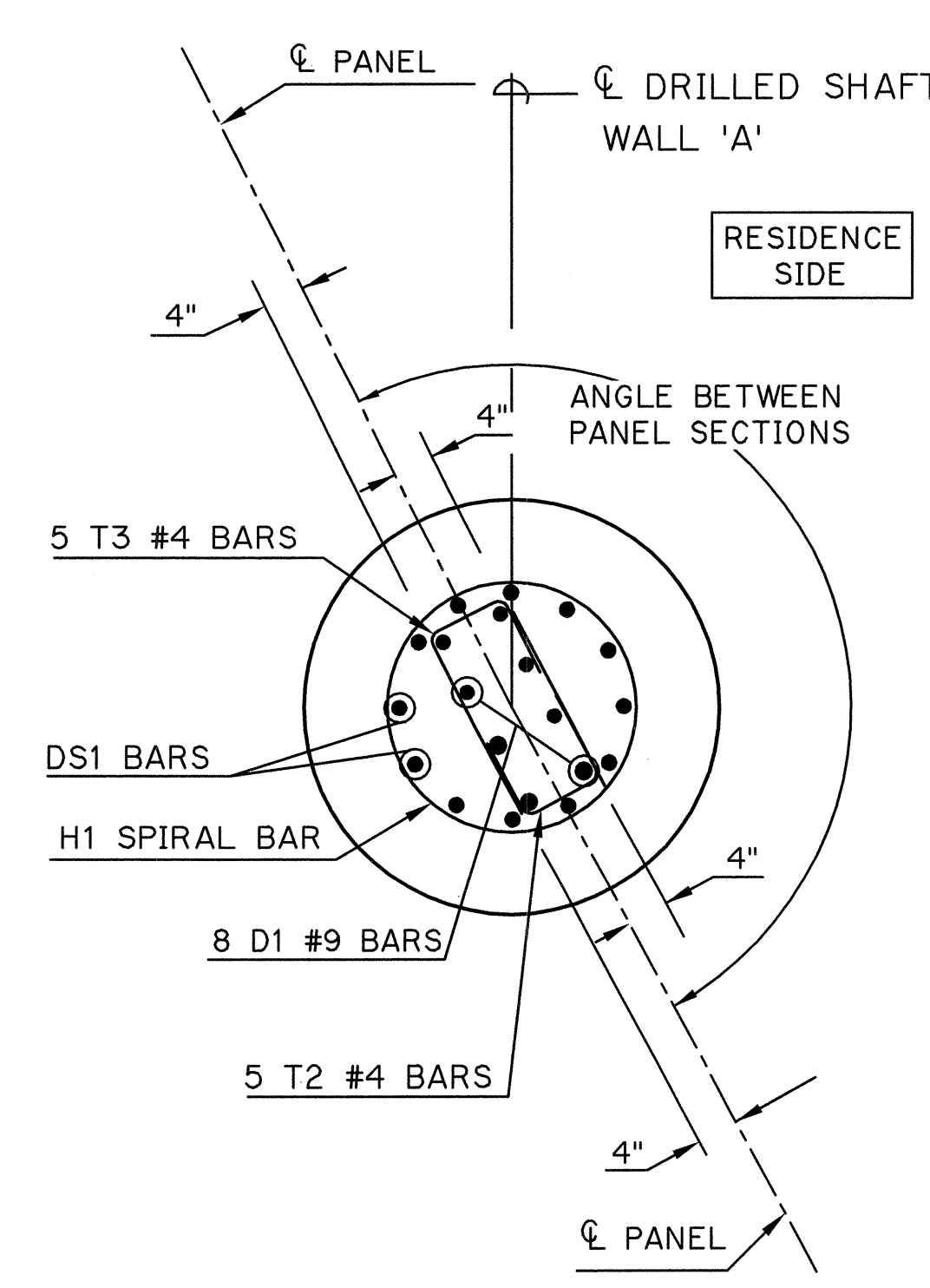
SCHEDULE DRILLED SHAFTS NO. 3 & 7			
DRILLED SHAFT NO.	PANEL NO.	CL WALL 'A' STATION	ANGLE BETWEEN PANEL SECTIONS
3	1-2	1790+75.00	175°56'34"
7	3-4	1791+75.00	177°03'37"

SECTION B-B
AT DRILLED SHAFT NO. 3 & 7



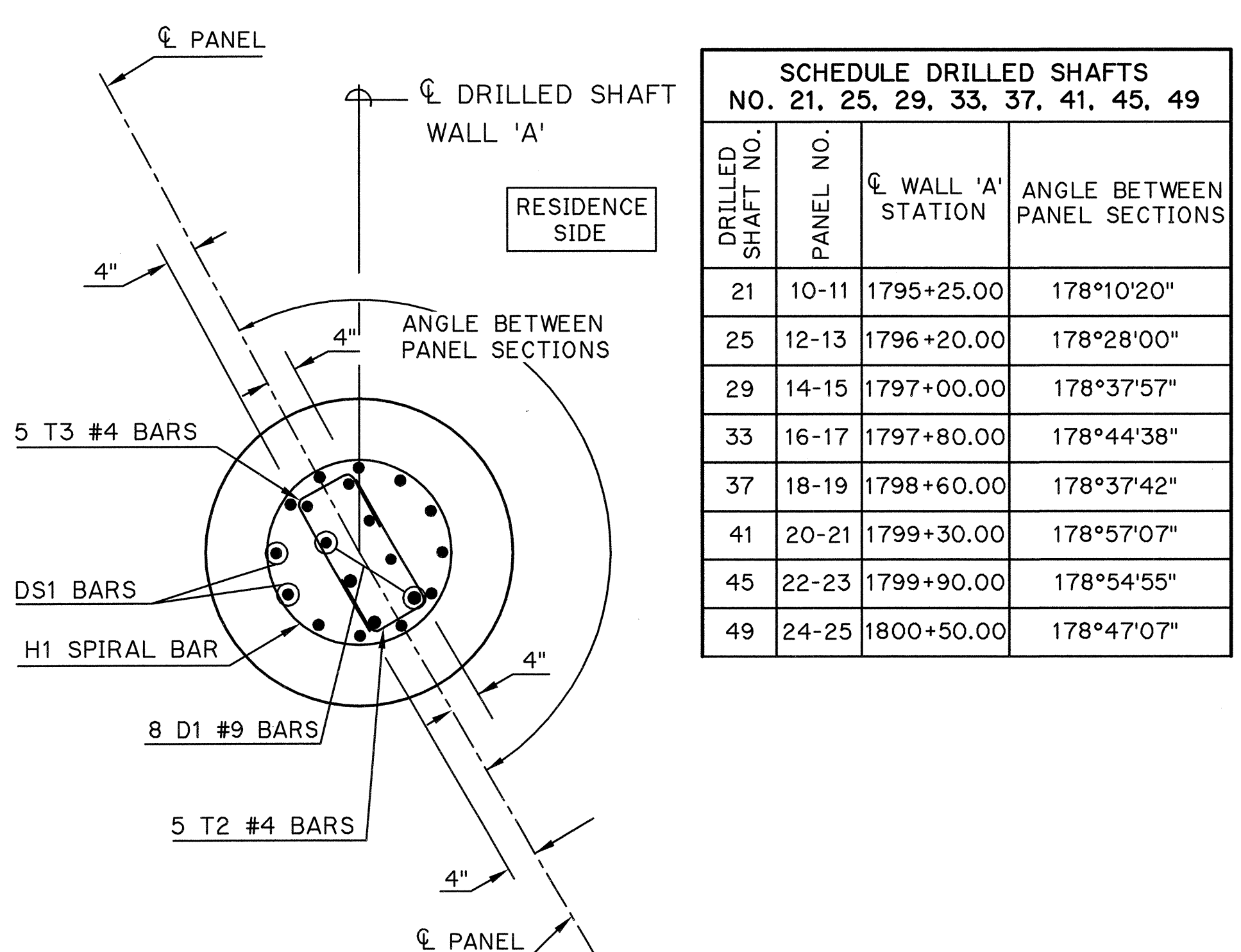
SCHEDULE DRILLED SHAFTS NO. 5 & 101			
DRILLED SHAFT NO.	PANEL NO.	CL WALL 'A' STATION	ANGLE BETWEEN PANEL SECTIONS
5	2-3	1791+25.00	175°56'24"
101	50-51	1811+25.00	168°44'49"

SECTION B-B
AT DRILLED SHAFT NO. 5 & 101



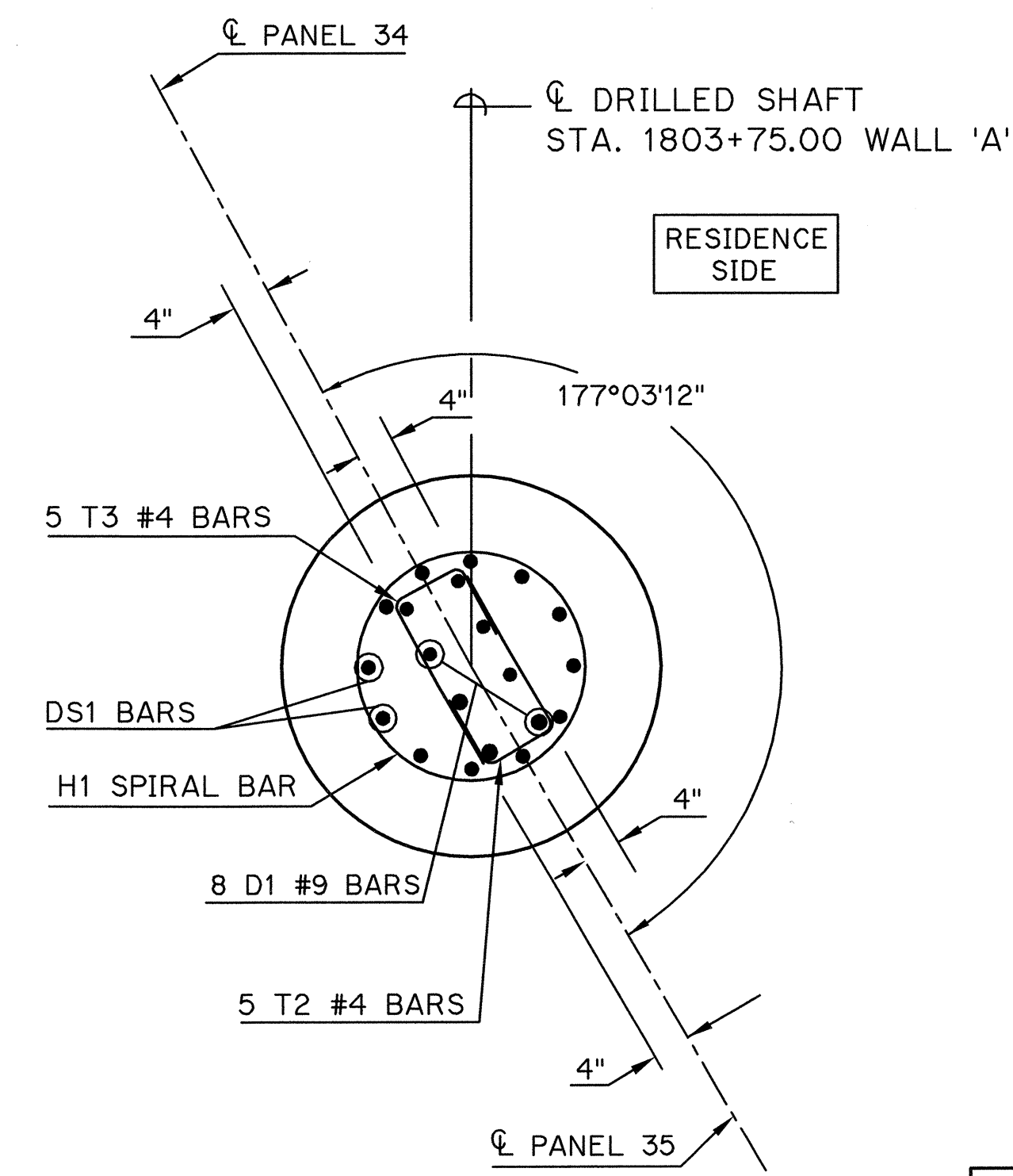
SCHEDULE DRILLED SHAFTS NO.19, 23, 27, 31, 35, 39, 43, 47, 51			
DRILLED SHAFT NO.	PANEL NO.	CL WALL 'A' STATION	ANGLE BETWEEN PANEL SECTIONS
19	9-10	1794+75.00	178°10'47"
23	11-12	1795+75.00	178°13'21"
27	13-14	1796+60.00	178°37'29"
31	15-16	1797+40.00	178°10'15"
35	17-18	1798+20.00	178°30'58"
39	19-20	1799+00.00	178°35'32"
43	21-22	1799+60.00	178°55'02"
47	23-24	1800+20.00	178°56'50"
51	25-26	1800+80.00	178°01'34"

SECTION B-B
AT DRILLED SHAFTS LISTED IN TABLE

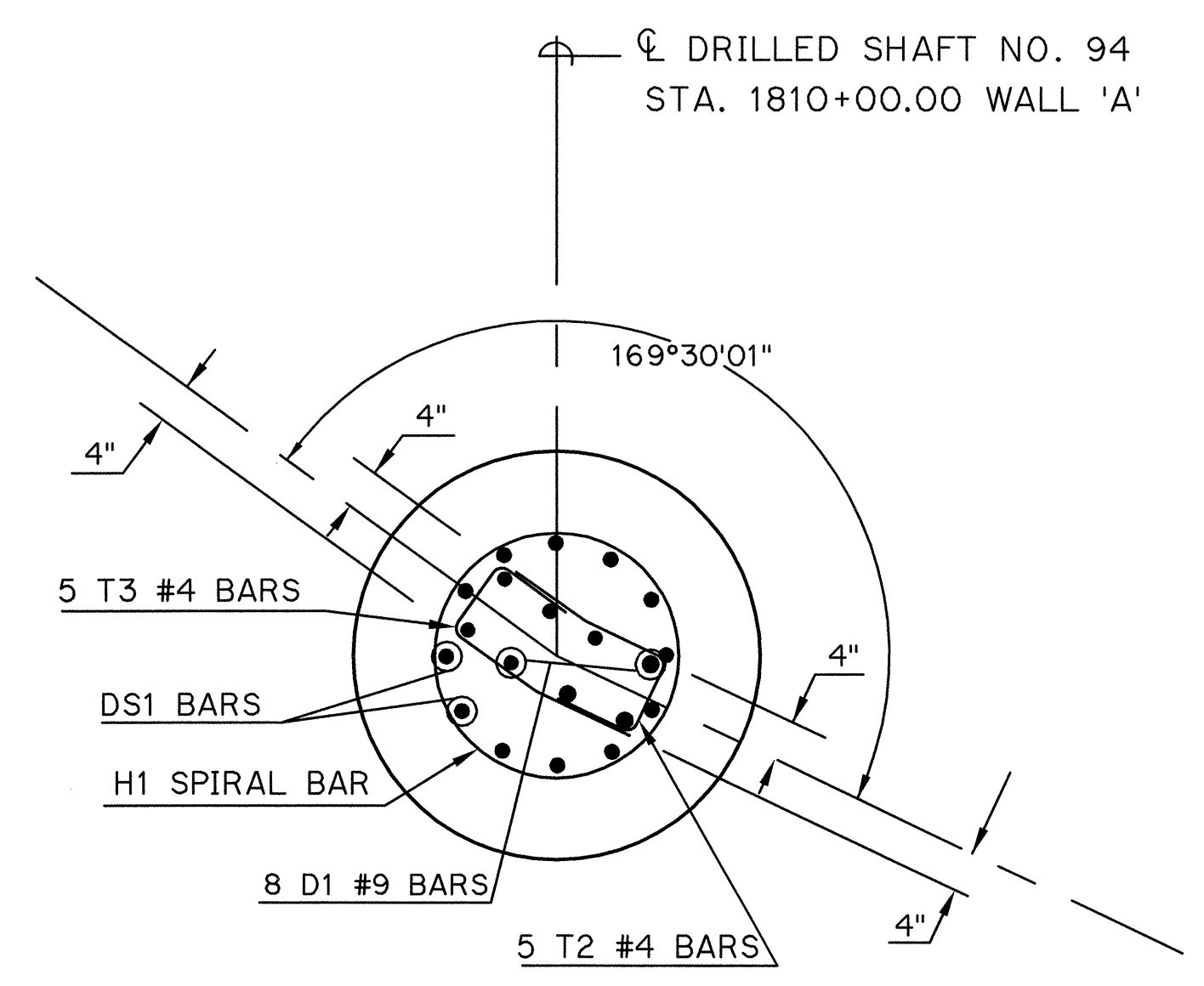


SCHEDULE DRILLED SHAFTS NO. 21, 25, 29, 33, 37, 41, 45, 49			
DRILLED SHAFT NO.	PANEL NO.	CL WALL 'A' STATION	ANGLE BETWEEN PANEL SECTIONS
21	10-11	1795+25.00	178°10'20"
25	12-13	1796+20.00	178°28'00"
29	14-15	1797+00.00	178°37'57"
33	16-17	1797+80.00	178°44'38"
37	18-19	1798+60.00	178°37'42"
41	20-21	1799+30.00	178°57'07"
45	22-23	1799+90.00	178°54'55"
49	24-25	1800+50.00	178°47'07"

SECTION B-B
AT DRILLED SHAFTS LISTED IN TABLE



SECTION B-B
AT DRILLED SHAFTS NO. 69



SECTION B-B
AT DRILLED SHAFT NO. 94

NOTE:
SEE DRILLED SHAFT DETAILS SHEET NO. 203
FOR DETAILS NOT SHOWN ON THIS SHEET.

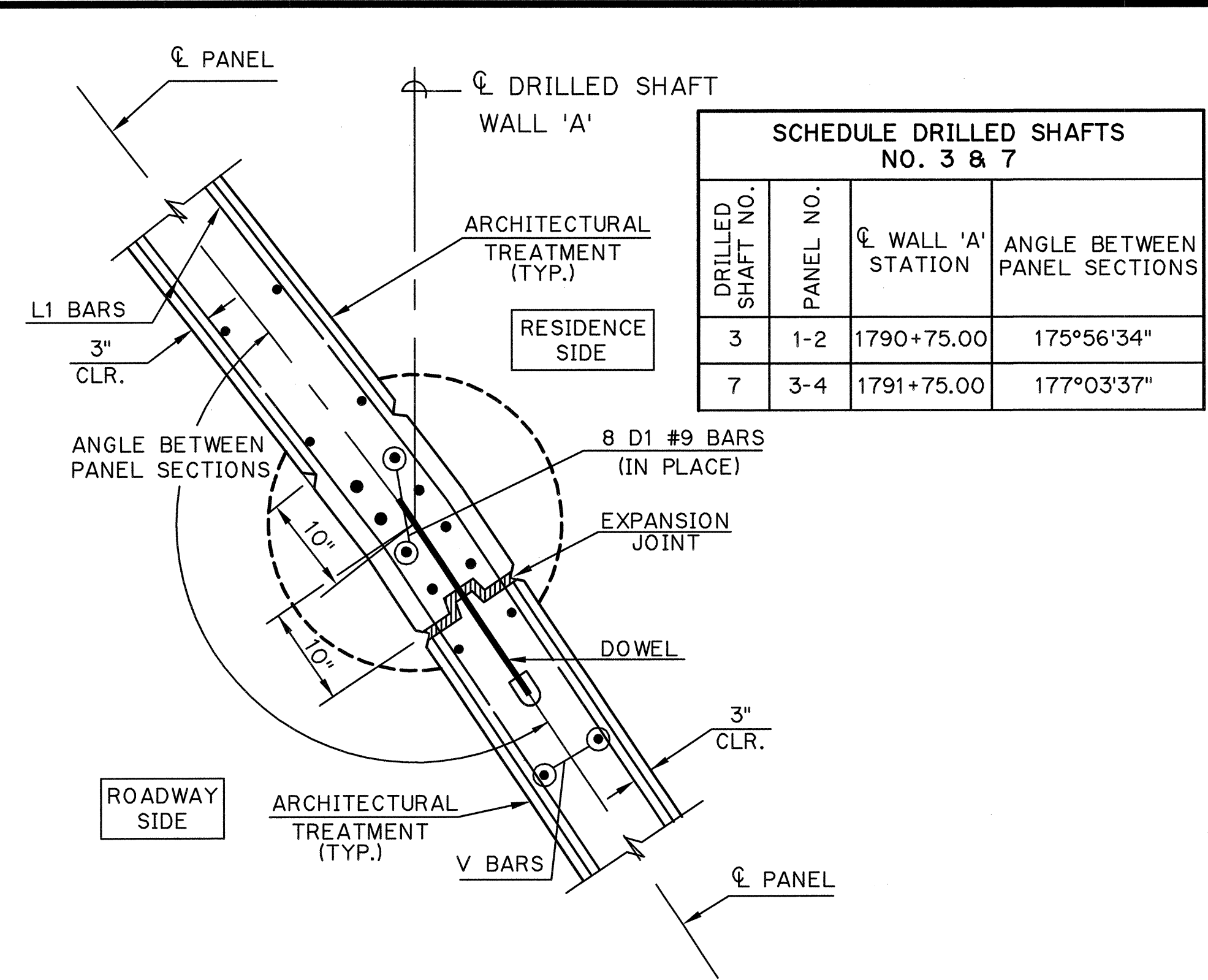
NOTE:
FOR ADDITIONAL INFORMATION, SEE SOUND
BARRIER CORNER DETAILS SHEET NO. 205

Design	SD	7/12
Drawn	JN	7/12
Checked	TRP	7/12
Approved	TRP	7/12
Squad	POE	

CANADIAN COUNTY I-40
SOUND BARRIER WALL "A"
DRILLED SHAFT DETAILS
AT WALL P.I.'s
State Job No. 24424(07) Sheet No. 204

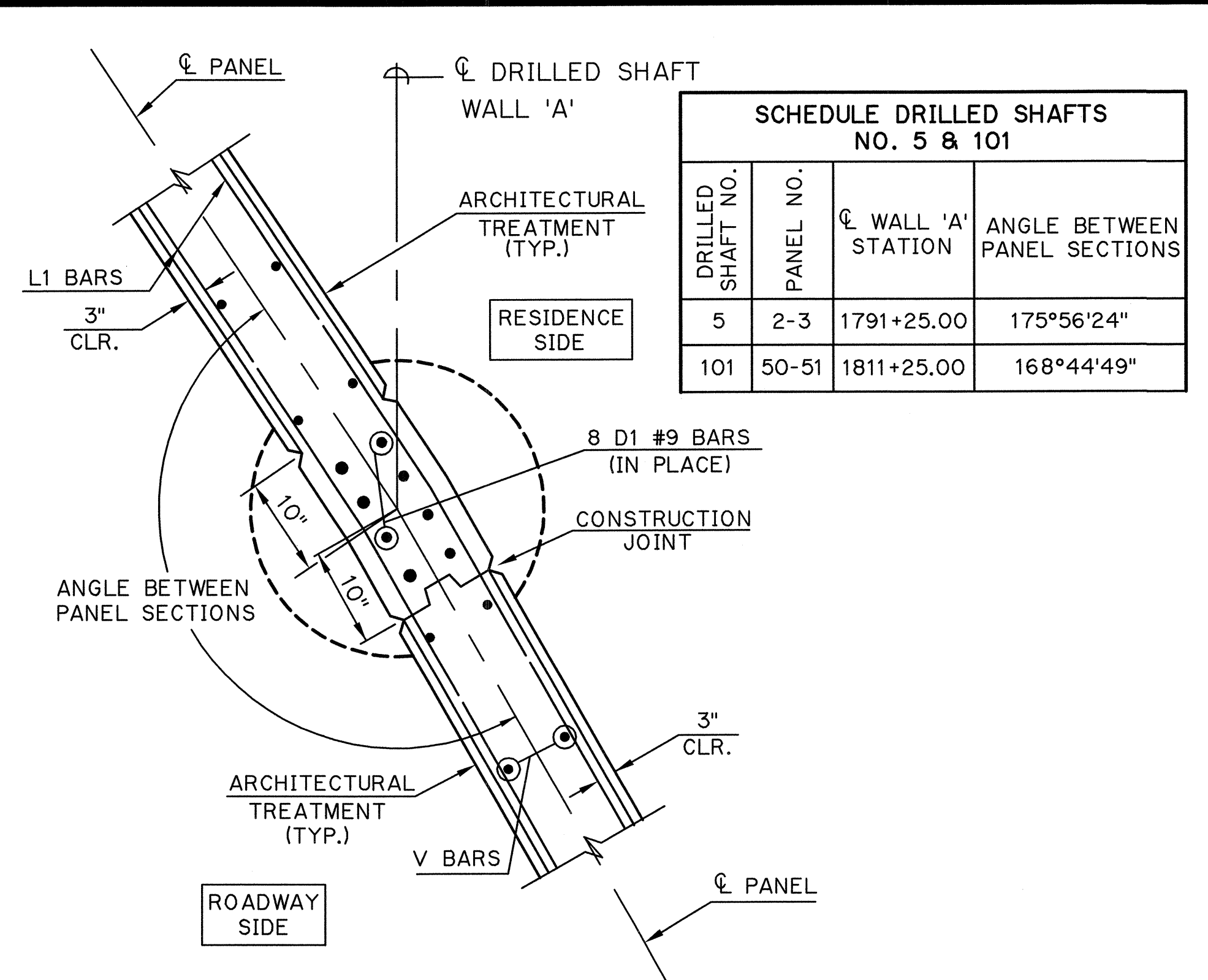
OCT 22, 2012 - 11:07:20 G:\PROJECTS\2861 I-40 Morgan West Piers SOUND WALLS WALL A DETAILS.DWG

REVISIONS	DATE



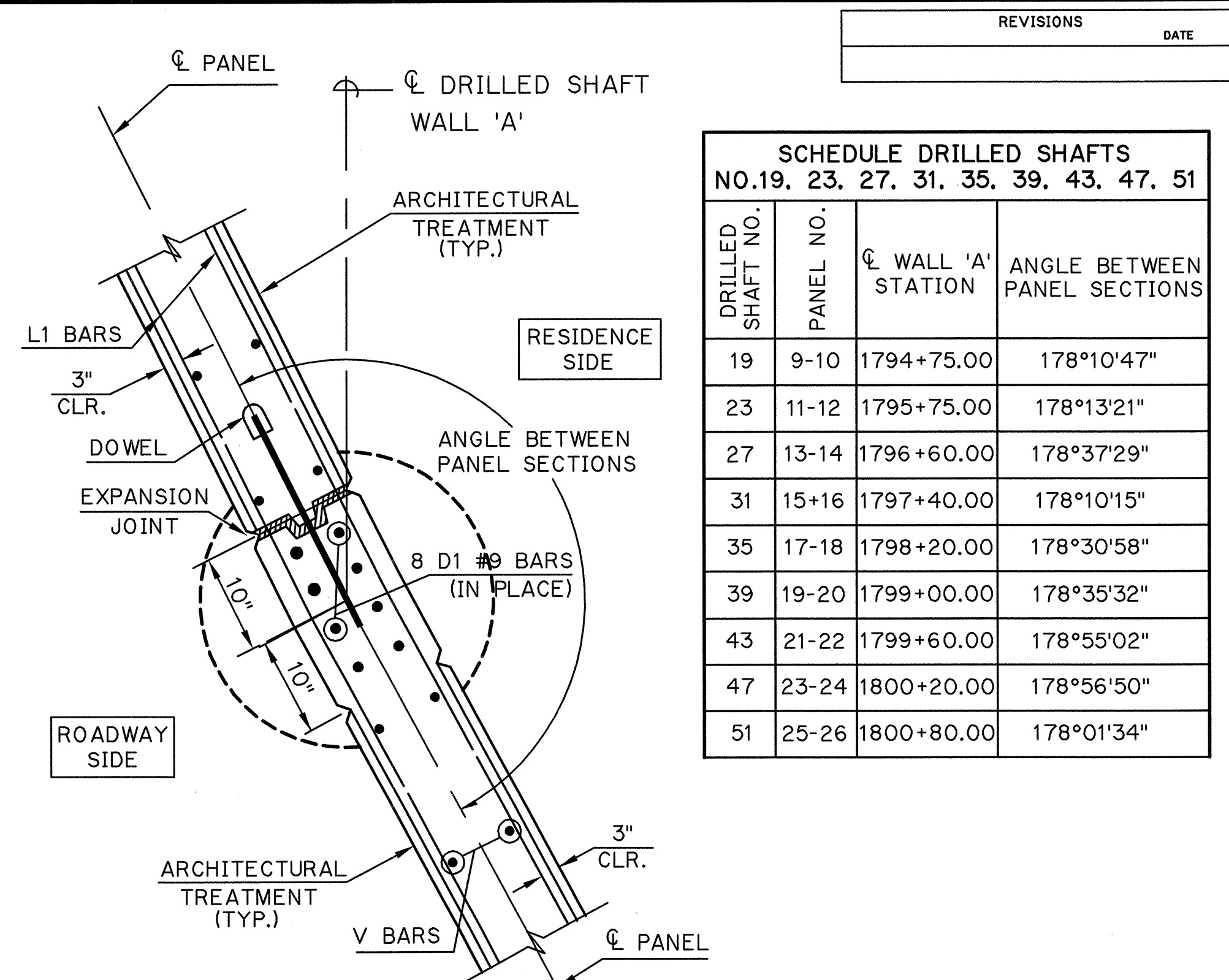
SCHEDULE DRILLED SHAFTS NO. 3 & 7			
DRILLED SHAFT NO.	PANEL NO.	CL WALL 'A' STATION	ANGLE BETWEEN PANEL SECTIONS
3	1-2	1790+75.00	175°56'34"
7	3-4	1791+75.00	177°03'37"

EXPANSION JOINT WALL SECTION AT DRILLED SHAFTS NO. 3 & 7



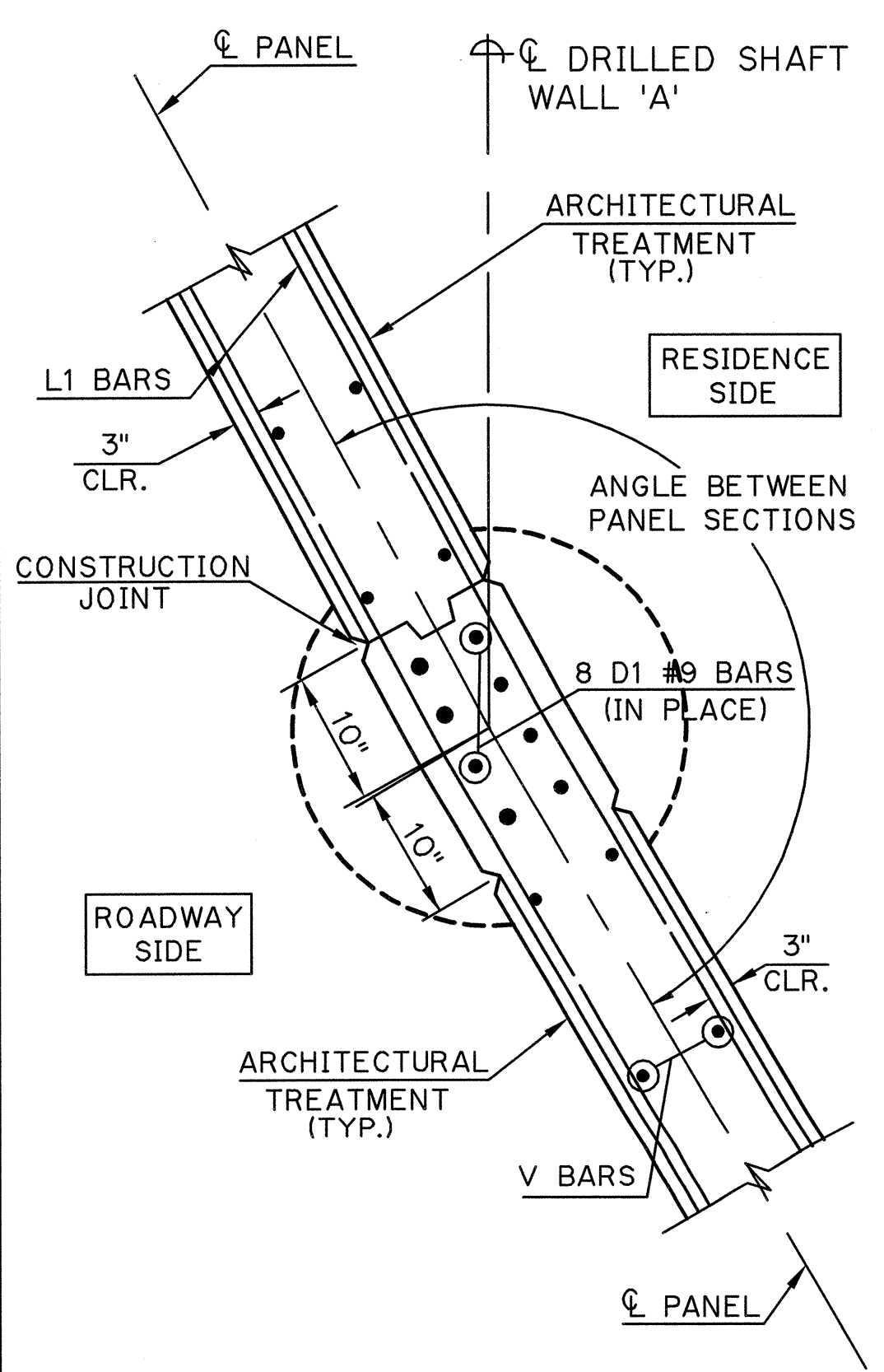
SCHEDULE DRILLED SHAFTS NO. 5 & 101			
DRILLED SHAFT NO.	PANEL NO.	CL WALL 'A' STATION	ANGLE BETWEEN PANEL SECTIONS
5	2-3	1791+25.00	175°56'24"
101	50-51	1811+25.00	168°44'49"

CONSTRUCTION JOINT WALL SECTION AT DRILLED SHAFTS NO. 5 & 101



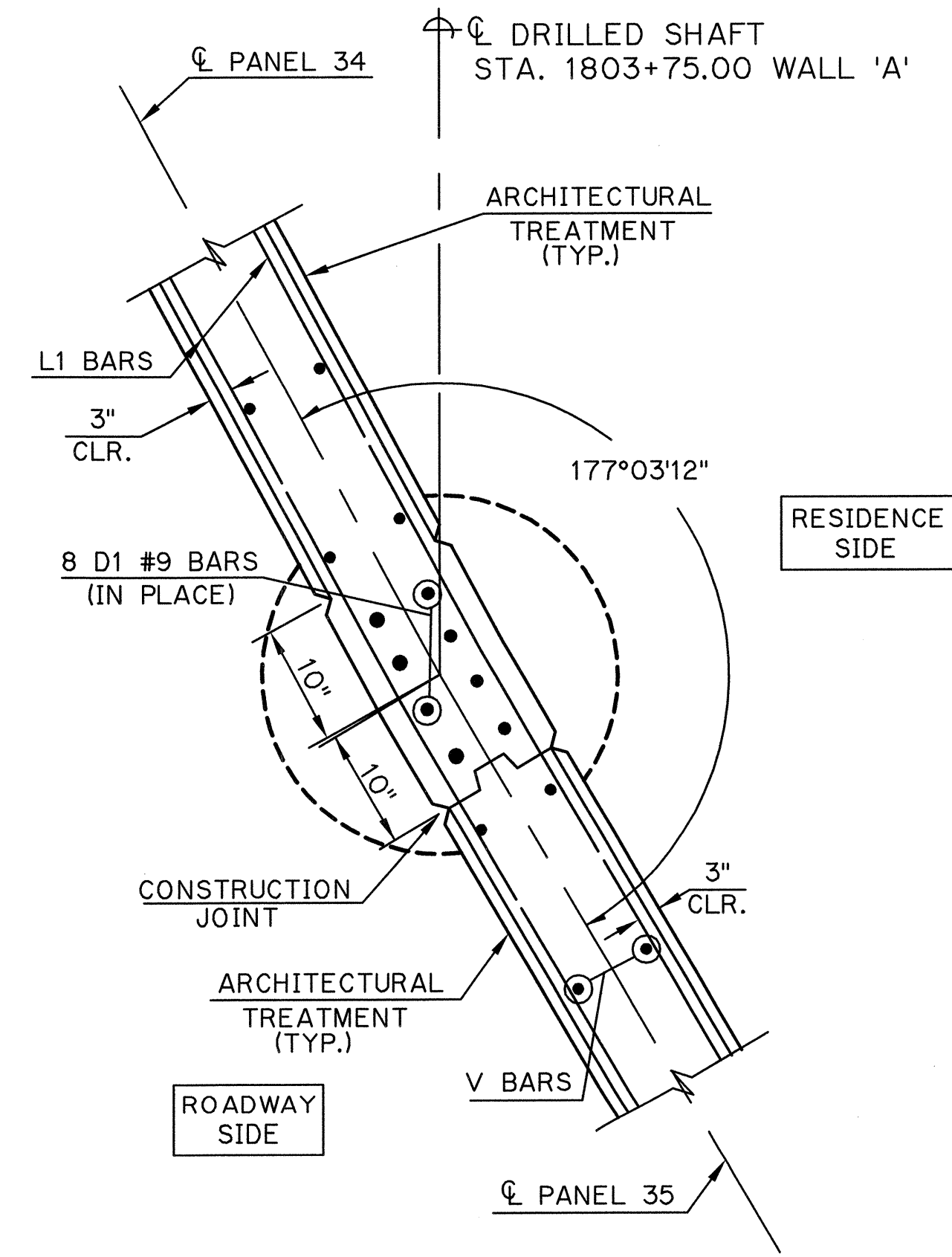
SCHEDULE DRILLED SHAFTS NO. 19, 23, 27, 31, 35, 39, 43, 47, 51			
DRILLED SHAFT NO.	PANEL NO.	CL WALL 'A' STATION	ANGLE BETWEEN PANEL SECTIONS
19	9-10	1794+75.00	178°10'47"
23	11-12	1795+75.00	178°13'21"
27	13-14	1796+60.00	178°37'29"
31	15-16	1797+40.00	178°10'15"
35	17-18	1798+20.00	178°30'58"
39	19-20	1799+00.00	178°35'32"
43	21-22	1799+60.00	178°55'02"
47	23-24	1800+20.00	178°56'50"
51	25-26	1800+80.00	178°01'34"

EXPANSION JOINT WALL SECTION AT DRILLED SHAFTS LISTED IN TABLE

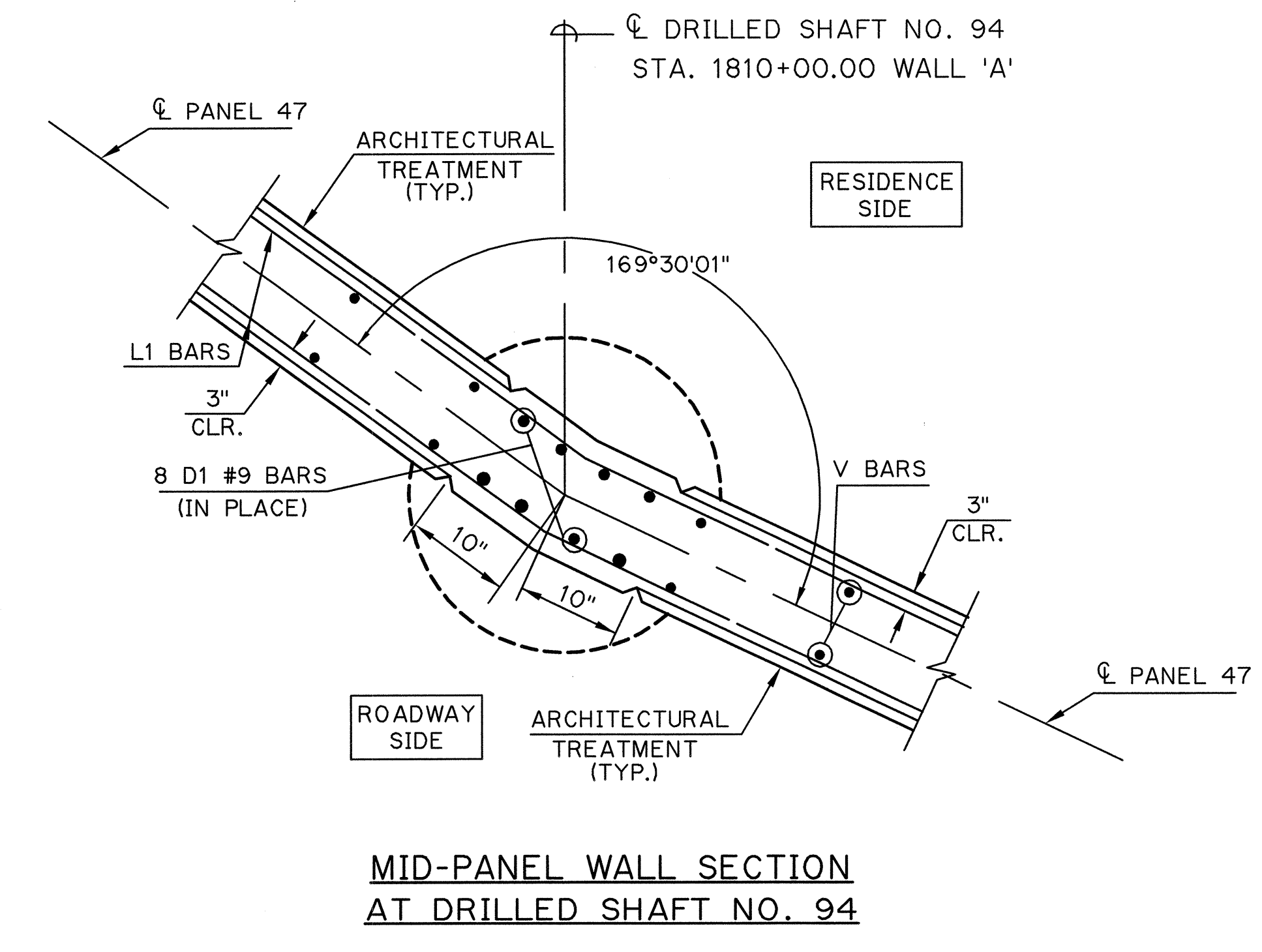


SCHEDULE DRILLED SHAFTS NO. 21, 25, 29, 33, 37, 41, 45, 49			
DRILLED SHAFT NO.	PANEL NO.	CL WALL 'A' STATION	ANGLE BETWEEN PANEL SECTIONS
21	10-11	1795+25.00	178°10'20"
25	12-13	1796+20.00	178°28'00"
29	14-15	1797+00.00	178°37'57"
33	16-17	1797+80.00	178°44'38"
37	18-19	1798+60.00	178°37'42"
41	20-21	1799+30.00	178°57'07"
45	22-23	1799+90.00	178°54'55"
49	24-25	1800+50.00	178°47'07"

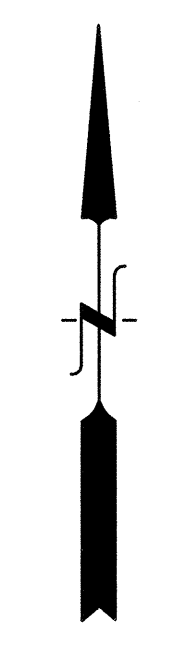
CONSTRUCTION JOINT WALL SECTION AT DRILLED SHAFTS LISTED IN TABLE



CONSTRUCTION JOINT WALL SECTION AT DRILLED SHAFT NO. 69



MID-PANEL WALL SECTION AT DRILLED SHAFT NO. 94



Design	SD	7/12
Drawn	JN	7/12
Checked	TRP	7/12
Approved	TRP	7/12
Squad	POE	

CANADIAN COUNTY I-40
 SOUND BARRIER WALL "A"
 SOUND BARRIER WALL DETAILS
 SOUND BARRIER CORNER DETAILS
 AT WALL P.I.'s
 State Job No. 24424(07) Sheet No. 205

Oct 22, 2012 - 11:07:20 Morgan West Plans SOUND WALLS WALL_A_DETAILS.DWG
 G:\PROJECTS\2861 I-40

DESCRIPTION	REVISIONS	DATE

BAR LIST - WALL "A"														
PANEL NO.	PANEL LENGTH	WALL HEIGHT	L1 #4 BARS at 12" CTRS. ②		L2 #4 BARS at 12" CTRS.		L3 #4 BARS at 12" CTRS.		L4 #4 BARS at 12" CTRS.		V1 #4 BARS at 12" CTRS.		V2 #4 BARS	
			NO.	LENGTH	NO.	LENGTH	NO.	LENGTH	NO.	LENGTH	NO.	LENGTH	NO.	LENGTH
1	51'-8"	12'-0"	26	51'-4"							96	11'-7"		
2	50'-0"	13'-0"			2	101'-3"	①				94	12'-7"	2	11'-7"
3	50'-0"	13'-0"	24	101'-8"	①						94	12'-7"	2	11'-7"
4	50'-0"	14'-0"			2	101'-3"	①				94	13'-7"	2	12'-7"
5	50'-0"	13'-0"	24	101'-8"	①						94	12'-7"	2	11'-7"
6	50'-0"	12'-0"									96	11'-7"		
7	50'-0"	12'-0"	26	101'-8"	①						96	11'-7"		
8	48'-4"	12'-0"									94	11'-7"	2	10'-7"
9	50'-0"	12'-0"	22	100'-0"	①	2	99'-7"	①			94	11'-7"	2	10'-7"
10	50'-0"	13'-0"									96	12'-7"		
11	50'-0"	15'-0"	28	101'-8"	①						96	14'-7"		
12	45'-0"	17'-0"									84	16'-7"	2	15'-7"
13	40'-0"	17'-0"	34	86'-8"	①	2	84'-7"	①			76	16'-7"		
14	40'-0"	17'-0"									76	16'-7"		
15	40'-0"	17'-0"	36	81'-8"	①						76	16'-7"		
16	40'-0"	17'-6"									74	17'-1"	2	16'-7"
17	40'-0"	17'-6"	36	81'-8"	①	2	79'-7"	①			76	17'-1"		
18	40'-0"	17'-6"									76	17'-1"		
19	40'-0"	18'-6"									76	18'-1"		
20	30'-0"	18'-6"									56	18'-1"		
21	30'-0"	19'-0"	38	59'-8"							54	18'-7"	2	18'-1"
22	30'-0"	19'-0"									56	18'-7"		
23	30'-0"	19'-0"	40	59'-8"							56	18'-7"		
24	30'-0"	19'-0"									56	18'-7"		
25	30'-0"	19'-0"									56	18'-7"		
26	30'-0"	19'-6"									54	19'-1"	2	18'-7"
27	30'-0"	19'-0"	40	59'-8"							56	18'-7"		
28	30'-0"	19'-0"									56	18'-7"		
29	30'-0"	19'-0"	38	59'-8"		2	59'-3"				54	18'-7"	2	18'-1"
30	30'-0"	19'-0"									56	18'-7"		
31	30'-0"	19'-0"	40	59'-8"							56	18'-7"		
32	36'-8"	19'-0"									66	18'-7"		
33	40'-0"	17'-0"	36	78'-4"	①	2	76'-3"	①			74	16'-7"	2	15'-7"
34	40'-0"	15'-0"									76	14'-7"		
35	50'-0"	14'-0"	28	91'-8"	①	2	89'-7"	①			94	13'-7"	2	12'-7"
36	50'-0"	12'-0"									94	11'-7"	2	10'-7"
37	50'-0"	11'-0"	22	101'-8"	①	2	99'-7"	①			94	10'-7"	2	9'-7"
38	48'-4"	10'-0"									94	9'-7"	2	8'-7"
39	50'-0"	10'-0"	20	100'-0"	①						96	9'-7"		
40	51'-8"	10'-6"									94	10'-1"	2	9'-7"
41	50'-0"	10'-0"	20	103'-4"	①	2	101'-3"	①			96	9'-7"		
42	50'-0"	10'-6"									94	10'-1"	2	9'-7"
43	50'-0"	11'-0"	20	101'-8"	①	2	101'-3"	①			94	10'-7"	2	9'-7"
44	50'-0"	11'-0"									94	10'-7"	2	9'-7"
45	50'-0"	13'-0"	22	101'-8"	①	2	101'-3"	①			94	12'-7"	2	10'-7"
46	50'-0"	14'-0"									94	13'-7"	2	12'-7"
47	50'-0"	16'-0"	28	101'-8"	①	2	101'-3"	①			94	15'-7"	2	13'-7"
48	40'-0"	18'-0"									74	17'-7"	2	15'-7"
49	30'-0"	19'-0"	34	71'-8"	①	4	71'-3"	①			54	18'-7"	2	17'-7"
50	30'-0"	20'-0"									54	19'-7"	2	18'-7"
51	30'-0"	19'-0"	36	59'-8"		2	59'-3"				54	18'-7"	2	17'-7"
52	30'-0"	19'-0"									54	18'-7"	2	17'-7"
53	30'-0"	20'-0"	38	59'-8"		2	59'-3"				54	19'-7"	2	18'-7"
54	30'-0"	19'-0"									56	18'-7"		
55	30'-0"	19'-0"	40	59'-8"							56	18'-7"		
56	30'-0"	19'-0"									56	18'-7"		
57	30'-0"	19'-0"	40	59'-8"							56	18'-7"		
58	30'-0"	19'-0"									56	18'-7"		
59	35'-0"	19'-0"	40	66'-8"							66	18'-7"		
60	40'-0"	18'-0"									76	17'-7"		
61	40'-0"	18'-0"	36	81'-8"	①						74	17'-7"	2	16'-7"
62	40'-0"	18'-0"									74	17'-7"	2	16'-7"
63	40'-0"	18'-0"	34	81'-8"	①	2	81'-3"	①			74	17'-7"	2	16'-7"
64	40'-0"	18'-0"	34	39'-8"		4	38'-5"				74	17'-7"	2	15'-7"

① LENGTH INCLUDES 2'-0" FOR LAP
 ② L1 BARS BEND AT DRILLED SHAFTS WITH WALL BENDS

SOUND BARRIER SCHEDULE - WALL "A"						
PANEL NO.	PANEL LENGTH	WALL HEIGHT	DRILLED SHAFT 30" DIA.			
			NO.	SPACING	LENGTH	
1	51'-8"	12'-0"	1-3	25'-0"		
2-3	50'-0"	13'-0"	4-7	25'-0"		
4	50'-0"	14'-0"	8-9	25'-0"		
5	50'-0"	13'-0"	10-11	25'-0"		
6-7	50'-0"	12'-0"	12-15	25'-0"		
8	48'-4"	12'-0"	16	25'-0"		
9	50'-0"	12'-0"	17-18	25'-0"		
10	50'-0"	13'-0"	19-20	25'-0"		
11	50'-0"	15'-0"	21-22	25'-0"		
12	45'-0"	17'-0"	23-24	22'-6"		
13-15	40'-0"	17'-0"	25-30	20'-0"		
16-18	40'-0"	17'-6"	31-36	20'-0"		
19	40'-0"	18'-6"	37-38	20'-0"		
20	30'-0"	18'-6"	39-40	15'-0"		
21-25	30'-0"	19'-0"	41-50	15'-0"		
26	30'-0"	19'-6"	51-52	15'-0"		
27-31	30'-0"	19'-0"	53-62	19'-0"		
32	36'-8"	19'-0"	63-65	17'-6"		
33	40'-0"	17'-0"	66-67	20'-0"		
34	40'-0"	15'-0"	68-69	20'-0"		
35	50'-0"	14'-0"	70-71	25'-0"		
36	50'-0"	12'-0"	72-73	25'-0"		
37	50'-0"	11'-0"	74-75	25'-0"		
38	48'-4"	10'-0"	76	25'-0"		
39	50'-0"	10'-0"	77-78	25'-0"		
40	51'-8"	10'-6"	79-81	25'-0"		
41	50'-0"	10'-0"	82-83	25'-0"		
42	50'-0"	10'-6"	84-85	25'-0"		
43	50'-0"	11'-0"	86-87	25'-0"		
44	50'-0"	11'-0"	88-89	25'-0"		
45	50'-0"	13'-0"	90-91	25'-0"		
46	50'-0"	14'-0"	92-93	25'-0"		
47	50'-0"	16'-0"	94-95	25'-0"		
48	40'-0"	18'-0"	96-97	20'-0"		
49	30'-0"	19'-0"	98-99	15'-0"		
50	30'-0"	20'-0"	100-101	15'-0"		
51-52	30'-0"	19'-0"	102-105	15'-0"		
53	30'-0"	20'-0"	106-107	15'-0"		
54-58	30'-0"	19'-0"	108-117	15'-0"		
59	35'-0"	19'-0"	118-119	17'-6"		
60-64	40'-0"	18'-0"	120-129	20'-0"		

⊙ MEASURED ALONG C OF WALL

SEE DRILLED SHAFT SCHEDULE AT LEFT

SOUND BARRIER WALL "A" QUANTITIES		
NON-PAY ITEMS	UNIT	QUANTITY
CLASS AA CONCRETE	C.Y.	1724.4
REINFORCING STEEL	LB.	106,650
SUBSTR. EXCAV. COMMON	C.Y.	340
PAY ITEMS	UNIT	QUANTITY
DRILLED SHAFT 30" DIA.	L.F.	1753.0
SOUND BARRIER WALL	S.Y.	4450.8
(SP) GRAFFITI TREATMENT	S.F.	80,114

FOR TYPICAL PANEL DETAILS SEE SHEET NO. 225.

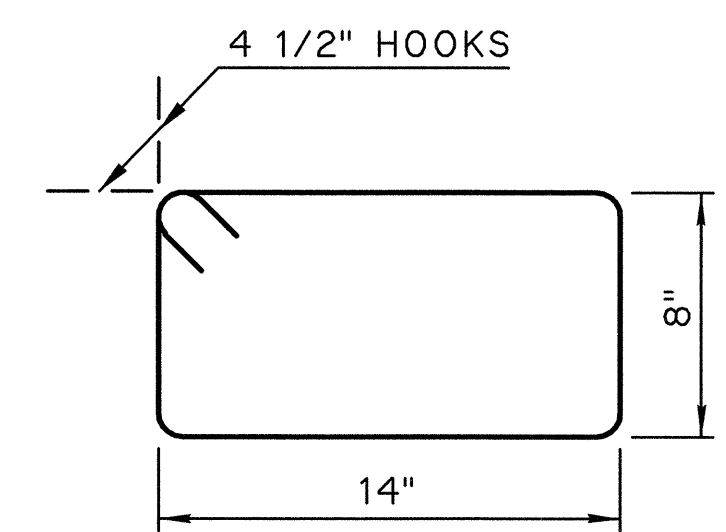
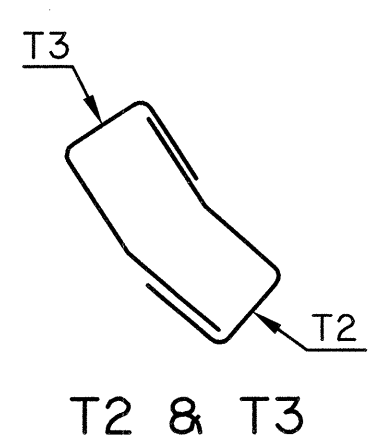
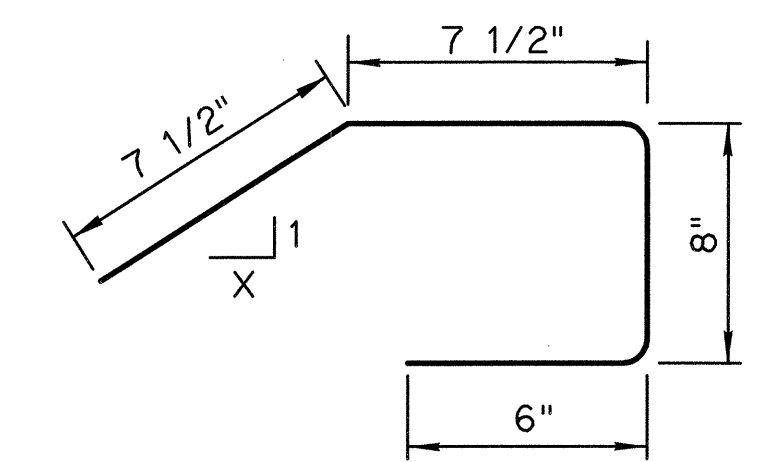
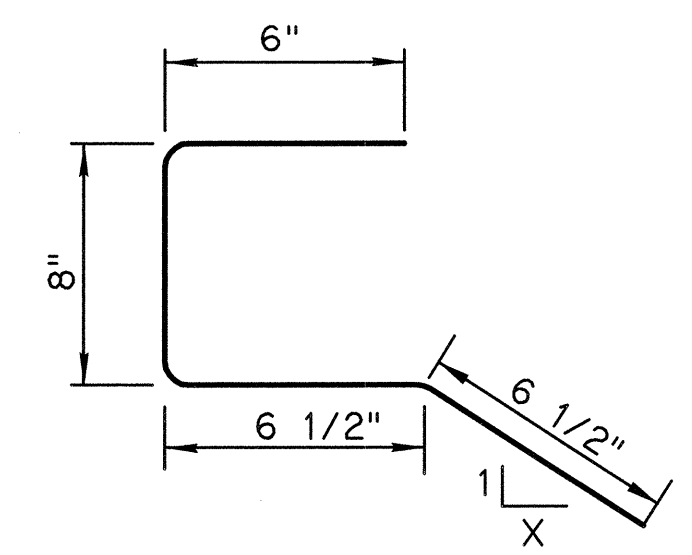
FOR ARCHITECTURAL TREATMENT, EXCAVATION DIAGRAM AND SUMMARY OF QUANTITIES SEE SHEET NOS. 226.

Design	SD	7/12	SOUND BARRIER WALL "A"	I-40
Drawn	JN	7/12	SOUND BARRIER WALL SCHEDULES, BAR LIST AND QUANTITIES	CANADIAN COUNTY
Checked	TRP	7/12		
Approved	TRP	7/12		
Squad	POE		State Job No. 24424(07)	Sheet No. 206

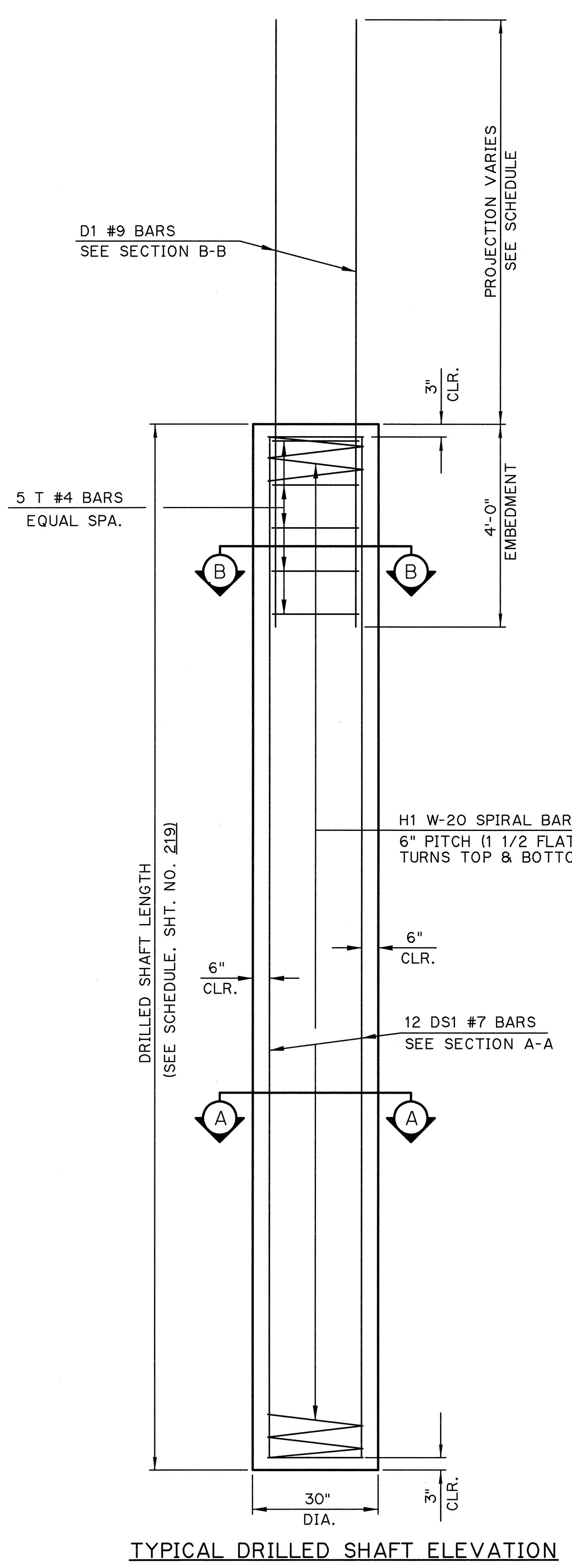
OCT 22, 2016 - 11:07:20 S:\PROJECTS\2061 I-40 Morgan West Plans\SOUNDWALLS\WALL_A-DETAILS.DWG

DESCRIPTION	REVISIONS	DATE

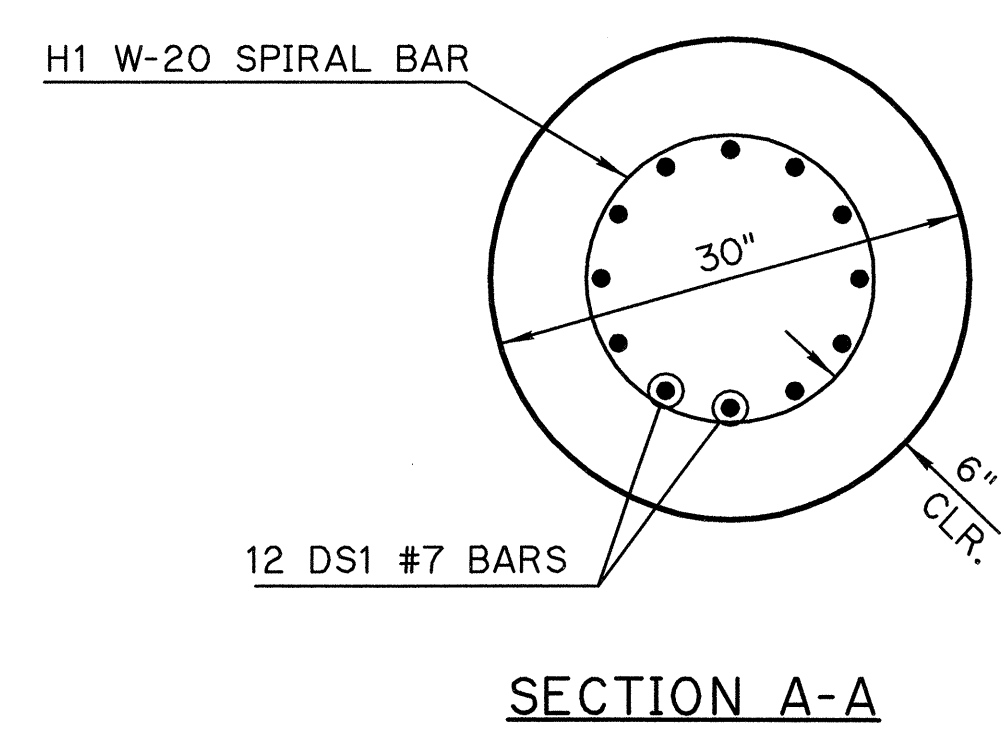
'X' SCHEDULE FOR T2 & T3 BARS	
DRILLED SHAFT NO.	'X'
17, 22, 61, 66	5
116	196
136	73



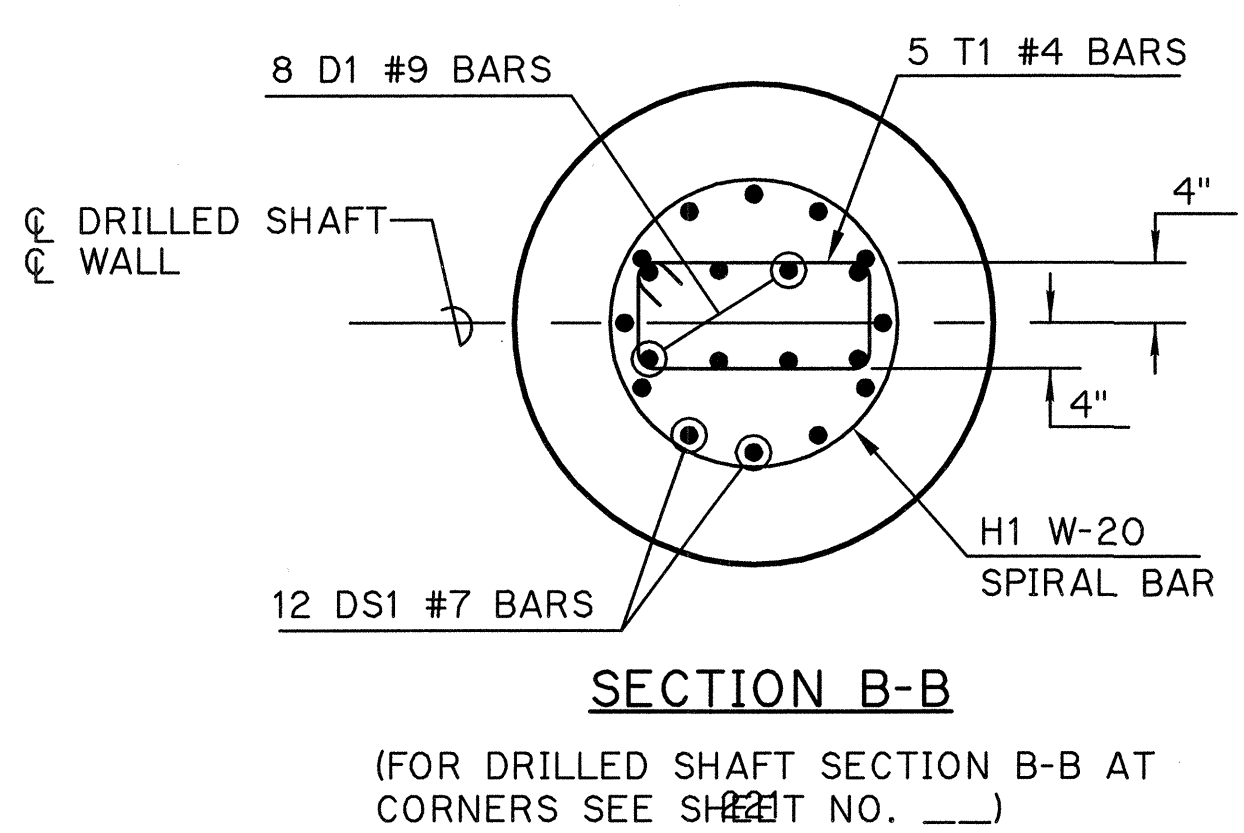
T1 #4 x 4'-5"
(ALL BAR BEND DIMENSIONS ARE OUT TO OUT OF BARS)



TYPICAL DRILLED SHAFT ELEVATION

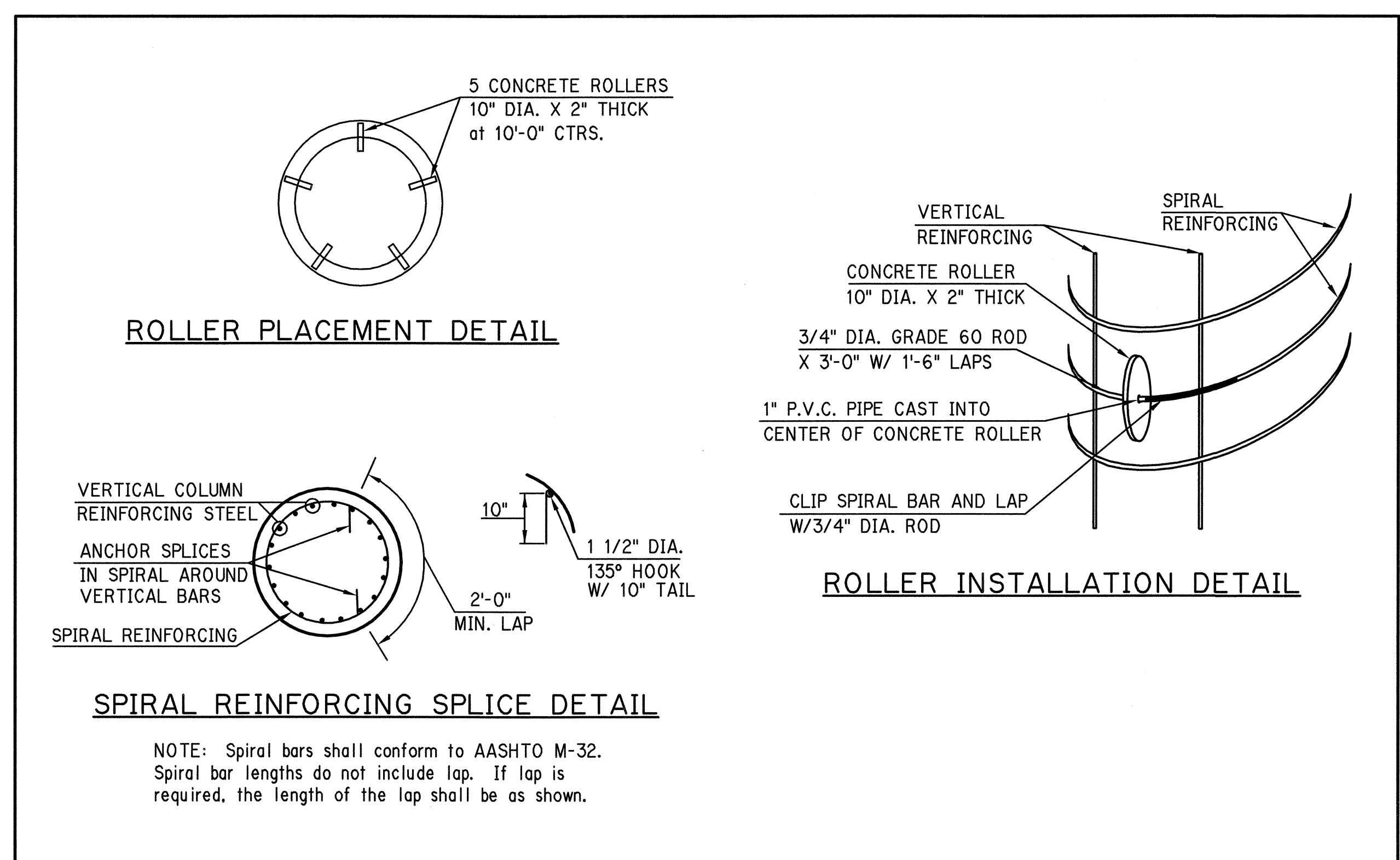


SECTION A-A



SECTION B-B

(FOR DRILLED SHAFT SECTION B-B AT CORNERS SEE SHEET NO. ___)



ROLLER PLACEMENT DETAIL

ROLLER INSTALLATION DETAIL

SPIRAL REINFORCING SPLICE DETAIL

NOTE: Spiral bars shall conform to AASHTO M-32. Spiral bar lengths do not include lap. If lap is required, the length of the lap shall be as shown.

DESIGN DATA

DESIGN SPECIFICATIONS:
AASHTO LRFD BRIDGE DESIGN SPECIFICATIONS, 2004 EDITION
AASHTO GUIDE SPECIFICATIONS FOR STRUCTURAL DESIGN OF SOUND BARRIERS, 1989 & 2002 INTERIMS.
DESIGN LOADING:
WIND LOADING = 100 MPH, EXPOSURE B2
UNIT STRESSES:
CLASS AA CONCRETE: $f_c = 4,000$ psi
REINFORCING STEEL (Grade 60): $F_y = 60,000$ psi

FOUNDATION PRESSURES:

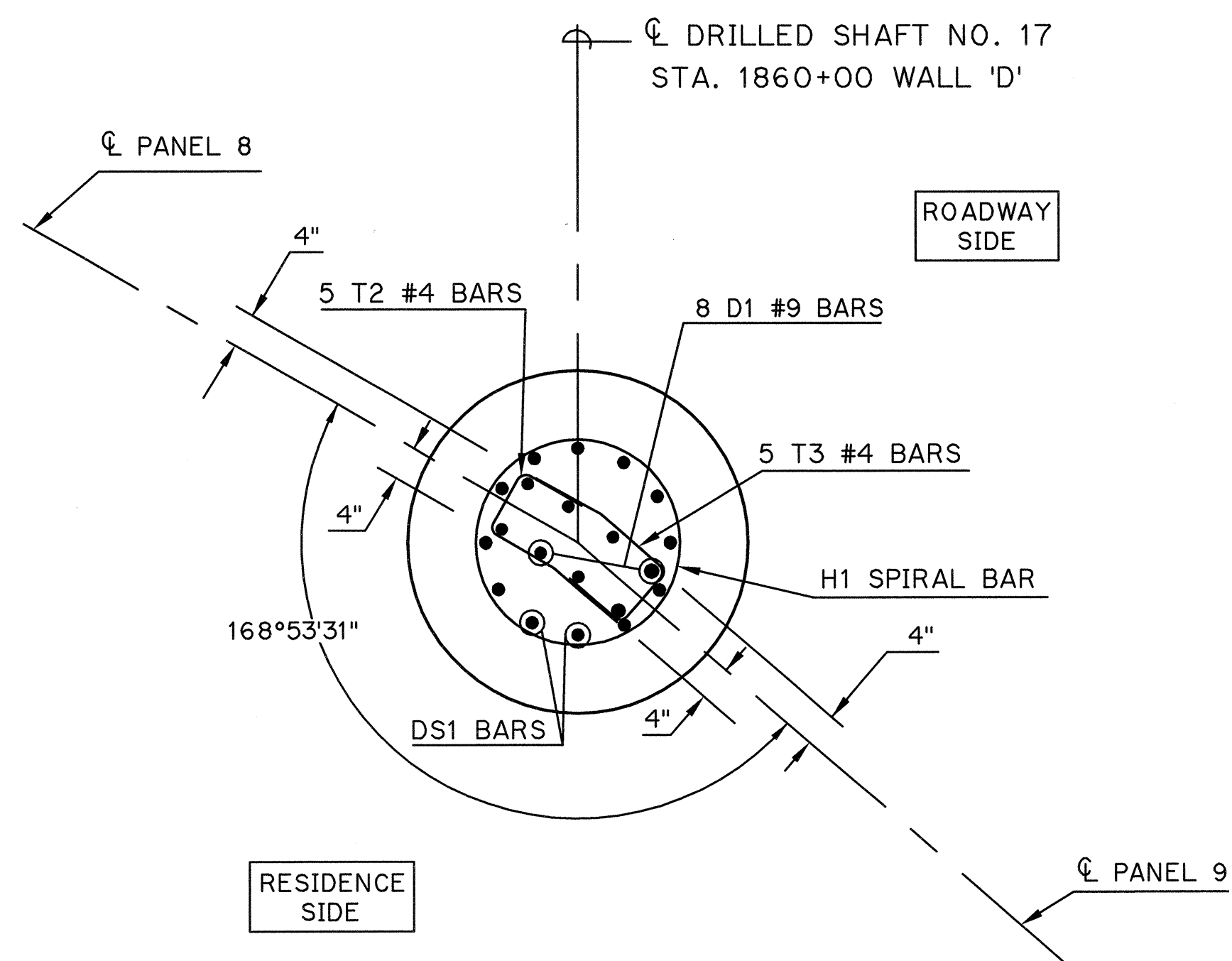
Maximum Factored Reaction = 42.0 tons
Nominal Unit Bearing Resistance = 23.2 tsf
Bearing Resistance Factor = 0.7
Factored Bearing Resistance = 80.0 tons
Nominal Unit Friction Resistance = 3.7 tsf
Friction Resistance Factor = 0.45
Factored Friction Resistance = 28.0 tons
Total Factored Resistance = 108.0 tons

Design	TRP	6/12
Drawn	JN	6/12
Checked	TRP	7/12
Approved	TRP	7/12
Squad	POE	

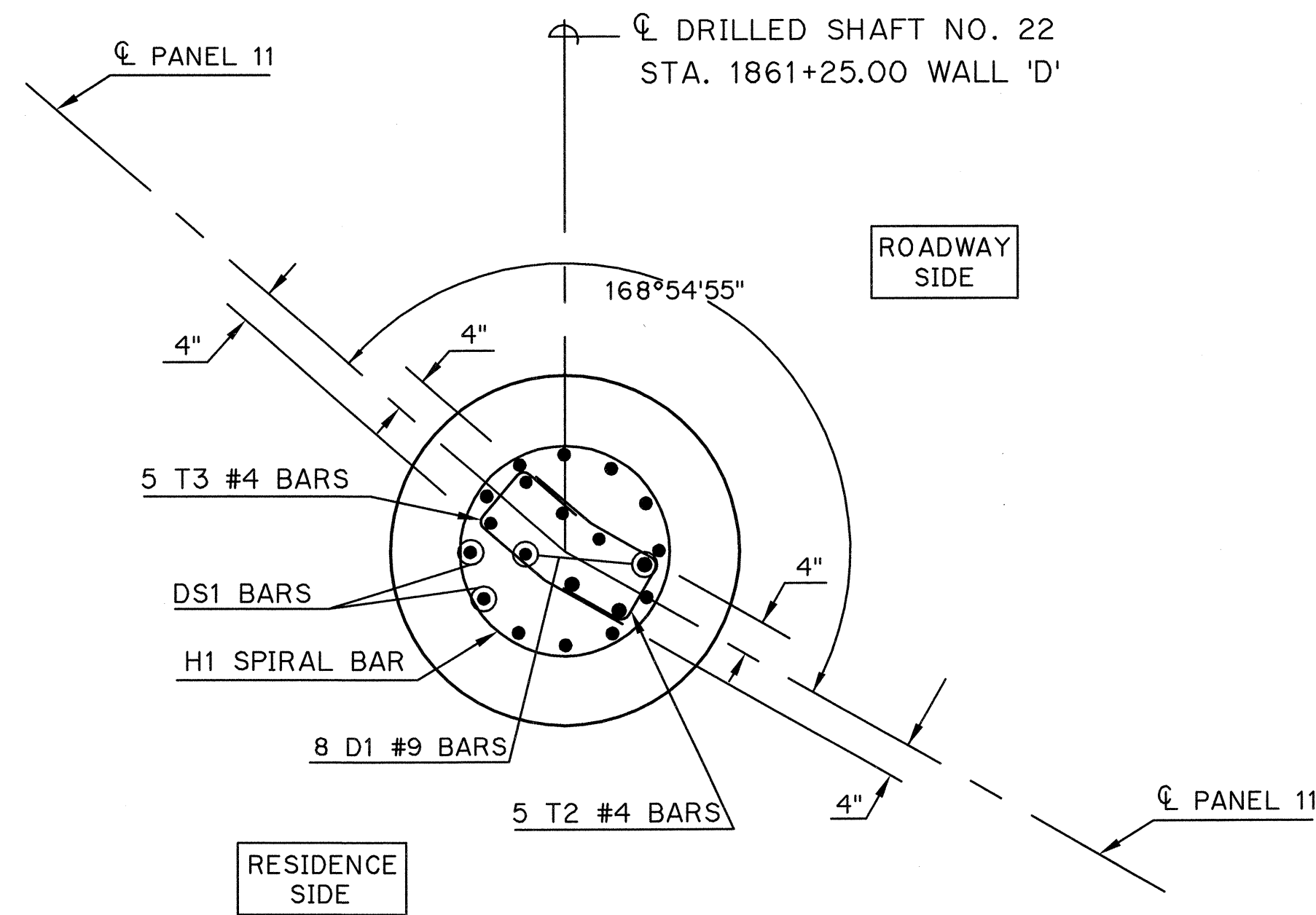
CANADIAN COUNTY
SOUND BARRIER WALL "D"
SOUND BARRIER WALL DETAILS
DRILLED SHAFT DETAILS
State Job No. 24424(07) Sheet No. 221

OCT 22, 2012 - 11:42:34
S:\PROJECTS\2011\1-40 Morgan West Plant\SoundWalls\Wall_D_Details.dwg

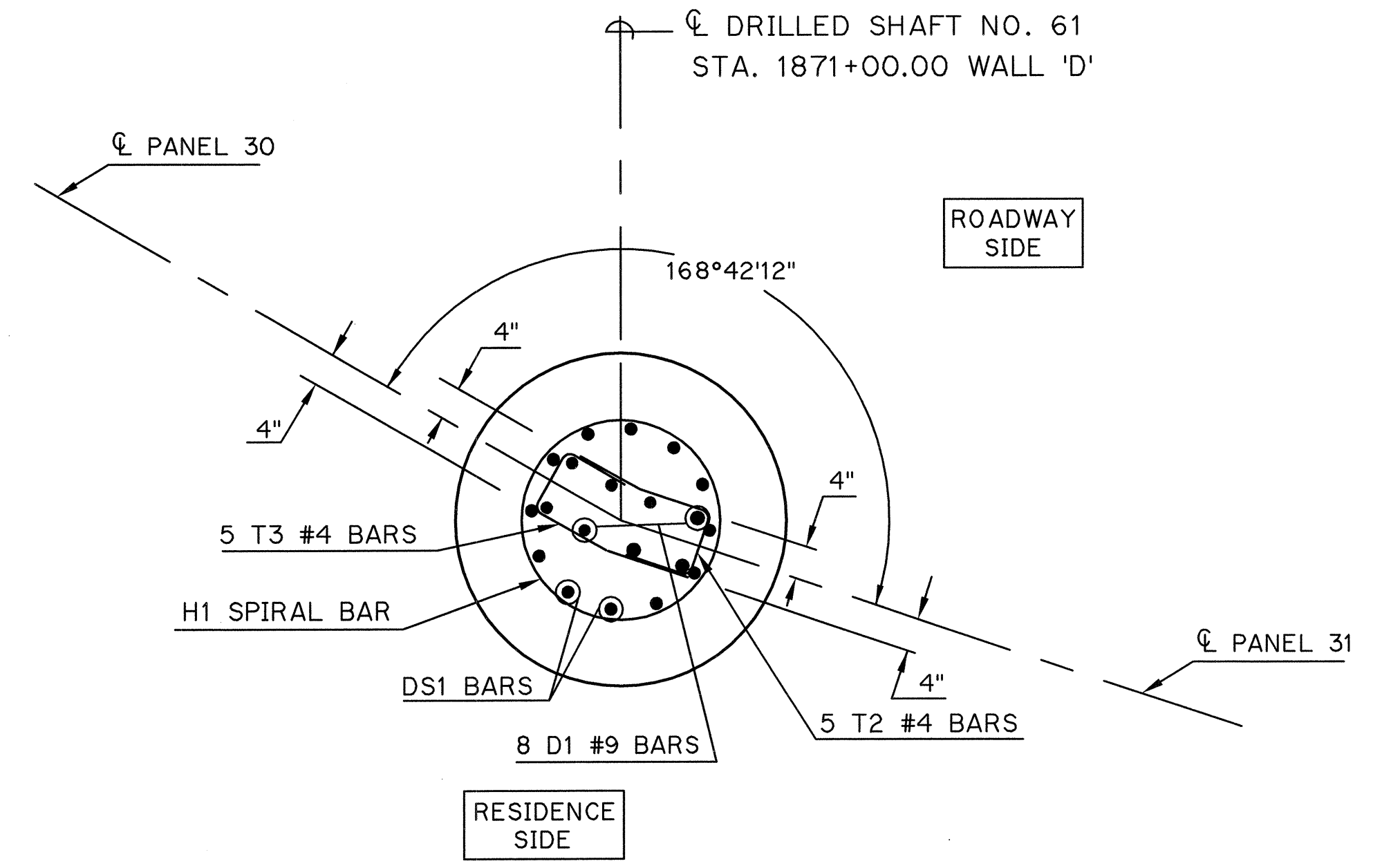
REVISIONS	DATE



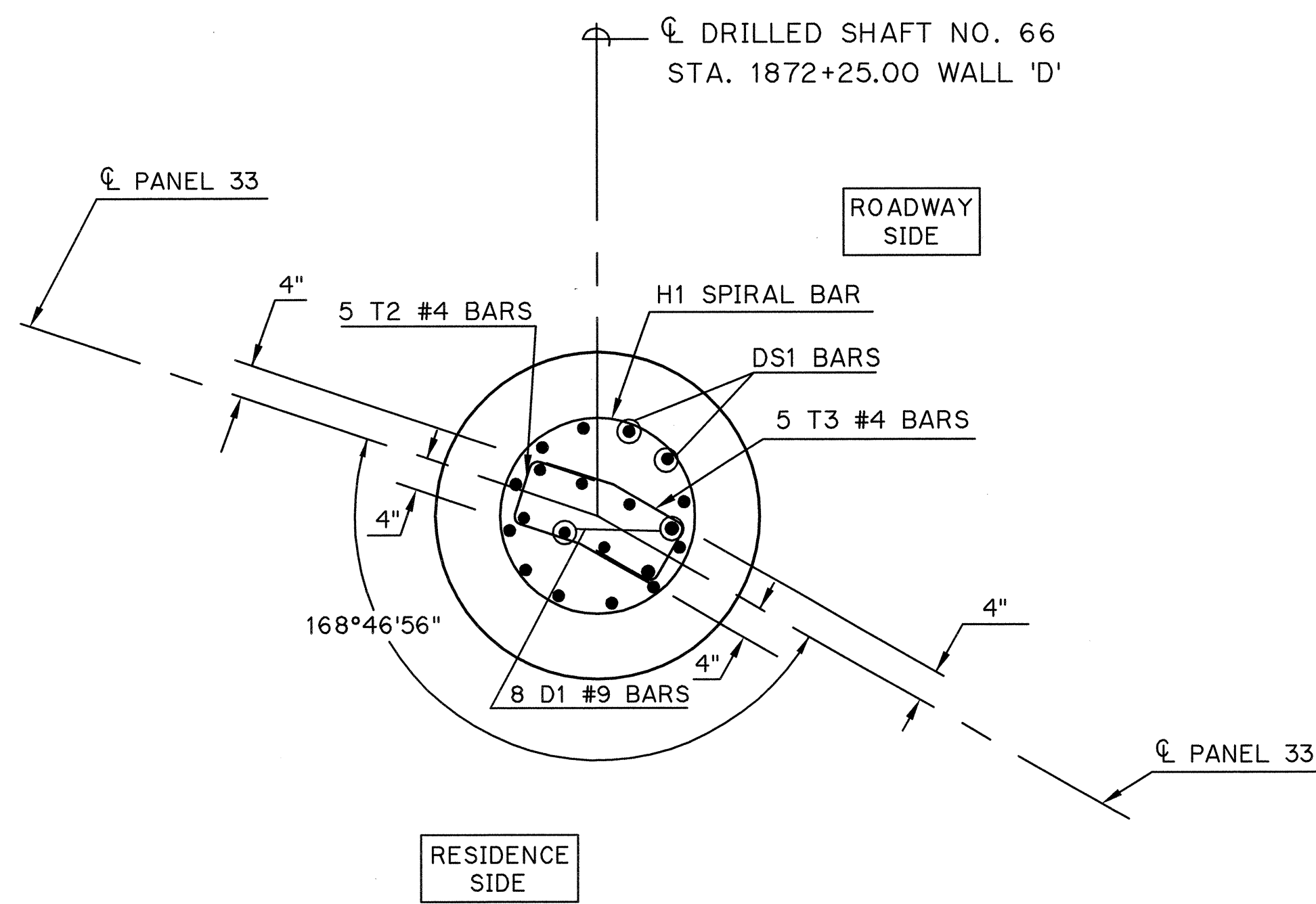
SECTION B-B
AT DRILLED SHAFT NO. 17



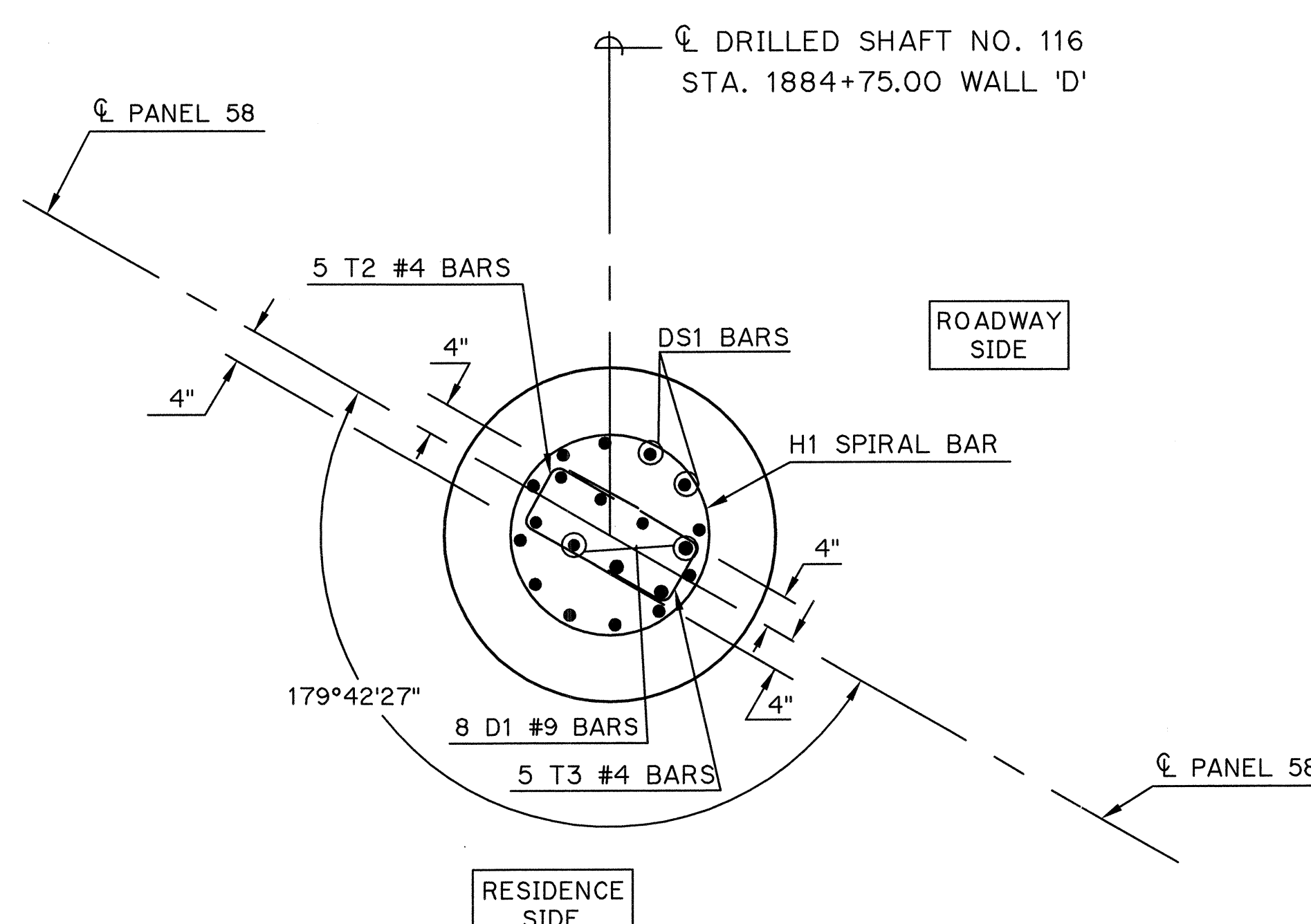
SECTION B-B
AT DRILLED SHAFT NO. 22



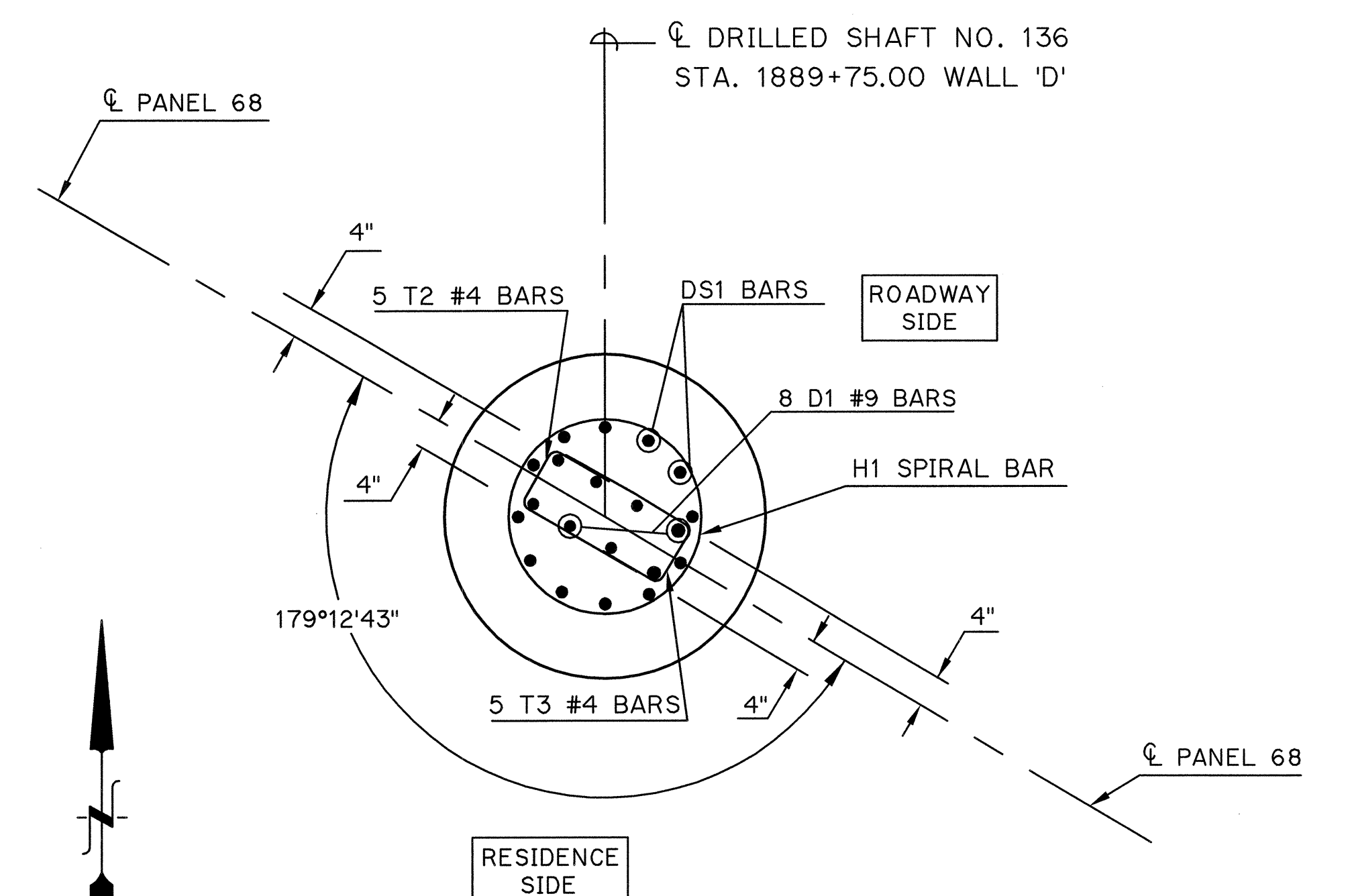
SECTION B-B
AT DRILLED SHAFT NO. 61



SECTION B-B
AT DRILLED SHAFT NO. 66



SECTION B-B
AT DRILLED SHAFT NO. 116



SECTION B-B
AT DRILLED SHAFT NO. 136



NOTE:
SEE DRILLED SHAFT DETAILS SHEET NO. 220
FOR DETAILS NOT SHOWN ON THIS SHEET.

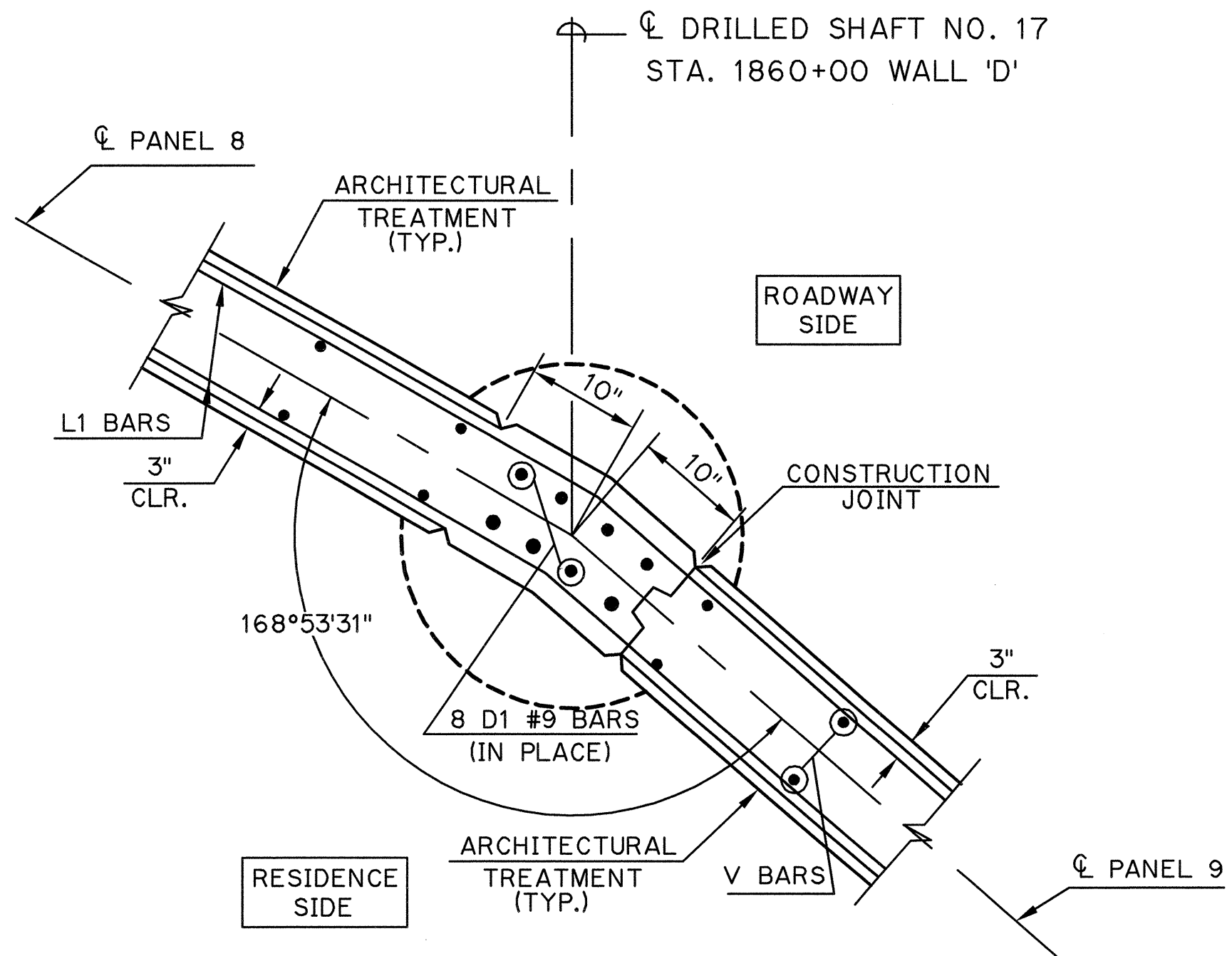
NOTE:
FOR ADDITIONAL INFORMATION, SEE SOUND
BARRIER CORNER DETAILS SHEET NO. 222

Design	TRP	6/12
Drawn	JN	6/12
Checked	TRP	7/12
Approved	TRP	7/12
Squad	POE	

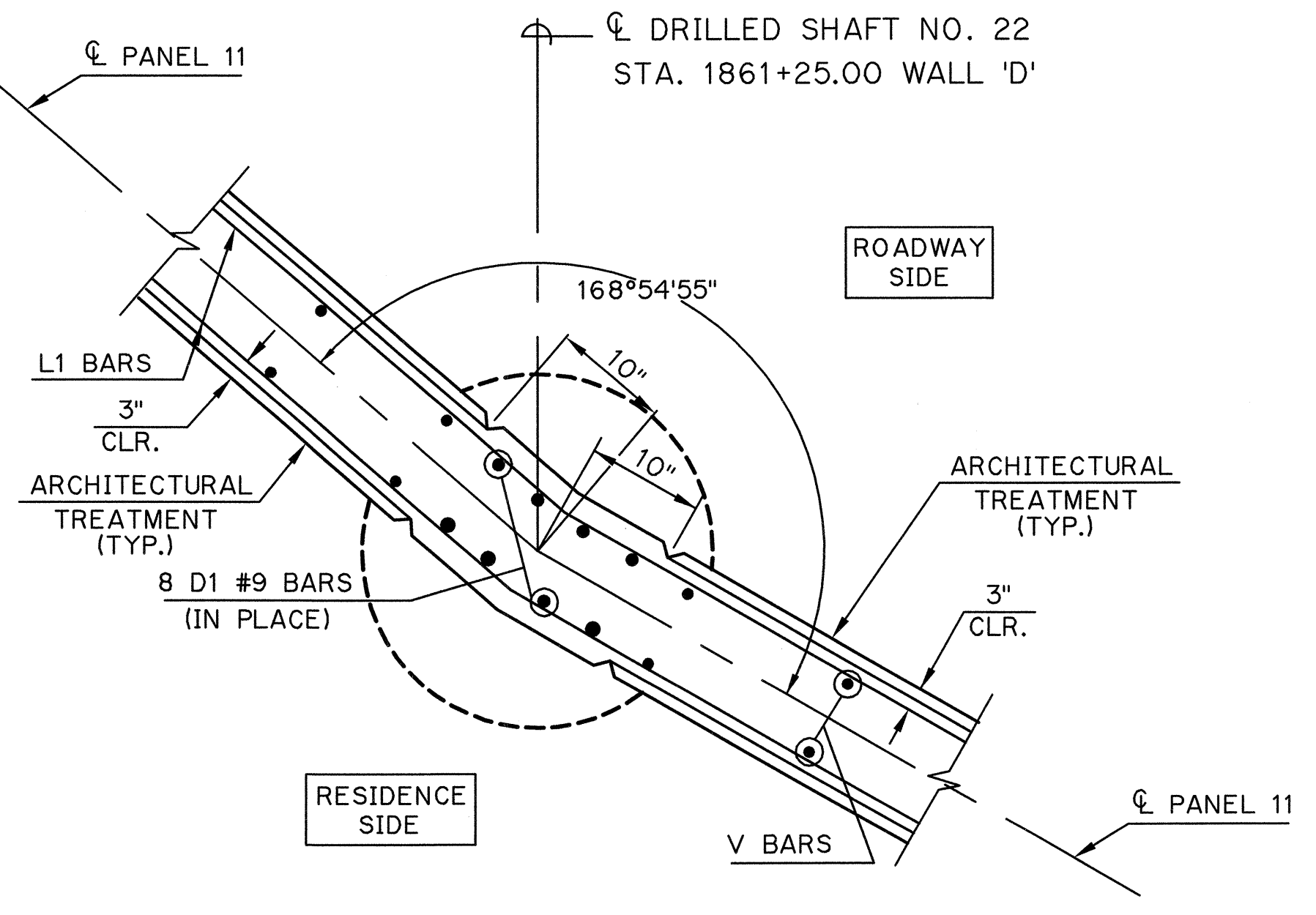
CANADIAN COUNTY
I-40
SOUND BARRIER WALL "D"
SOUND BARRIER WALL DETAILS
DRILLED SHAFT DETAILS
AT WALL P.I.'s
State Job No. 24424(07) Sheet No. 222

OCT 22, 2012 - 11:42:54
G:\PROJECTS\2861 I-40 Morgan West\Plan\SOUNDWALLS\WALL_D_DETAILS.DWG

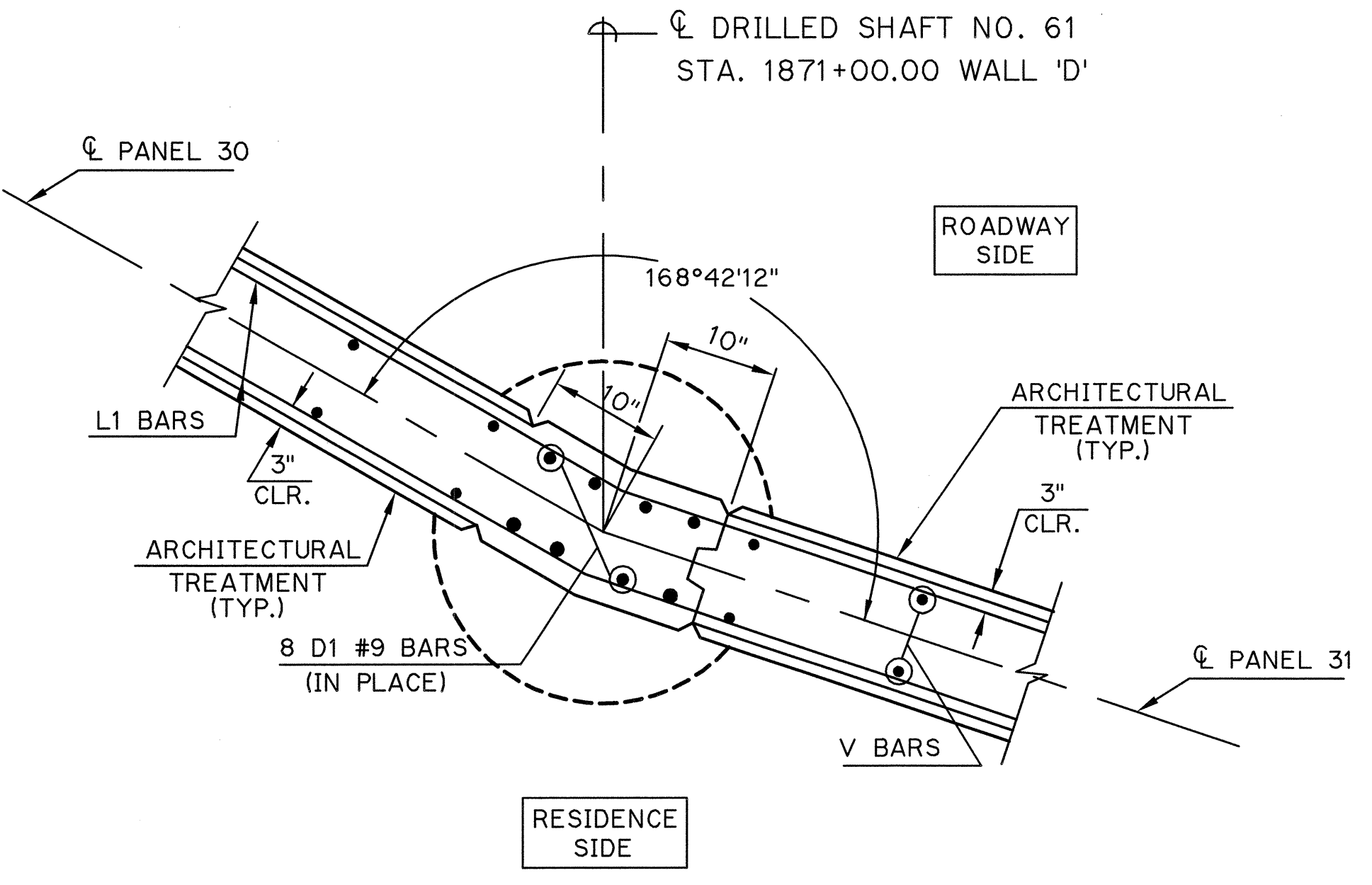
REVISIONS	DATE



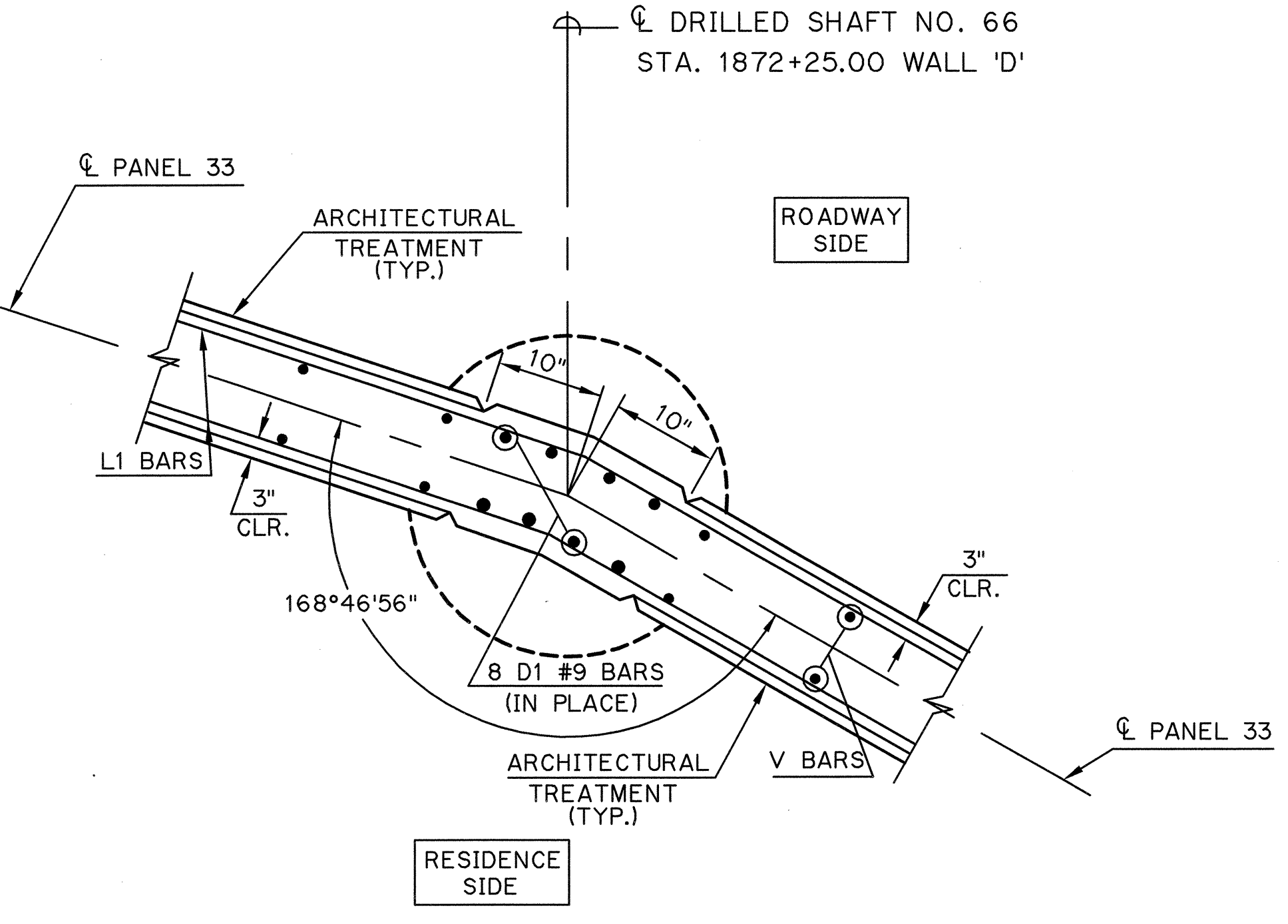
**CONSTRUCTION JOINT WALL SECTION
AT DRILLED SHAFT NO. 17**



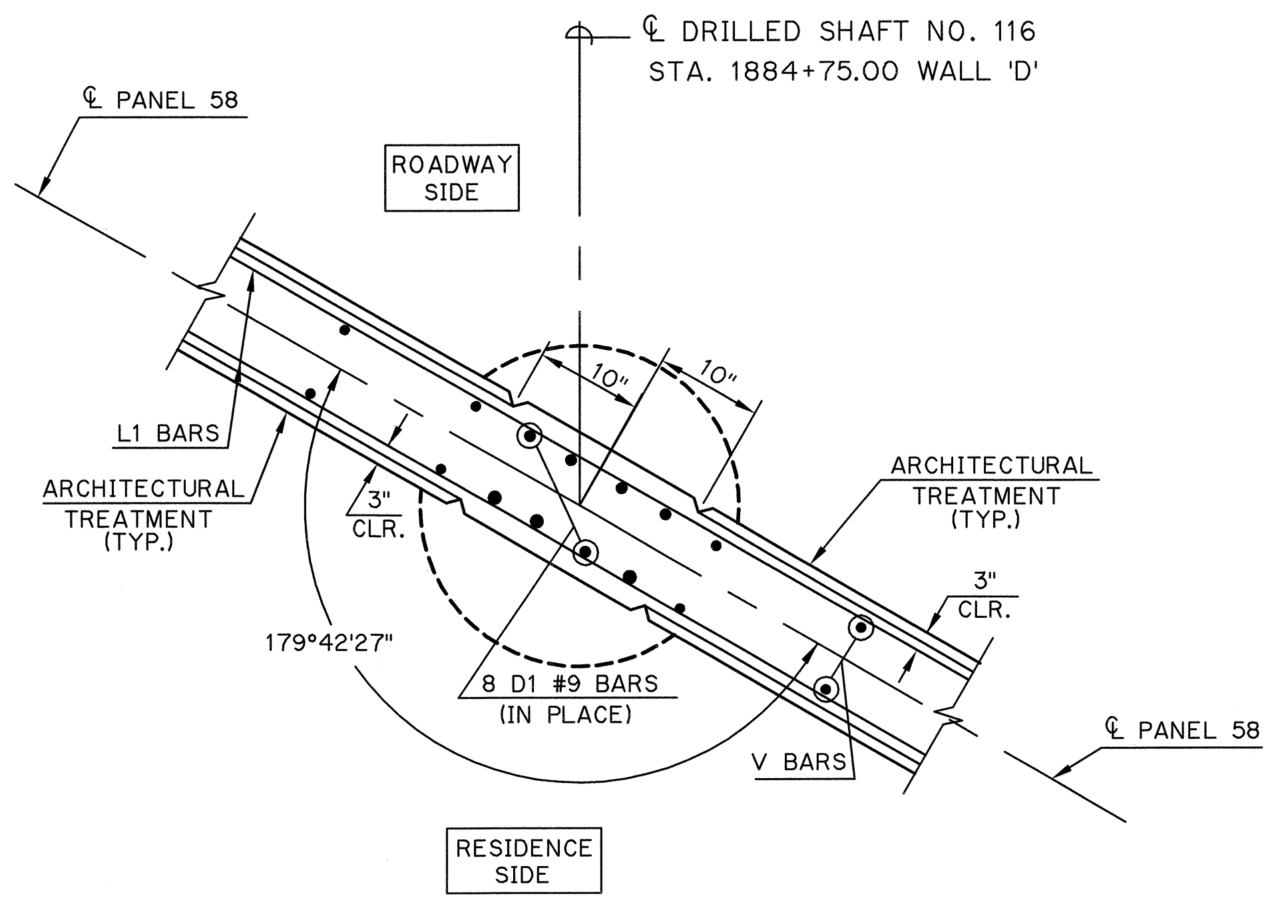
**MID-PANEL WALL SECTION
AT DRILLED SHAFT NO. 22**



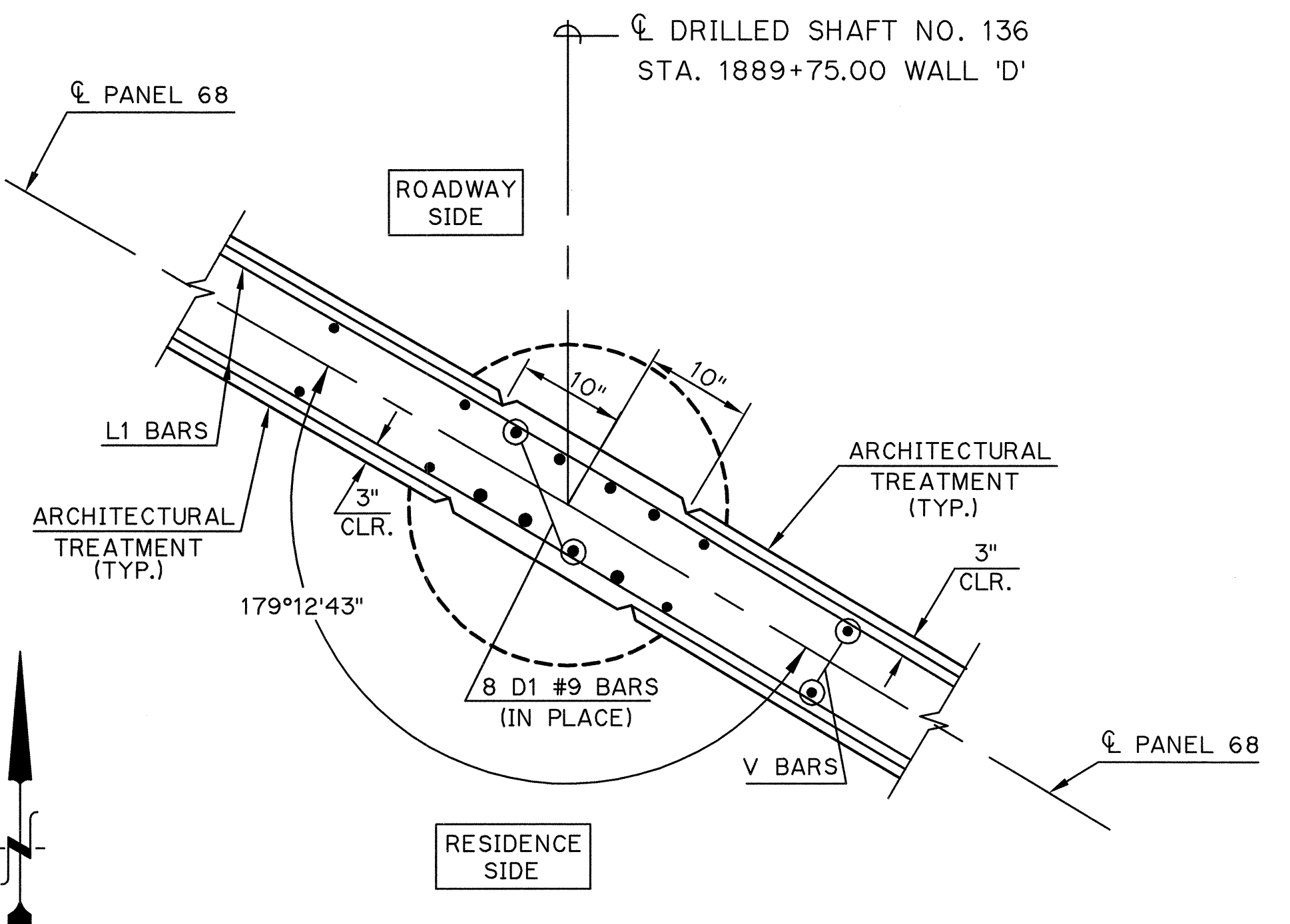
**CONSTRUCTION JOINT WALL SECTION
AT DRILLED SHAFT NO. 61**



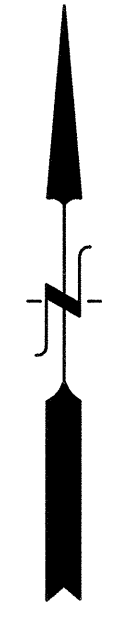
**MID-PANEL WALL SECTION
AT DRILLED SHAFT NO. 66**



**MID-PANEL WALL SECTION
AT DRILLED SHAFT NO. 116**



**MID-PANEL WALL SECTION
AT DRILLED SHAFT NO. 136**



OCT. 22. 2012 - 11:42:54
S:\PROJECTS\2861 I-40 Morgan West\Plan\SOUNDWALLS\WALL_D_DETAILS.DWG

Design	TRP	6/12
Drawn	JN	6/12
Checked	TRP	7/12
Approved	TRP	7/12
Squad	POE	

CANADIAN COUNTY I-40
SOUND BARRIER WALL "D"
SOUND BARRIER WALL DETAILS
SOUND BARRIER CORNER DETAILS
AT WALL P.I.'s
 State Job No. 24424(07) Sheet No. 223

DESCRIPTION	REVISIONS	DATE

BAR LIST - WALL "D"

PANEL NO.	PANEL LENGTH	WALL HEIGHT	L1 #4 BARS at 12" CTRS.		L2 #4 BARS at 12" CTRS.		L3 #4 BARS at 12" CTRS.		L4 #4 BARS at 12" CTRS.		V1 #4 BARS at 12" CTRS.		V2 #4 BARS		
			NO.	LENGTH	NO.	LENGTH	NO.	LENGTH	NO.	LENGTH	NO.	LENGTH	NO.	LENGTH	
1	51'-8"	13'-0"	28	51'-4"							96	12'-7"			
2	50'-0"	13'-0"			24	101'-8"	①	2	101'-3"	①	2	49'-8"			
3	50'-0"	12'-0"									94	11'-7"	2	11'-7"	
4	50'-0"	12'-0"			24	101'-8"	①	2	101'-3"	①			2	10'-7"	
5	50'-0"	12'-0"									94	11'-7"			
6	50'-0"	12'-0"			26	101'-8"	①				94	11'-7"			
7	50'-0"	12'-0"									94	11'-7"			
8	48'-4"	12'-0"			24	100'-0"	①	2	99'-7"	①			2	10'-7"	
9	50'-0"	12'-0"									92	11'-7"			
10	50'-0"	12'-0"			24	103'-4"	①	2	101'-3"	①			2	11'-7"	
11	51'-8"	13'-0"						2	51'-4"		92	12'-7"	2	11'-7"	
12	50'-0"	12'-0"									94	11'-7"			
13	50'-0"	12'-0"			26	101'-8"	①				94	11'-7"			
14	50'-0"	12'-0"									94	11'-7"			
15	50'-0"	12'-0"			26	101'-8"	①				94	11'-7"			
16	50'-0"	12'-0"									94	11'-7"			
17	50'-0"	12'-0"			26	101'-8"	①				94	11'-7"			
18	50'-0"	12'-0"									94	11'-7"			
19	50'-0"	12'-0"			26	101'-8"	①				94	11'-7"			
20	50'-0"	12'-0"						2	49'-8"		94	11'-7"			
21	50'-0"	12'-0"			24	101'-8"	①			2	49'-3"	92	11'-7"	2	10'-7"
22	50'-0"	12'-0"						2	49'-8"		92	11'-7"	2	10'-7"	
23	50'-0"	12'-0"			22	101'-8"	①	2	101'-3"	①			2	10'-7"	
24	50'-0"	12'-0"						2	49'-3"		92	11'-7"	2	10'-7"	
25	50'-0"	12'-0"			22	101'-8"	①	2	101'-3"	①			2	10'-7"	
26	50'-0"	12'-0"						2	49'-8"		92	11'-7"	2	10'-7"	
27	50'-0"	12'-0"			22	101'-8"	①	2	101'-3"	①			2	10'-7"	
28	50'-0"	12'-0"						2	49'-3"		92	11'-7"	2	10'-7"	
29	50'-0"	12'-0"			22	101'-8"	①	2	101'-3"	①			2	10'-7"	
30	50'-0"	12'-0"						2	49'-8"		92	11'-7"	2	10'-7"	
31	50'-0"	12'-0"			22	101'-8"	①	2	101'-3"	①			2	10'-7"	
32	50'-0"	12'-6"						2	49'-8"		92	12'-1"	2	10'-7"	
33	50'-0"	13'-0"			22	101'-8"	①	4	101'-3"	①			2	11'-1"	
34	50'-0"	13'-0"						2	49'-8"		92	12'-7"	2	11'-7"	
35	50'-0"	13'-0"			24	101'-8"	①	2	101'-3"	①			2	11'-7"	
36	50'-0"	13'-0"						2	49'-3"		92	12'-7"	2	11'-7"	
37	50'-0"	13'-0"			24	101'-8"	①	2	101'-3"	①			2	11'-7"	
38	50'-0"	13'-0"						2	49'-8"		92	12'-7"	2	11'-7"	
39	50'-0"	13'-0"			24	101'-8"	①	2	101'-3"	①			2	11'-7"	
40	50'-0"	13'-0"						2	49'-8"		92	12'-7"	2	11'-7"	
41	50'-0"	13'-0"			24	101'-8"	①	2	101'-3"	①			2	11'-7"	
42	50'-0"	13'-0"						2	49'-3"		92	12'-7"	2	11'-7"	
43	50'-0"	13'-0"			24	101'-8"	①	2	101'-3"	①			2	11'-7"	
44	50'-0"	13'-0"						2	49'-8"		92	12'-7"	2	11'-7"	
45	50'-0"	13'-0"			24	101'-8"	①	2	101'-3"	①			2	11'-7"	
46	50'-0"	13'-0"						2	49'-3"		92	12'-7"	2	11'-7"	
47	50'-0"	13'-0"			24	101'-8"	①	2	101'-3"	①			2	11'-7"	
48	50'-0"	13'-0"						2	49'-8"		92	12'-7"	2	11'-7"	
49	50'-0"	13'-0"			24	101'-8"	①	2	101'-3"	①			2	11'-7"	
50	50'-0"	13'-0"						2	49'-8"		92	12'-7"	2	11'-7"	
51	50'-0"	13'-0"			24	101'-8"	①	2	101'-3"	①			2	11'-7"	
52	50'-0"	13'-0"						2	49'-8"		92	12'-7"	2	11'-7"	
53	50'-0"	12'-0"			24	101'-8"	①	2	101'-3"	①			2	11'-7"	
54	50'-0"	12'-0"									94	11'-7"			
55	50'-0"	12'-0"			24	101'-8"	①	2	101'-3"	①			2	10'-7"	
56	50'-0"	12'-0"									94	11'-7"			
57	50'-0"	13'-0"			24	101'-8"	①	2	101'-3"	①			2	11'-7"	
58	50'-0"	12'-0"						2	49'-3"		92	12'-7"	2	11'-7"	
59	50'-0"	12'-0"			26	101'-8"	①				94	11'-7"			
60	50'-0"	12'-0"									94	11'-7"			
61	50'-0"	12'-0"			24	101'-8"	①	2	101'-3"	①			2	10'-7"	
62	50'-0"	12'-0"									92	11'-7"	2	10'-7"	
63	50'-0"	13'-0"			24	101'-8"	①	2	101'-3"	①			2	11'-7"	
64	50'-0"	12'-0"						2	49'-8"		94	11'-7"			
65	50'-0"	12'-0"			24	101'-8"	①			2	49'-3"	92	11'-7"	2	10'-7"
66	50'-0"	12'-0"									92	11'-7"	2	10'-7"	
67	50'-0"	13'-0"			24	101'-8"	①	2	101'-3"	①			2	11'-7"	
68	50'-0"	12'-0"						2	49'-8"		94	11'-7"			
69	50'-0"	12'-0"						2	49'-3"		92	11'-7"	2	10'-7"	
70	50'-0"	12'-0"									94	11'-7"			
71	50'-0"	13'-0"			26	101'-8"	①			2	49'-3"	92	12'-7"	2	11'-7"
72	50'-0"	13'-0"						2	49'-8"		92	12'-7"	2	11'-7"	
73	50'-0"	12'-0"			24	101'-8"	①	2	101'-3"	①			2	11'-7"	
74	50'-0"	13'-0"						2	49'-8"		92	12'-7"	2	11'-7"	
75	50'-0"	12'-0"			24	101'-8"	①	2	101'-3"	①			2	11'-7"	
76	50'-0"	12'-0"						2	49'-8"		92	11'-7"	2	10'-7"	
77	50'-0"	13'-0"			22	101'-8"	①	2	101'-3"	①			2	10'-7"	
78	50'-0"	14'-0"			26	49'-8"	①	4	49'-3"		92	13'-7"	2	11'-7"	

- ① LENGTH INCLUDES 2'-0" FOR LAP
- ② L1 BARS BEND AT DRILLED SHAFTS WITH WALL BENDS.

SOUND BARRIER SCHEDULE - WALL "D"

PANEL NO.	PANEL LENGTH	WALL HEIGHT	DRILLED SHAFT 30" DIA.		
			NO.	SPACING	LENGTH
1	51'-8"	13'-0"	1-3	25'-0"	
2	50'-0"	13'-0"	4-5	25'-0"	
3-7	50'-0"	12'-0"	6-15	25'-0"	
8	48'-4"	12'-0"	16	25'-0"	
9-10	50'-0"	12'-0"	17-20	25'-0"	
11	51'-8"	13'-0"	21-23	25'-0"	
12-31	50'-0"	12'-0"	24-63	25'-0"	
32	50'-0"	12'-6"	64-65	25'-0"	
33-52	50'-0"	13'-0"	66-105	25'-0"	
53-56	50'-0"	12'-0"	106-113	25'-0"	
57	50'-0"	13'-0"	114-115	25'-0"	
58-62	50'-0"	12'-0"	116-125	25'-0"	
63	50'-0"	13'-0"	126-127	25'-0"	
64-66	50'-0"	12'-0"	128-133	25'-0"	
67	50'-0"	13'-0"	134-135	25'-0"	
68-70	50'-0"	12'-0"	136-141	25'-0"	
71-72	50'-0"	13'-0"	142-145	25'-0"	
73	50'-0"	12'-0"	146-147	25'-0"	
74	50'-0"	13'-0"	148-149	25'-0"	
75-76	50'-0"	12'-0"	150-153	25'-0"	
77	50'-0"	13'-0"	154-155	25'-0"	
78	50'-0"	14'-0"	156-157	25'-0"	

SEE DRILLED SHAFT SCHEDULE AT LEFT

⊗ MEASURED ALONG C OF WALL

SOUND BARRIER WALL "D" QUANTITIES

NON-PAY ITEMS	UNIT	QUANTITY
CLASS AA CONCRETE	C.Y.	2093.4
REINFORCING STEEL	LB.	129,770
SUBSTR. EXCAV. COMMON	C.Y.	360
PAY ITEMS	UNIT	QUANTITY
DRILLED SHAFT 30" DIA.	L.F.	1975.0
SOUND BARRIER WALL	S.Y.	5383.1
(SP) GRAFFITI TREATMENT	S.F.	96,896

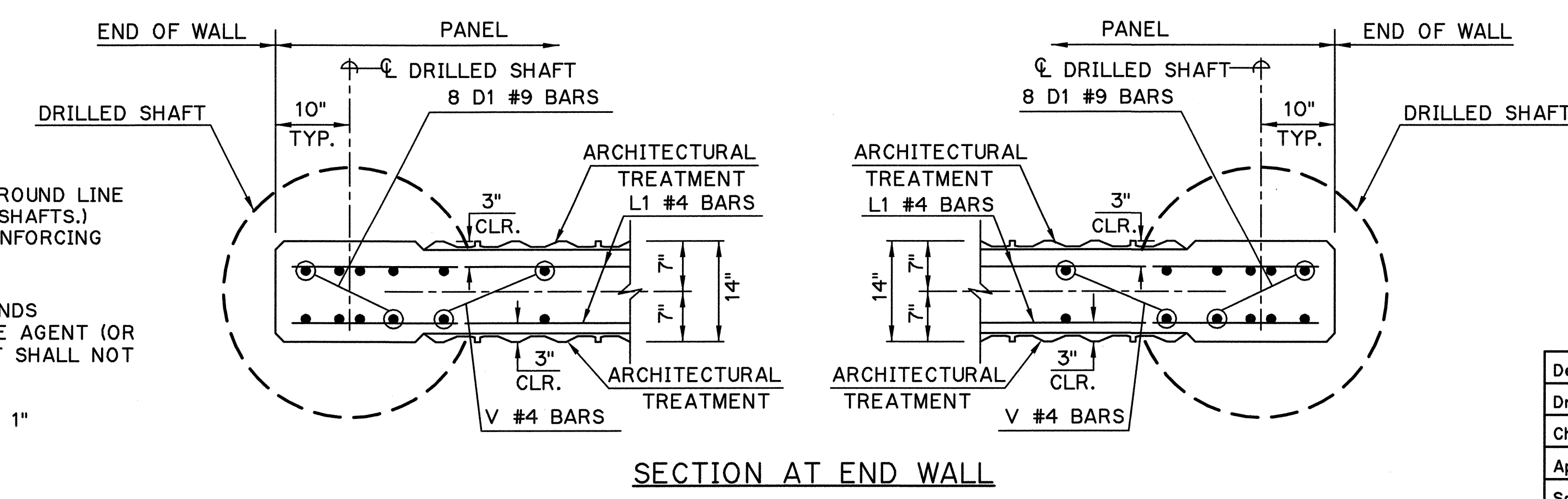
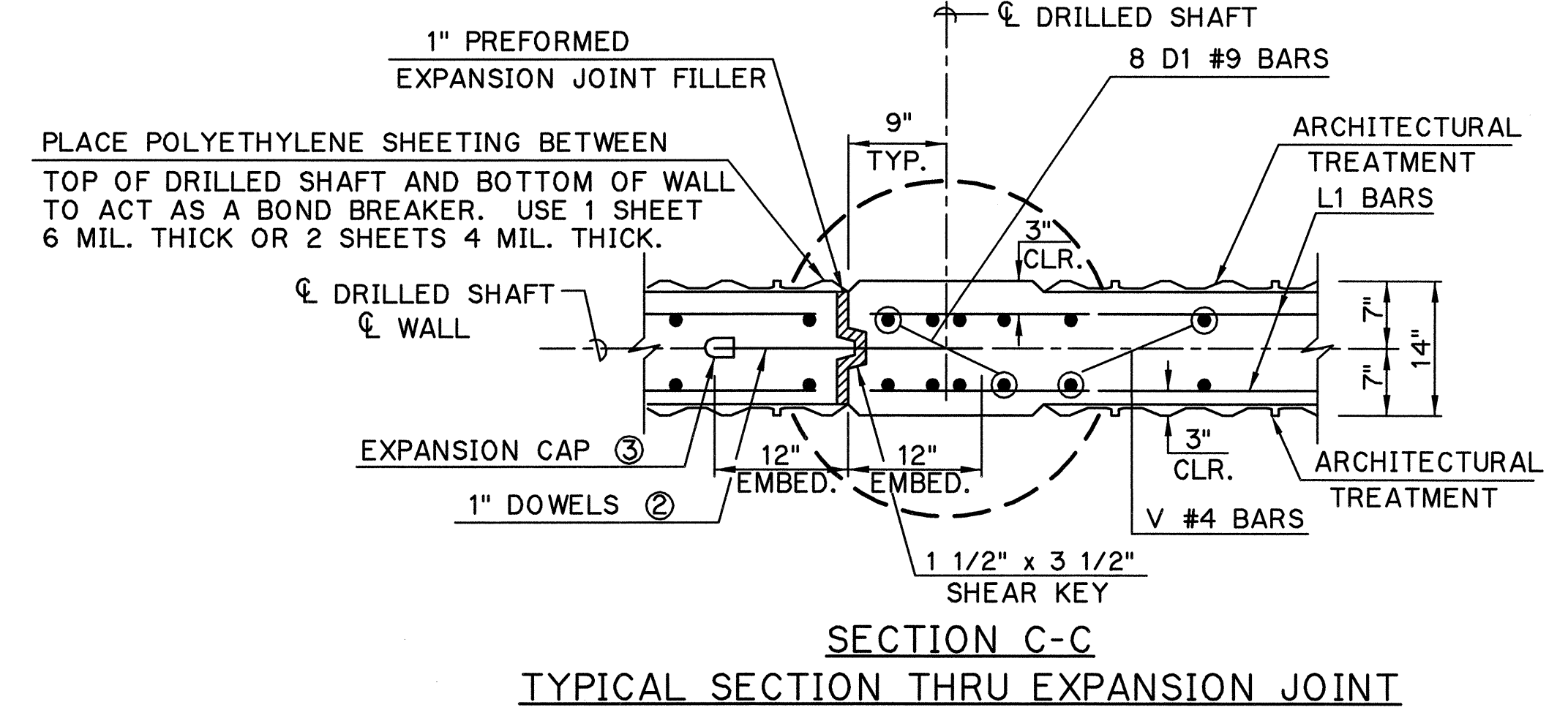
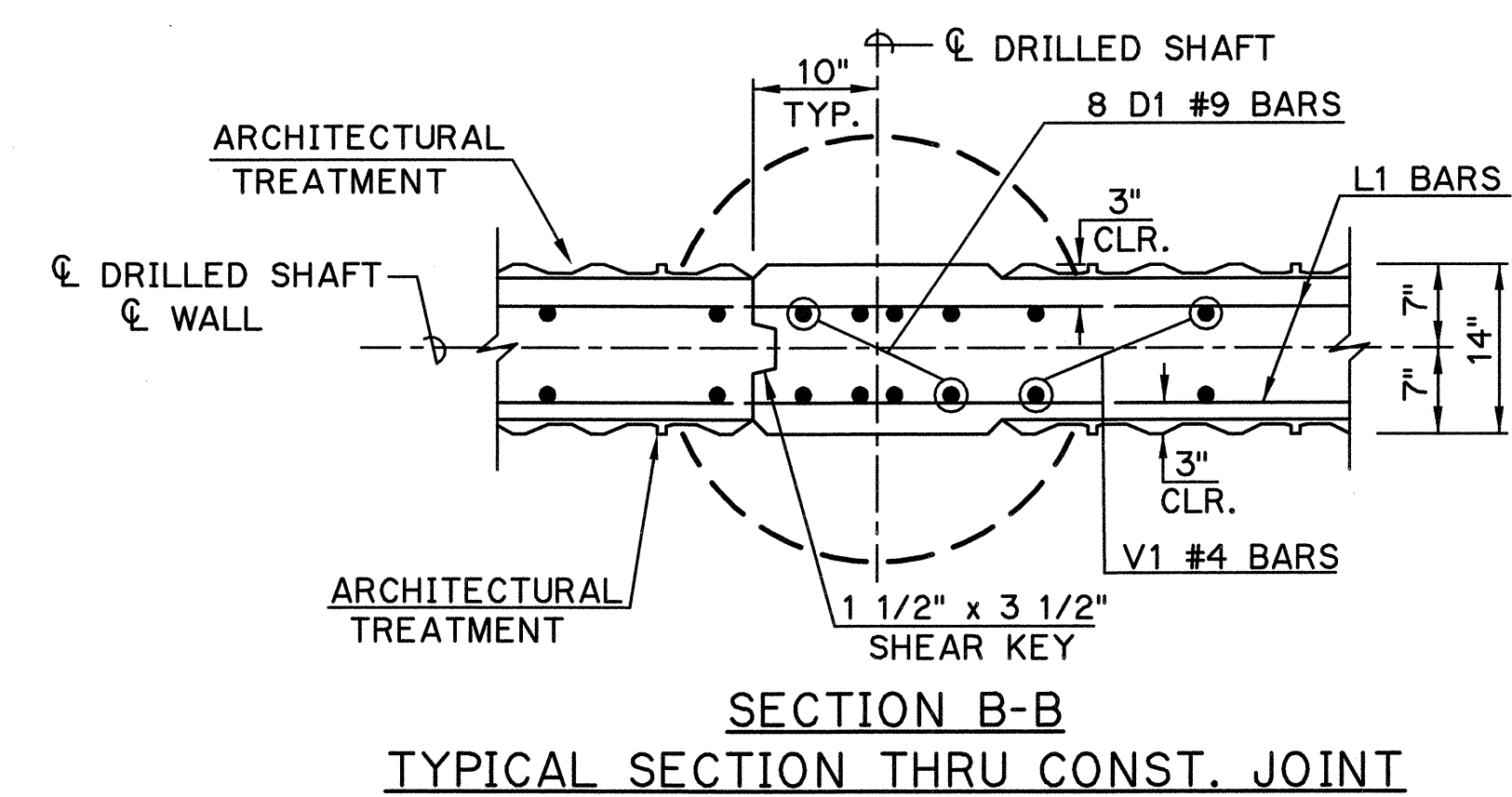
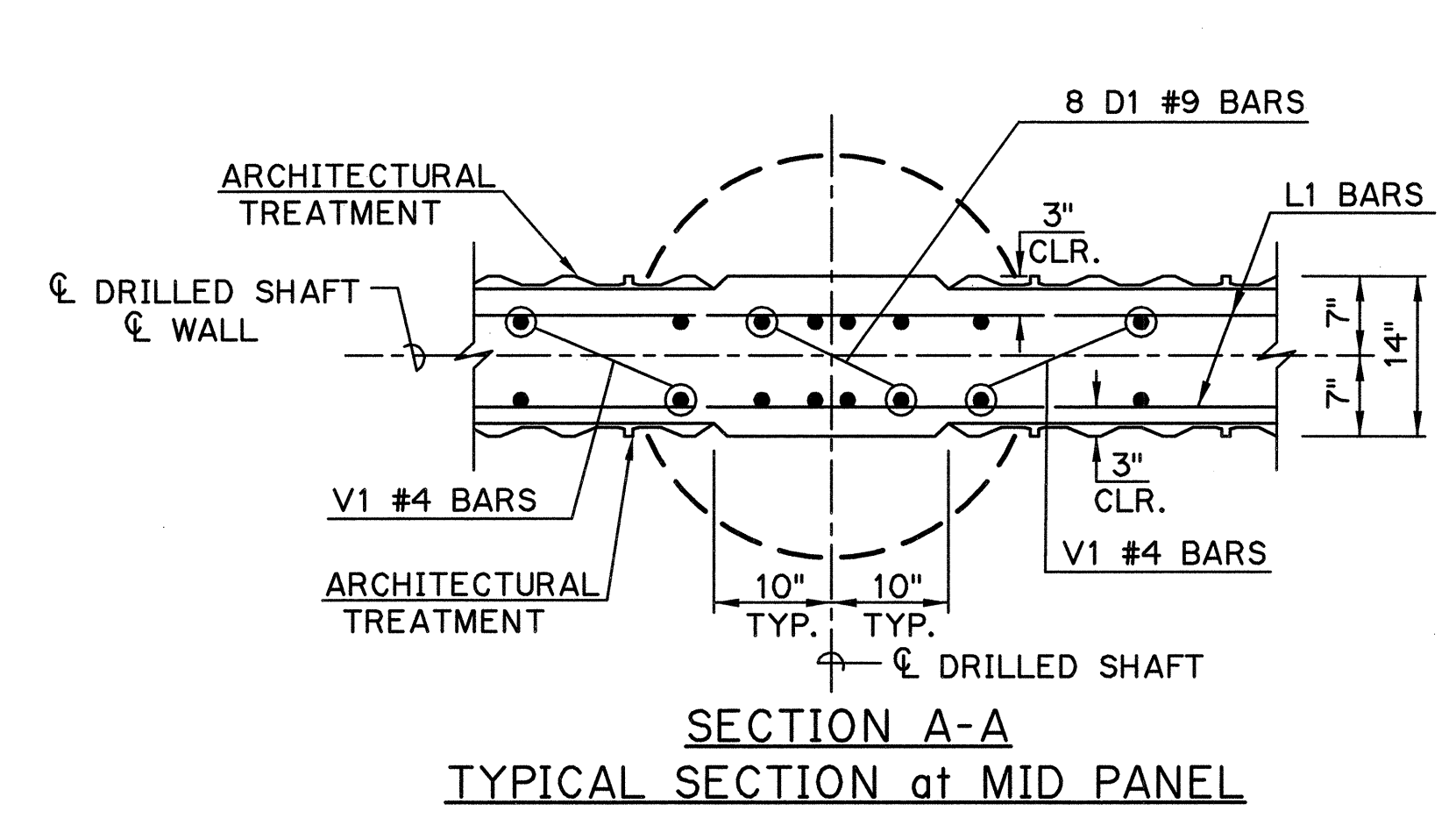
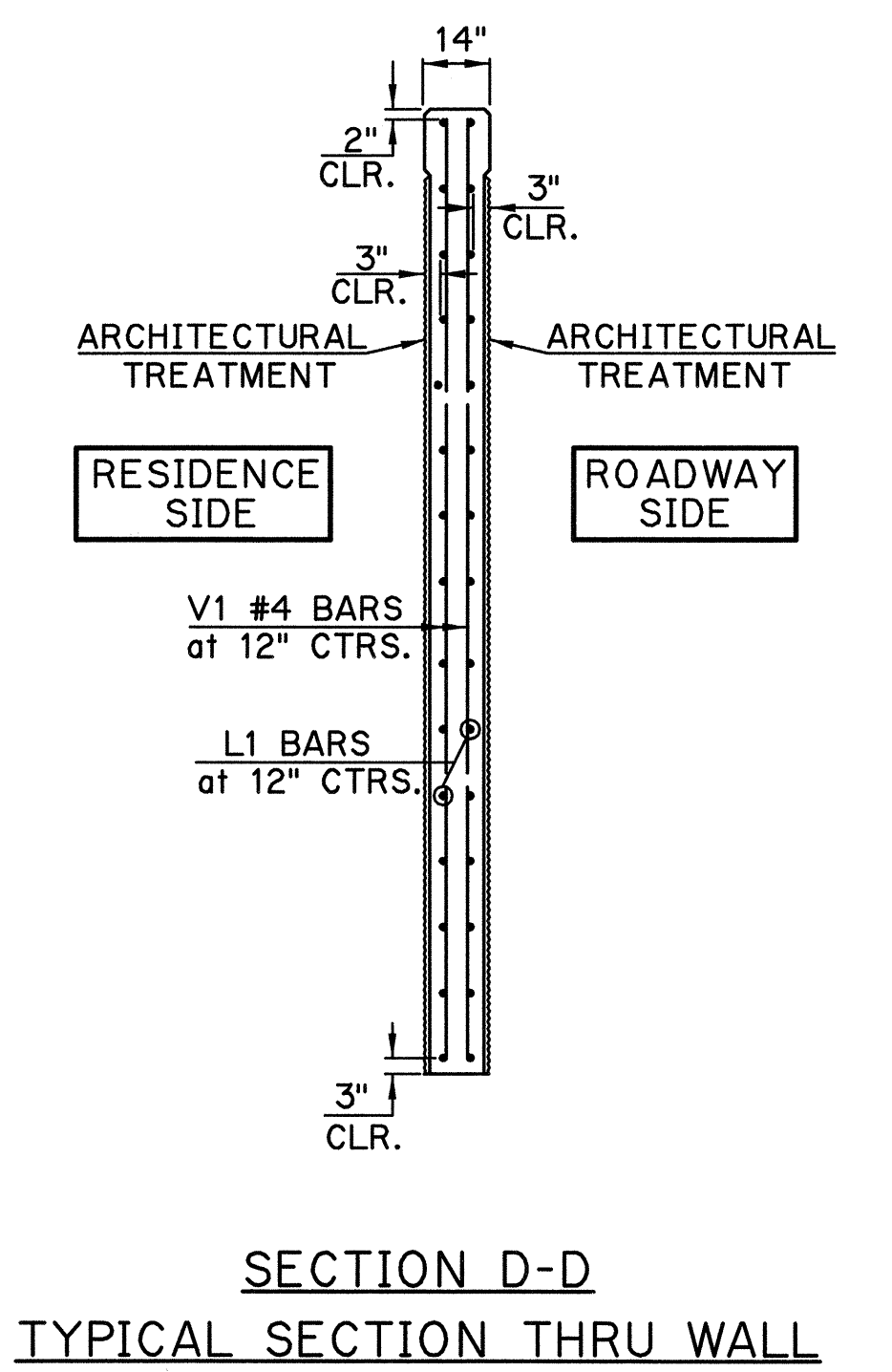
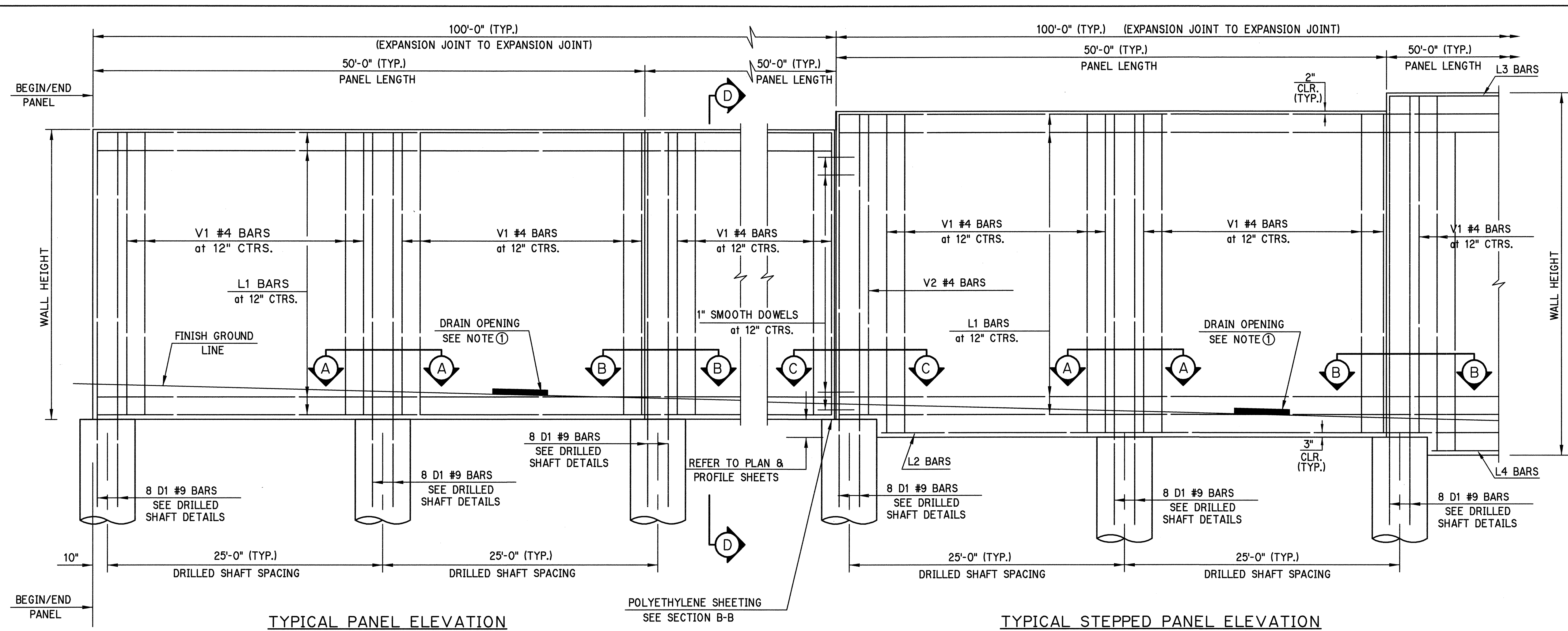
FOR TYPICAL PANEL DETAILS SEE SHEET NO. 225.

FOR ARCHITECTURAL TREATMENT, EXCAVATION DIAGRAM AND SUMMARY OF QUANTITIES SEE SHEET NOS. 226.

Design	TRP	6/12	SOUND BARRIER WALL "D"	CANADIAN COUNTY
Drawn	JN	6/12		I-40
Checked	TRP	7/12		SOUND BARRIER WALL SCHEDULES, BAR LIST AND QUANTITIES
Approved	TRP	7/12		
Squad	POE			
			State Job No. 24424(07) Sheet No. 224	

OCT 22, 2012 - 11:42:34 G:\PROJECTS\2861 I-40 Morgan West Plans\SOUNDWALLS\WALL_D_DETAILS.DWG

DESCRIPTION	REVISIONS	DATE



NOTE:

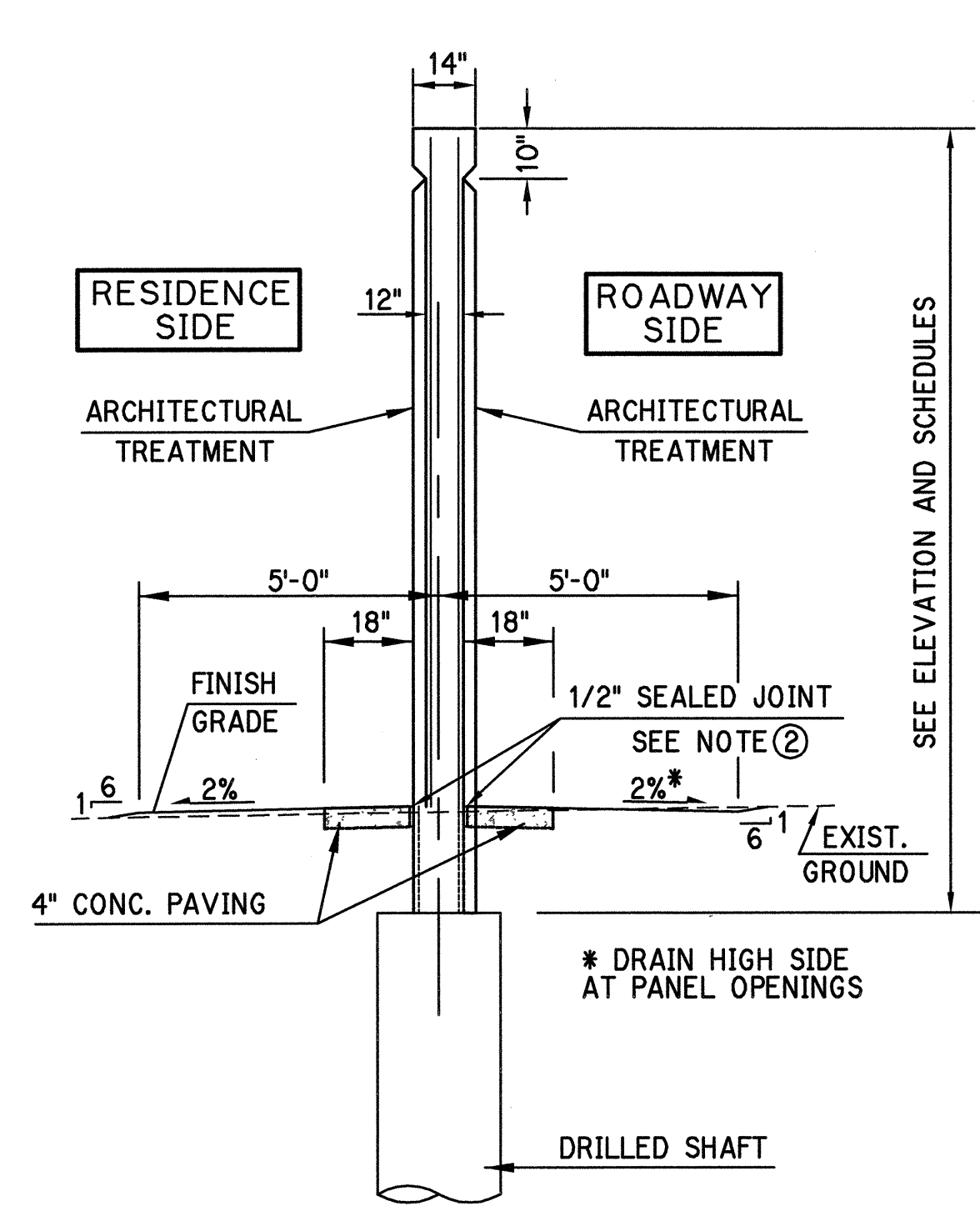
- ALL REINFORCING STEEL SHALL BE 2" CLEAR UNLESS OTHERWISE NOTED.
- FOR ARCHITECTURAL DETAILS SEE SHEET NO. 226.

- NOTE: 5'-0" x 3" DRAIN OPENINGS SHALL BE PLACED THRU THE WALL AT THE FINISHED GROUND LINE AS SHOWN ON THE PLAN & PROFILE SHEETS. (1 PER PANEL, CENTERED THRU DRILLED SHAFTS.) ADJUST OR CUT HORIZONTAL REINFORCING BARS TO CLEAR DRAINS 2". CUT VERTICAL REINFORCING BARS TO CLEAR DRAINS 2". FOR ADDITIONAL DETAILS, SEE SHEET NO. _____.
- DOWEL BARS SHALL HAVE A SHOP APPLIED EPOXY COATING OVER THE ENTIRE LENGTH (ENDS EXCEPTED). ADDITIONALLY, DOWELS SHALL BE COMPLETELY COATED WITH A FORM RELEASE AGENT (OR APPROVED EQUIVALENT BOND BREAKER) APPLIED IN THE FIELD. THE FORM RELEASE AGENT SHALL NOT BE ALLOWED TO EVAPORATE FROM THE BARS PRIOR TO POURING THE WALL.
- FOR EXPANSION JOINTS, THE DOWEL BARS SHALL HAVE EXPANSION CAPS WITH A MINIMUM 1" AND MAXIMUM 1 1/2" AIR SPACE IN THE END OF THE EXPANSION CAPS.

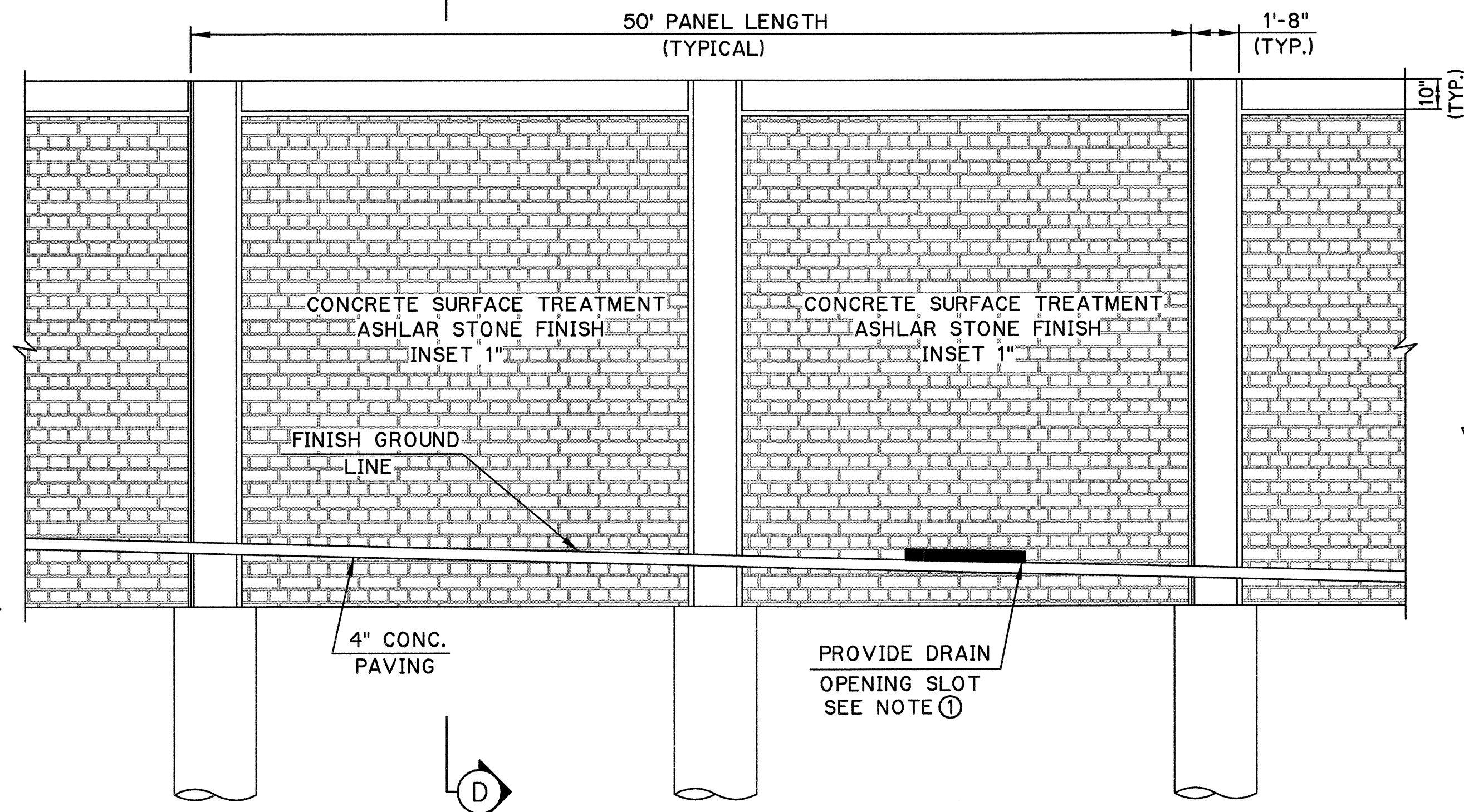
Design	TRP	6/12	SOUND BARRIER WALLS	CANADIAN COUNTY	I-40
Drawn	JN	6/12	SOUND BARRIER WALL DETAILS TYPICAL PANEL DETAILS	State Job No. 24424(07)	Sheet No. 225
Checked	TRP	7/12			
Approved	TRP	7/12			
Squad	POE				

OCT 22, 2012 11:50:25 G:\PROJECTS\22861 I-40 Morgan West Plans\SOUNDWALLS\SOUNDWALL_TYP_DETAILS.DWG

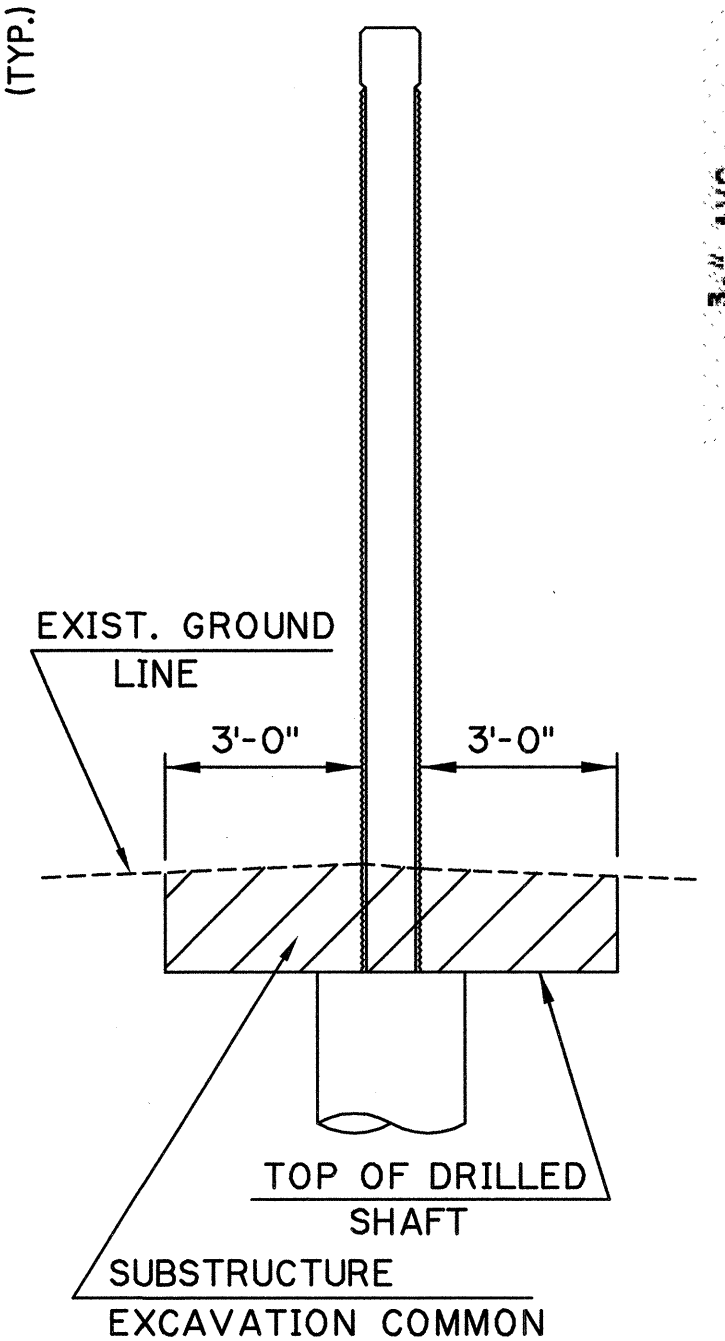
DESCRIPTION	REVISIONS	DATE



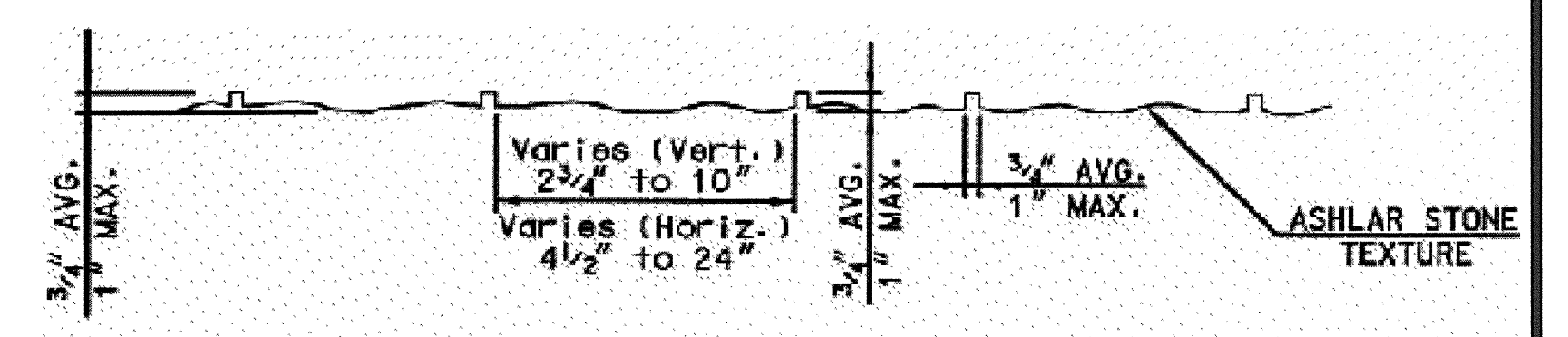
SECTION D-D
TYPICAL SECTION at DRAIN OPENING



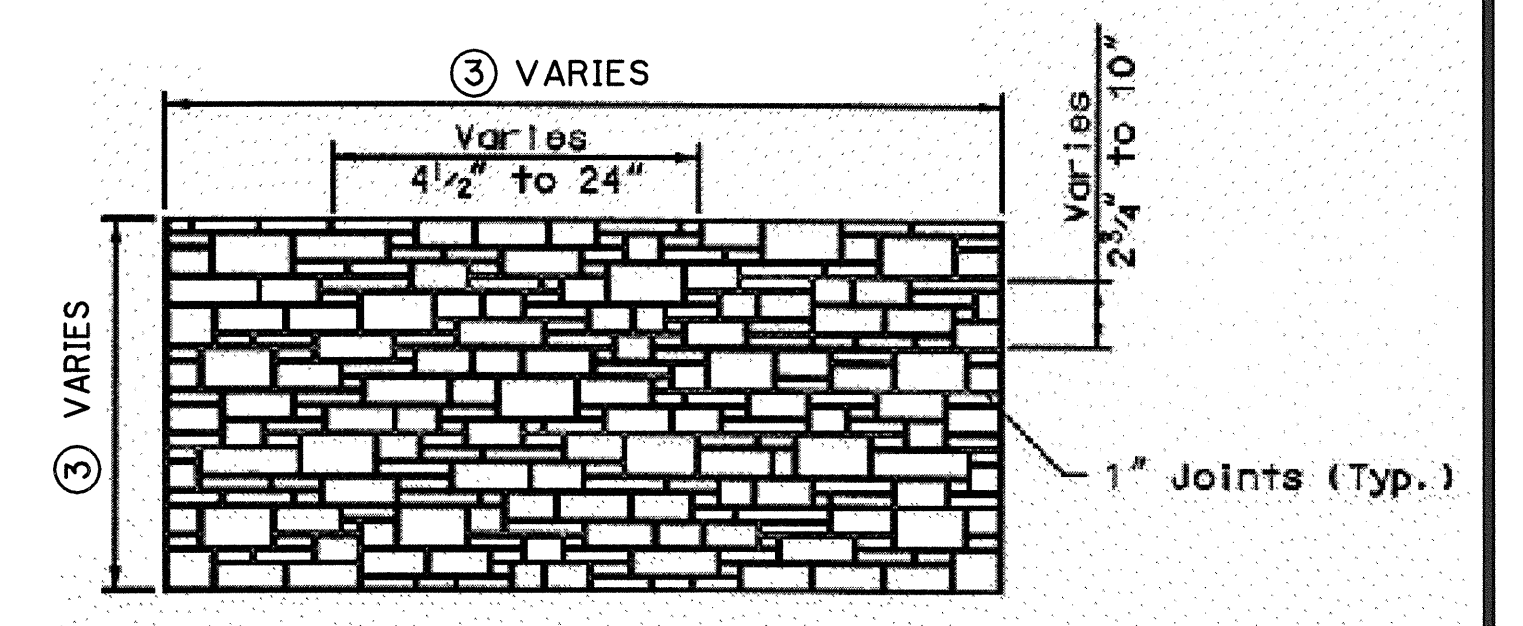
TYPICAL PANEL ELEVATION - ROADWAY SIDE



EXCAVATION DIAGRAM



ASHLAR STONE FORM LINER DETAIL

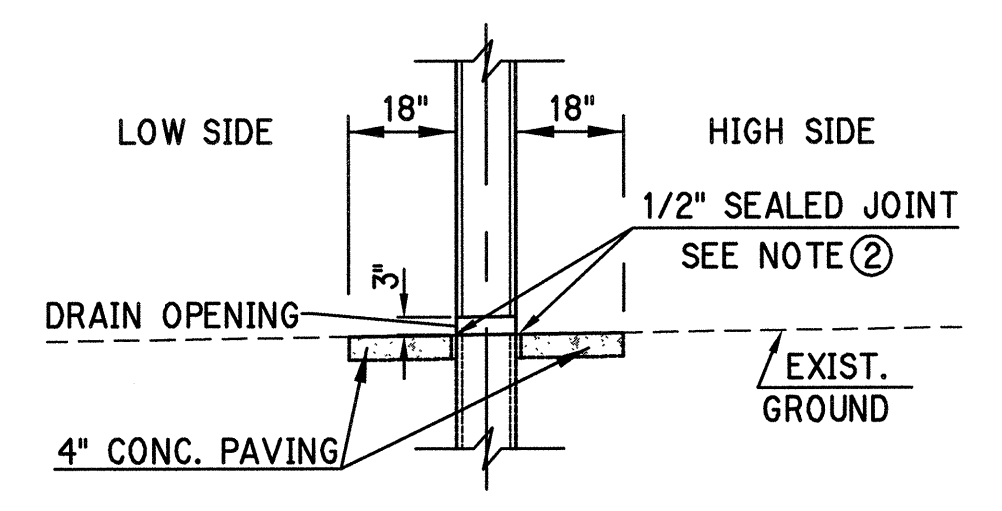


ASHLAR STONE FORM LINER ELEVATION

③ TO BE DETERMINED BY CONTRACTOR BASED ON PANEL LAYOUTS.

SPECIAL FINISH NOTES:

- ① 5'-0" x 3" DRAIN OPENINGS SHALL BE PLACED THRU THE WALL AT THE FINISHED GROUND LINE AS SHOWN ON PLAN & PROFILE SHEETS (1 PER PANEL, CENTERED BETWEEN ONE PAIR OF DRILLED SHAFTS.) ADJUST OR CUT HORIZONTAL REINFORCING BARS TO CLEAR DRAINS 2". CUT VERTICAL REINFORCING BARS TO CLEAR DRAINS 2". FOR ADDITIONAL DETAILS, SEE SECTION D-D.
- ② PLACE 1/2" SEALED JOINT BETWEEN THE 4" PAVING AND THE SOUND BARRIER WALL. SEE STD. LECS-2 FOR DETAILS.



- 1. CONCRETE SURFACES OF SOUND BARRIER WALLS SHALL HAVE A TEXTURED APPEARANCE AS INDICATED ON THE PLANS.
- 2. THE TEXTURED SURFACES SHALL HAVE A MINIMUM 3/4" AND MAXIMUM 1" VERTICAL RELIEF. "ASHLAR STONE" APPEARANCE AS PRODUCED BY USING FORM LINERS MANUFACTURED BY SYMONS CORPORATION, ARCHITECTURAL POLYMERS OR AN APPROVED EQUAL.
- 3. THE CONTRACTOR SHALL SUBMIT FORMLINER PANEL DESIGN DIMENSIONAL DRAWINGS AND TECHNICAL DATA (SUBSTANTIATING SPECIFIED CRITERIA) FOR ENGINEER APPROVAL PRIOR TO FABRICATION.
- 4. THE CONTRACTOR SHALL SUBMIT MINIMUM 2'x2' SAMPLES OF PROPOSED FORMLINER FINISHES FOR APPROVAL PRIOR TO SAMPLE PANEL FABRICATION.
- 5. THE CONTRACTOR SHALL NOT SPLICE, CUT AND JOIN, OR GLUE THE FORMLINER PANELS. EACH PANEL SHALL BE FABRICATED TO FORM A ONE PIECE UNIT TO THE SIZE AND SPECIFICATIONS SET FORTH IN THE PLAN SHEETS. FORMLINERS MADE OF MULTIPLE USE MATERIALS SHALL BE WASHED AND CLEANED AFTER EACH USE. FORMLINERS THAT, IN THE OPINION OF THE ENGINEER, HAVE BECOME DAMAGED OR WORN SHALL BE REPLACED BY THE CONTRACTOR. REPLACEMENT OF FORMLINER MATERIAL SHALL BE CONSIDERED INCIDENTAL TO THE WORK AND SHALL NOT ENTITLE THE CONTRACTOR TO ADDITIONAL COMPENSATION.
- 6. THE CONTRACTOR SHALL PROVIDE 5'x5' MINIMUM SAMPLE PANELS (MOCK-UPS) OF FORMLINER FINISH. THE PANEL SHALL MEET THE REQUIREMENTS OF THE PLANS AND SPECIFICATIONS AND BE APPROVED BY THE ENGINEER BEFORE BEGINNING ANY WORK. THE SAMPLE PANEL SHALL BE CONSIDERED TYPICAL FOR THE FINISH, AND DEVIATION OF GRADE OR DEPTH FROM THE APPROVED SAMPLE PANEL(S) WILL BE GROUNDS FOR REJECTION OF THE FORMLINER TREATMENT AND SHALL BE REMOVED AND REPLACED AS SPECIFIED IN THE CONTRACT. THE SAMPLE PANELS SHALL NOT BE PAID FOR DIRECTLY BUT SHALL BE CONSIDERED SUBSIDIARY TO THE VARIOUS BID ITEMS.
- 7. ALL FORMLINER JOINTS SHALL BE SEALED IN A MANNER ACCEPTABLE TO THE ENGINEER, TO PREVENT LEAKAGE AT THE SURFACE.
- 8. ALL COST OF CONCRETE WALL TREATMENT INCLUDING FINISHING, FORM LINERS, LABOR, MATERIALS, TOOLS, AND INCIDENTALS NECESSARY TO COMPLETE THE WORK AS SPECIFIED SHALL BE INCLUDED IN THE PRICE BID FOR SQUARE YARDS OF SOUND BARRIER WALL.

CONCRETE FINISHING:

- 1. THE SOUND BARRIER WALL SHALL RECEIVE A FINISH IN ACCORDANCE WITH SUBSECTIONS 509.04.6(7) CLASS 7 AND 737.02 OPTION II OF THE STANDARD SPECIFICATIONS. PENETRATING WATER REPELLENT TREATMENT WILL NOT BE NECESSARY PRIOR TO FINISH.
- 2. THE COLOR OF ALL EXPOSED SURFACES OF THE SOUND BARRIER WALL INCLUDING FRONT, BACK, AND ENDS SHALL BE FINISHED AS FOLLOWS: THE INTERIOR PORTIONS WITH THE ASHLAR STONE FORMLINER FINISH SHALL CONFORM TO FEDERAL COLOR STANDARD NO. 33564 AND THE TOP AND POSTS, OR SMOOTH FINISH SHALL CONFORM TO FEDERAL COLOR STANDARD NO. 33446.
- 3. THE SOUND BARRIER WALL FRONT, BACK, AND ENDS SHALL RECEIVE AN ANTI-GRAFFITI TREATMENT AND SHALL BE PAID FOR AS PRICE BID PER SQUARE FEET OF SOUND BARRIER WALL. SEE SPECIAL PROVISIONS 737-26009 FOR SPECIFICS.
- 4. A SAMPLE PANEL 12"x18" SHALL BE PREPARED WITH THE COLOR FINISHES AND SHALL BE SUBMITTED TO THE ENGINEER FOR APPROVAL BEFORE THE FINAL MIXING OF THE FINISH MATERIAL. THE APPROVAL PANELS WILL BE USED AS A STANDARD FOR APPLICATION THROUGHOUT THE SOUND BARRIER WALL.
- 5. CONCRETE SURFACE FINISH SHALL NOT BE MEASURED FOR PAYMENT, BUT SHALL BE INCLUDED IN THE PRICE BID FOR SQUARE YARDS OF SOUND BARRIER WALL. THE COLORS IDENTIFIED ABOVE MAY BE REVISED AT NO ADDITIONAL COST TO THE OWNER.

SUMMARY OF SOUND BARRIER WALL QUANTITIES

NON-PAY ITEMS	UNIT	WALL A	WALL D	TOTAL
CLASS AA CONCRETE	C.Y.	1724.4	2093.4	3817.8
REINFORCING STEEL	LB.	106,650	129,770	236,420
SUBSTR. EXCAV. COMMON	C.Y.	340	360	700
PAY ITEMS	UNIT	WALL A	WALL D	TOTAL
30" DIA. DRILLED SHAFT	L.F.	1753.0	1975.0	3728.0
SOUND BARRIER WALL	S.Y.	4450.8	5383.1	9833.9
(SP) GRAFFITI TREATMENT	S.F.	80,114	96,896	177,010

Design	TRP	6/12
Drawn	JN	6/12
Checked	SD	7/12
Approved	TRP	7/12
Squad	POE	

SOUND BARRIER WALLS		CANADIAN COUNTY	
SOUND BARRIER WALL DETAILS		I-40	
ARCHITECTURAL TREATMENT			
State Job No. 24424(07)		Sheet No. 226	

OCT 22, 2012 11:50:25 C:\PROJECTS\22861 I-40 Merge\West Plans\SOUNDWALLS\SOUNDWALL_TYP_DETAILS.DWG