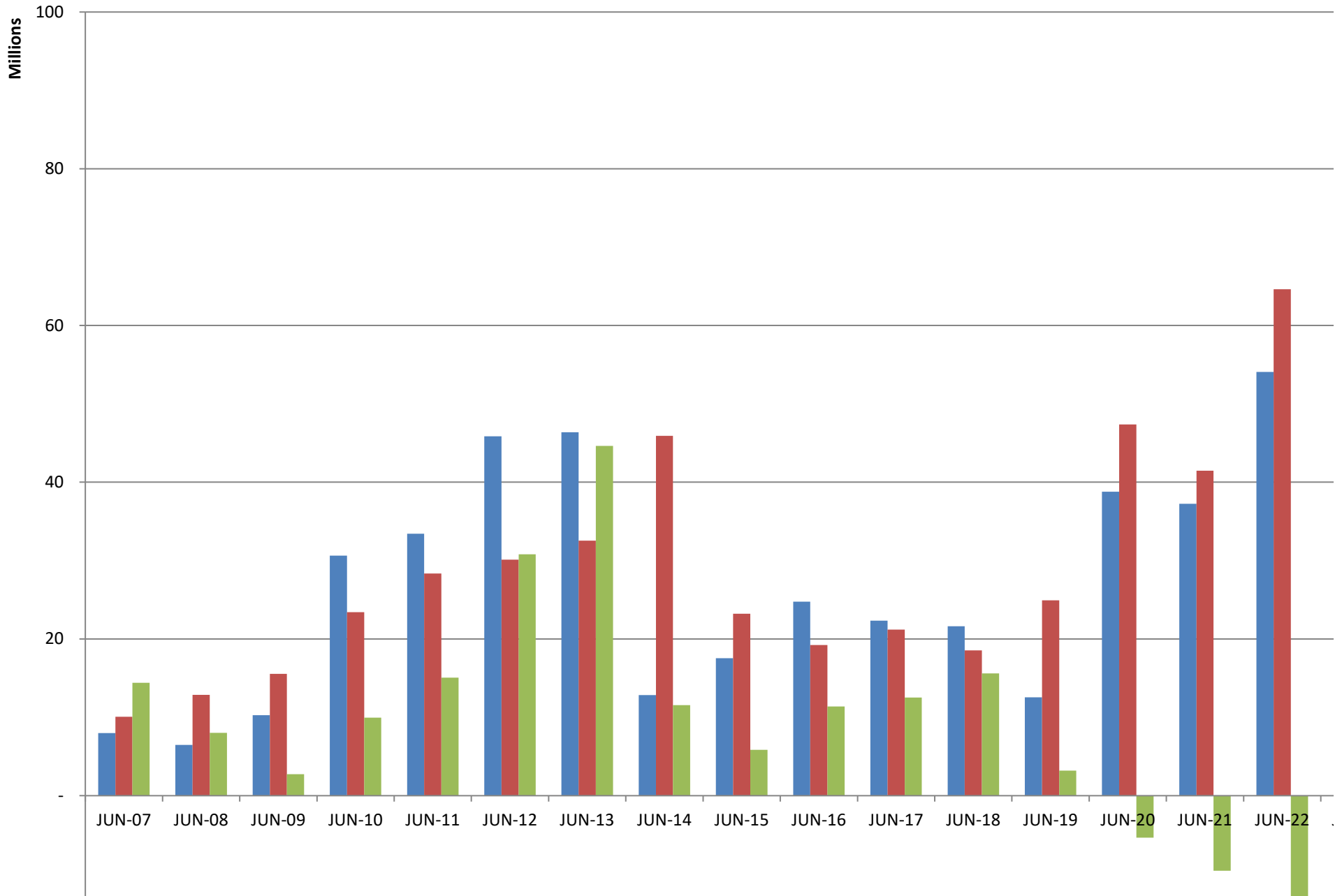


Oklahoma Corporation Commission Public Utility Division OUSF Annual Summary			
Funding Year End June 30	Annual Revenues Received	Annual Fund Disbursements	Annual Fund Balance
Jun-98	14,139,001.56	364,628.93	13,774,372.63
Jun-99	7,621,866.34	1,648,244.44	19,747,994.53
Jun-00	8,714,232.21	3,622,398.79	24,839,827.95
Jun-01	8,200,216.48	10,311,017.34	22,729,027.09
Jun-02	7,028,009.58	7,162,610.16	22,594,426.51
Jun-03	7,341,478.52	8,343,245.42	21,592,659.61
Jun-04	7,245,866.55	8,253,834.30	20,584,691.86
Jun-05	7,431,606.58	7,668,120.00	20,348,178.44
Jun-06	7,492,703.73	11,355,201.33	16,485,680.84
Jun-07	8,002,755.70	10,073,943.75	14,414,492.79
Jun-08	6,475,533.84	12,870,701.83	8,019,324.80
Jun-09	10,265,011.55	15,544,529.70	2,739,806.65
Jun-10	30,635,813.02	23,424,660.46	9,950,959.21
Jun-11	33,435,724.94	28,336,541.35	15,050,142.80
Jun-12	45,865,793.62	30,120,102.34	30,795,834.08
Jun-13	46,378,129.91	32,550,614.48	44,623,349.51
Jun-14	12,840,077.14	45,916,624.07	11,546,802.58
Jun-15	17,542,421.87	23,226,276.30	5,862,948.15
Jun-16	24,755,317.09	19,221,471.97	11,396,793.27
Jun-17	22,325,584.22	21,185,102.45	12,537,275.04
Jun-18	21,615,464.44	18,543,272.13	15,609,467.35
Jun-19	12,544,963.51	24,942,793.26	3,211,637.60
Jun-20	38,800,292.21	47,370,458.27	(5,358,528.46)
Jun-21	37,245,959.63	41,476,656.74	(9,589,225.57)
Jun-22	54,078,490.35	64,620,332.08	(20,131,067.30)
Jun-23	83,368,659.60	90,102,455.69	(26,864,863.39)
Jun-24	72,706,517.17	46,506,972.80	(665,319.02) *

* FY 2024 Fund Balance as of 2/29/24 net of accrued Primary G & K funding, of which \$860,104.53 has been deferred.

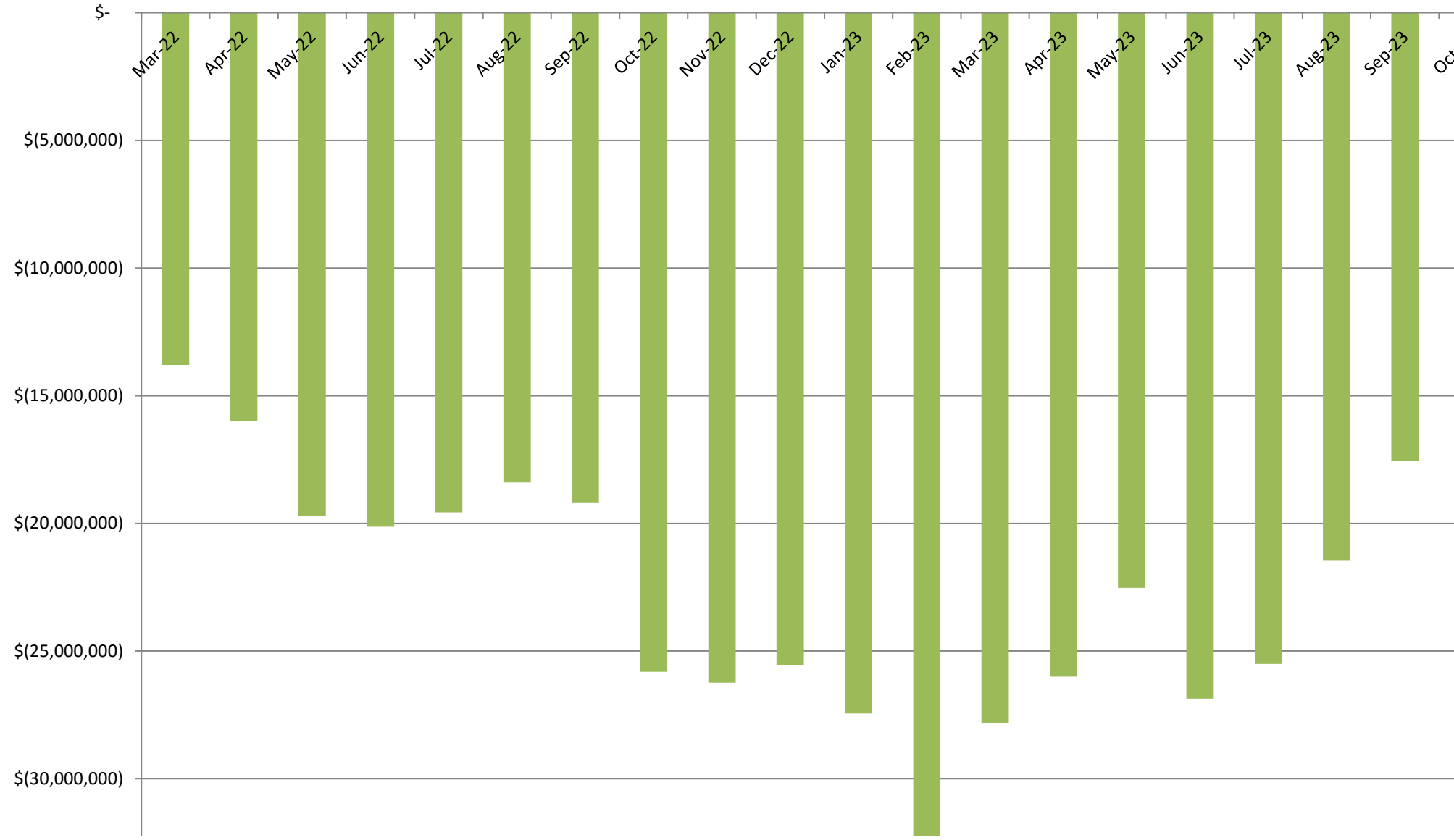
TOTALS (SINCE 1998)	
Revenues	654,097,491.36
Disbursements	654,762,810.38

Oklahoma Corporation Commission Annual Revenues and Disbursements for OUSF



Oklahoma Corporation Commission	
Public Utility Division	
OUSF Monthly Ending Balance	
Month Ending	Balance
Nov-18	\$ 13,795,035
Dec-18	\$ 13,601,570
Jan-19	\$ 13,390,528
Feb-19	\$ 13,938,191
Mar-19	\$ 9,650,235
Apr-19	\$ 8,300,853
Oct-19	\$ 1,057,516
Aug-20	\$ (6,131,047)
Sep-20	\$ (5,872,684)
Oct-20	\$ (5,396,672)
Nov-20	\$ (5,562,190)
Dec-20	\$ (5,196,022)
Jan-21	\$ (4,758,914)
Feb-21	\$ (6,330,946)
Mar-21	\$ (8,167,869)
Apr-21	\$ (8,607,468)
May-21	\$ (9,082,439)
Jun-21	\$ (9,589,226)
Jul-21	\$ (11,811,368)
Aug-21	\$ (13,820,632)
Sep-21	\$ (17,873,802)
Oct-21	\$ (18,134,754)
Nov-21	\$ (17,302,454)
Dec-21	\$ (15,264,750)
Jan-22	\$ (15,297,764)
Feb-22	\$ (14,922,896)
Mar-22	\$ (13,792,695)
Apr-22	\$ (15,979,914)
May-22	\$ (19,700,785)
Jun-22	\$ (20,131,067)
Jul-22	\$ (19,565,711)
Aug-22	\$ (18,399,451)
Sep-22	\$ (19,179,910)
Oct-22	\$ (25,808,430)
Nov-22	\$ (26,239,876)
Dec-22	\$ (25,550,987)
Jan-23	\$ (27,447,016)
Feb-23	\$ (33,489,432)
Mar-23	\$ (27,828,815)
Apr-23	\$ (26,002,766)
May-23	\$ (22,524,661)
Jun-23	\$ (26,864,863)
Jul-23	\$ (25,500,800)
Aug-23	\$ (21,466,807)
Sep-23	\$ (17,543,060)
Oct-23	\$ (21,776,329)
Nov-23	\$ (16,457,780)
Dec-23	\$ (9,285,228)
Jan-24	\$ (4,410,370)
Feb-24	\$ (665,319)

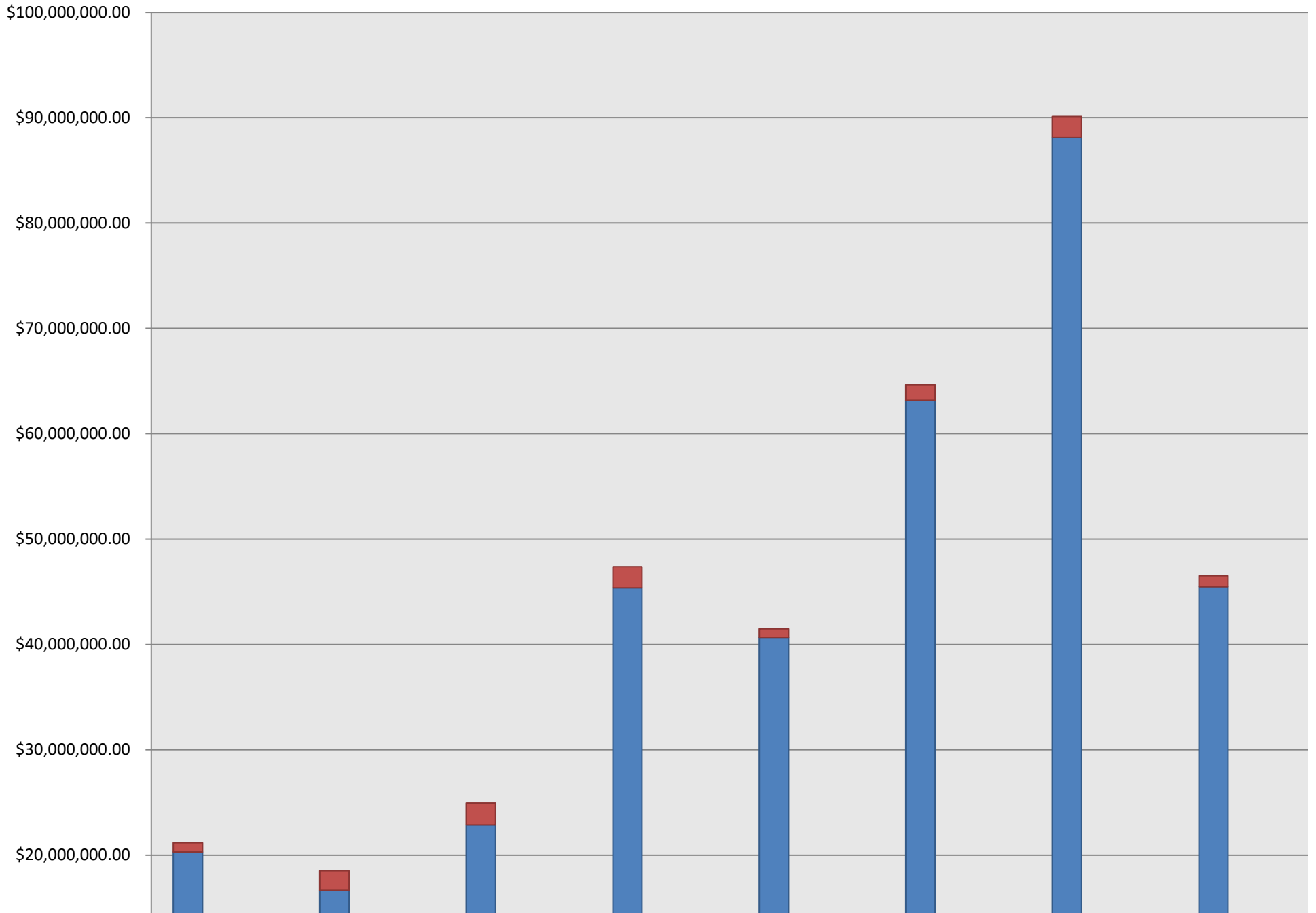
Oklahoma Corporation Commission OUSF Monthly Ending Balances



Oklahoma Corporation Commission
Public Utility Division

	FY 07/16-06/17		FY 07/17-06/18		FY 07/18-06/19		FY 07/19-06/20		FY 07/20-06/21		FY 07/21-06/22		FY 07/22-06/23		FY 07/23-06/24	
	7/31/16	\$ 1,453,629	7/31/17	\$ 1,219,319	7/31/18	\$ 1,196,776	7/31/19	\$ 8,681,586	7/31/20	\$ 4,484,216	7/31/21	\$ 5,255,825	7/31/22	\$ 4,445,292	7/31/23	\$ 7,036,265
	8/31/16	\$ 1,627,161	8/31/17	\$ 233,249	8/31/18	\$ 1,366,364	8/31/19	\$ 1,885,447	8/31/20	\$ 2,738,642	8/31/21	\$ 4,981,326	8/31/22	\$ 3,992,006	8/31/23	\$ 4,499,406
	9/30/16	\$ 3,406,342	9/30/17	\$ 1,362,386	9/30/18	\$ 1,052,957	9/30/19	\$ 1,154,016	9/30/20	\$ 2,862,528	9/30/21	\$ 6,914,253	9/30/22	\$ 5,700,397	9/30/23	\$ 5,203,320
	10/31/16	\$ 1,510,218	10/31/17	\$ 2,001,752	10/31/18	\$ 1,550,856	10/31/19	\$ 1,721,321	10/31/20	\$ 2,531,208	10/31/21	\$ 3,316,292	10/31/22	\$ 11,765,411	10/31/23	\$ 13,193,503
	11/30/16	\$ 1,372,694	11/30/17	\$ 1,897,502	11/30/18	\$ 2,090,469	11/30/19	\$ 2,719,992	11/30/20	\$ 3,186,204	11/30/21	\$ 3,377,478	11/30/22	\$ 5,286,853	11/30/23	\$ 4,012,761
	12/31/16	\$ 2,752,349	12/31/17	\$ 1,504,487	12/31/18	\$ 1,029,040	12/31/19	\$ 3,080,745	12/31/20	\$ 2,674,055	12/31/21	\$ 3,356,377	12/31/22	\$ 4,914,430	12/31/23	\$ 1,844,574
	1/31/17	\$ 1,254,310	1/31/18	\$ 1,394,745	1/31/19	\$ 984,169	1/31/20	\$ 5,282,280	1/31/21	\$ 2,554,411	1/31/22	\$ 5,205,133	1/31/23	\$ 9,494,244	1/31/24	\$ 4,150,251
	2/29/17	\$ 1,264,022	2/28/18	\$ 1,271,436	2/28/19	\$ 1,177,403	2/29/20	\$ 1,899,403	2/28/21	\$ 4,529,299	2/28/22	\$ 4,518,122	2/28/23	\$ 13,399,829	2/29/24	\$ 5,540,290
	3/31/17	\$ 461,228	3/31/18	\$ 401,654	3/31/19	\$ 5,103,093	3/31/20	\$ 5,770,464	3/31/21	\$ 4,799,959	3/31/22	\$ 3,831,254	3/31/23	\$ 4,236,249	3/31/24	
	4/30/17	\$ 1,882,568	4/30/18	\$ 1,087,661	4/30/19	\$ 2,051,709	4/30/20	\$ 2,824,006	4/30/21	\$ 3,514,584	4/30/22	\$ 7,648,874	4/30/23	\$ 7,069,812	4/30/24	
	5/31/17	\$ 1,494,224	5/31/18	\$ 1,640,684	5/31/19	\$ 2,577,848	5/31/20	\$ 3,980,978	5/31/21	\$ 3,396,530	5/31/22	\$ 8,953,143	5/31/23	\$ 4,185,839	5/31/24	
	6/30/17	\$ 1,834,126	6/30/18	\$ 2,661,426	6/30/19	\$ 2,689,356	6/30/20	\$ 6,370,685	6/30/21	\$ 3,407,012	6/30/22	\$ 5,800,117	6/30/23	\$ 13,657,579	6/30/24	
Annual Support Disbursements		\$ 20,312,870.28		\$ 16,676,301.92		\$ 22,870,041.08		\$ 45,370,923.66		\$ 40,678,647.90		\$63,158,193.44		\$ 88,147,939.66		\$ 45,480,369.87
Administrative Expense		\$ 872,232.17		\$ 1,866,970.21		\$ 2,072,752.18		\$ 1,999,534.61		\$ 798,008.84		\$1,462,138.64		\$ 1,954,516.03		\$ 1,026,602.93
Total Annual Expense		\$ 21,185,102.45		\$ 18,543,272.13		\$ 24,942,793.26		\$ 47,370,458.27		\$ 41,476,656.74		\$64,620,332.08		\$ 90,102,455.69		\$ 46,506,972.80

OUSF Distribution by Fiscal Year



Month	Beginning Fund Balance	Month Receipts	New Orders Disbursed	Administrative Expenses Disbursed	Prior Orders Disbursed	Total Disbursements	Net Month Receipts	Ending Fund Balance
	(A)	(B)	(C)	(D)	(E)	(F)	(G)	(H)
	Prior Mo (H)	From Statement of Fund Performance Report	From GVNW Order Worksheet	From Summary Statement Report	= (F) – (C) – (D)	From Statement of Fund Performance Report	(B) – (F)	(A) + (G)
Jul-18	\$ 15,609,467.35	\$ 1,690,168.10	\$ 131,737.90	\$ 54,527.72	\$ 1,065,038.20	\$ 1,251,303.82	\$ 438,864.28	\$ 16,048,331.63
Aug-18	\$ 16,048,331.63	\$ 1,199,210.46	\$ 154,054.04	\$ 50,875.80	\$ 1,212,310.30	\$ 1,417,240.14	\$ (218,029.68)	\$ 15,830,301.95
Sep-18	\$ 15,830,301.95	\$ 940,000.19	\$ 212,652.76	\$ 47,603.04	\$ 840,304.19	\$ 1,100,559.99	\$ (160,559.80)	\$ 15,669,742.15
Oct-18	\$ 15,669,742.15	\$ 953,333.06	\$ 713,385.90	\$ 59,430.19	\$ 837,469.97	\$ 1,610,286.06	\$ (656,953.00)	\$ 15,012,789.15
Nov-18	\$ 15,012,789.15	\$ 930,498.99	\$ 525,885.17	\$ 57,783.36	\$ 1,564,584.27	\$ 2,148,252.80	\$ (1,217,753.81)	\$ 13,795,035.34
Dec-18	\$ 13,795,035.34	\$ 890,903.81	\$ 93,703.19	\$ 55,329.40	\$ 935,336.60	\$ 1,084,369.19	\$ (193,465.38)	\$ 13,601,569.96
Jan-19	\$ 13,601,569.96	\$ 840,193.61	\$ 537,114.48	\$ 67,066.93	\$ 447,054.09	\$ 1,051,235.50	\$ (211,041.89)	\$ 13,390,528.07
Feb-19	\$ 13,390,528.07	\$ 1,813,725.56	\$ 156,766.36	\$ 88,659.19	\$ 1,020,637.11	\$ 1,266,062.66	\$ 547,662.90	\$ 13,938,190.97
Mar-19	\$ 13,938,190.97	\$ 883,154.54	\$ 3,922,864.41	\$ 68,017.74	\$ 1,180,228.52	\$ 5,171,110.67	\$ (4,287,956.13)	\$ 9,650,234.84
Apr-19	\$ 9,650,234.84	\$ 845,401.91	\$ 267,741.91	\$ 143,074.80	\$ 1,783,967.32	\$ 2,194,784.03	\$ (1,349,382.12)	\$ 8,300,852.72
May-19	\$ 8,300,852.72	\$ 771,748.55	\$ 568,746.04	\$ 67,368.14	\$ 2,009,102.29	\$ 2,645,216.47	\$ (1,873,467.92)	\$ 6,427,384.80
Jun-19	\$ 6,427,384.80	\$ 786,624.73	\$ 872,266.43	\$ 1,313,015.87	\$ 1,817,089.63	\$ 4,002,371.93	\$ (3,215,747.20)	\$ 3,211,637.60
Jul-19	\$ 3,211,637.60	\$ 767,739.75	\$ 6,642,307.14	\$ 105,448.44	\$ 2,039,278.88	\$ 8,787,034.46	\$ (8,019,294.71)	\$ (4,807,657.11)
Aug-19	\$ (4,807,657.11)	\$ 3,651,310.19	\$ 106,919.09	\$ 57,521.10	\$ 1,778,527.92	\$ 1,942,968.11	\$ 1,708,342.08	\$ (3,099,315.03)
Sep-19	\$ (3,099,315.03)	\$ 3,625,200.19	\$ 81,099.81	\$ 55,810.91	\$ 1,072,916.35	\$ 1,209,827.07	\$ 2,415,373.12	\$ (683,941.91)
Oct-19	\$ (683,941.91)	\$ 3,521,718.97	\$ 54,725.15	\$ 58,939.70	\$ 1,666,595.83	\$ 1,780,260.68	\$ 1,741,458.29	\$ 1,057,516.38
Nov-19	\$ 1,057,516.38	\$ 3,558,228.01	\$ 1,041,999.02	\$ 126,946.57	\$ 1,677,992.88	\$ 2,846,938.47	\$ 711,289.54	\$ 1,768,805.92
Dec-19	\$ 1,768,805.92	\$ 3,477,000.64	\$ 1,274,857.99	\$ 66,478.02	\$ 1,805,887.17	\$ 3,147,223.18	\$ 329,777.46	\$ 2,098,583.38
Jan-20	\$ 2,098,583.38	\$ 3,502,090.08	\$ 3,664,376.00	\$ 65,695.90	\$ 1,617,904.38	\$ 5,347,976.28	\$ (1,845,886.20)	\$ 252,697.18
Feb-20	\$ 252,697.18	\$ 3,449,222.74	\$ 113,639.85	\$ 84,396.03	\$ 1,785,763.46	\$ 1,983,799.34	\$ 1,465,423.40	\$ 1,718,120.58
Mar-20	\$ 1,718,120.58	\$ 3,397,157.93	\$ 2,647,418.27	\$ 60,940.83	\$ 3,123,046.15	\$ 5,831,405.25	\$ (2,434,247.32)	\$ (716,126.74)
Apr-20	\$ (716,126.74)	\$ 3,371,289.43	\$ 294,464.01	\$ 58,531.08	\$ 2,529,541.87	\$ 2,882,536.96	\$ 488,752.47	\$ (227,374.27)
May-20	\$ (227,374.27)	\$ 3,245,815.53	\$ 1,387,849.59	\$ 77,181.24	\$ 2,593,128.14	\$ 4,058,158.97	\$ (812,343.44)	\$ (1,039,717.71)
Jun-20	\$ (1,039,717.71)	\$ 3,233,518.75	\$ 3,466,714.22	\$ 1,181,644.79	\$ 2,903,970.49	\$ 7,552,329.50	\$ (4,318,810.75)	\$ (5,358,528.46)
Jul-20	\$ (5,358,528.46)	\$ 3,148,072.58	\$ 1,798,537.55	\$ 64,192.67	\$ 2,685,678.20	\$ 4,548,408.42	\$ (1,400,335.84)	\$ (6,758,864.30)
Aug-20	\$ (6,758,864.30)	\$ 3,419,905.03	\$ 241,258.49	\$ 53,445.47	\$ 2,497,383.69	\$ 2,792,087.65	\$ 627,817.38	\$ (6,131,046.92)
Sep-20	\$ (6,131,046.92)	\$ 3,177,259.64	\$ 414,878.70	\$ 56,368.56	\$ 2,447,649.15	\$ 2,918,896.41	\$ 258,363.23	\$ (5,872,683.69)
Oct-20	\$ (5,872,683.69)	\$ 3,094,344.10	\$ 97,152.01	\$ 87,124.40	\$ 2,434,055.83	\$ 2,618,332.24	\$ 476,011.86	\$ (5,396,671.83)
Nov-20	\$ (5,396,671.83)	\$ 3,082,307.60	\$ 42,839.92	\$ 61,621.50	\$ 3,143,364.17	\$ 3,247,825.59	\$ (165,517.99)	\$ (5,562,189.82)
Dec-20	\$ (5,562,189.82)	\$ 3,111,194.14	\$ 163,731.14	\$ 70,971.20	\$ 2,510,323.93	\$ 2,745,026.27	\$ 366,167.87	\$ (5,196,021.95)
Jan-21	\$ (5,196,021.95)	\$ 3,053,729.55	\$ 81,104.91	\$ 62,210.44	\$ 2,473,306.24	\$ 2,616,621.59	\$ 437,107.96	\$ (4,758,913.99)
Feb-21	\$ (4,758,913.99)	\$ 3,021,078.65	\$ 1,926,978.24	\$ 63,812.09	\$ 2,602,320.78	\$ 4,593,111.11	\$ (1,572,032.46)	\$ (6,330,946.45)
Mar-21	\$ (6,330,946.45)	\$ 3,023,736.86	\$ 2,022,855.27	\$ 60,699.89	\$ 2,777,104.14	\$ 4,860,659.30	\$ (1,836,922.44)	\$ (8,167,868.89)
Apr-21	\$ (8,167,868.89)	\$ 3,142,947.65	\$ 112,147.75	\$ 67,962.83	\$ 3,402,436.15	\$ 3,582,546.73	\$ (439,599.08)	\$ (8,607,467.97)
May-21	\$ (8,607,467.97)	\$ 2,998,828.92	\$ 40,637.36	\$ 77,270.67	\$ 3,355,892.28	\$ 3,473,800.31	\$ (474,971.39)	\$ (9,082,439.36)
Jun-21	\$ (9,082,439.36)	\$ 2,972,554.91	\$ 60,091.76	\$ 72,329.12	\$ 3,346,920.24	\$ 3,479,341.12	\$ (506,786.21)	\$ (9,589,225.57)
Jul-21	\$ (9,589,225.57)	\$ 3,093,098.68	\$ 1,897,267.33	\$ 59,416.84	\$ 3,358,557.26	\$ 5,315,241.43	\$ (2,222,142.75)	\$ (11,811,368.32)
Aug-21	\$ (11,811,368.32)	\$ 3,029,227.79	\$ 1,462,395.23	\$ 57,164.96	\$ 3,518,930.80	\$ 5,038,490.99	\$ (2,009,263.20)	\$ (13,820,631.52)
Sep-21	\$ (13,820,631.52)	\$ 2,928,726.72	\$ 3,687,765.01	\$ 67,644.00	\$ 3,226,487.73	\$ 6,981,896.74	\$ (4,053,170.02)	\$ (17,873,801.54)
Oct-21	\$ (17,873,801.54)	\$ 3,087,036.20	\$ 32,650.08	\$ 31,696.65	\$ 3,283,642.25	\$ 3,347,988.98	\$ (260,952.78)	\$ (18,134,754.32)
Nov-21	\$ (18,134,754.32)	\$ 4,332,104.66	\$ 100,551.19	\$ 122,326.25	\$ 3,276,926.62	\$ 3,499,804.06	\$ 832,300.60	\$ (17,302,453.72)

Month	Beginning Fund Balance	Month Receipts	New Orders Disbursed	Administrative Expenses Disbursed	Prior Orders Disbursed	Total Disbursements	Net Month Receipts	Ending Fund Balance
	(A)	(B)	(C)	(D)	(E)	(F)	(G)	(H)
Dec-21	\$ (17,302,453.72)	\$ 5,566,970.33	\$ 97,109.37	\$ 172,889.86	\$ 3,259,267.13	\$ 3,529,266.36	\$ 2,037,703.97	\$ (15,264,749.75)
Jan-22	\$ (15,264,749.75)	\$ 5,316,247.11	\$ 1,829,099.78	\$ 144,129.02	\$ 3,376,033.00	\$ 5,349,261.80	\$ (33,014.69)	\$ (15,297,764.44)
Feb-22	\$ (15,297,764.44)	\$ 5,319,644.67	\$ 1,142,100.31	\$ 426,654.08	\$ 3,376,021.77	\$ 4,944,776.16	\$ 374,868.51	\$ (14,922,895.93)
Mar-22	\$ (14,922,895.93)	\$ 5,142,063.74	\$ 559,905.80	\$ 180,608.76	\$ 3,271,348.24	\$ 4,011,862.80	\$ 1,130,200.94	\$ (13,792,694.99)
Apr-22	\$ (13,792,694.99)	\$ 5,536,151.73	\$ 3,515,922.47	\$ 74,496.36	\$ 4,132,951.57	\$ 7,723,370.40	\$ (2,187,218.67)	\$ (15,979,913.66)
May-22	\$ (15,979,913.66)	\$ 5,283,294.90	\$ 4,884,883.80	\$ 51,023.38	\$ 4,068,259.44	\$ 9,004,166.62	\$ (3,720,871.72)	\$ (19,700,785.38)
Jun-22	\$ (19,700,785.38)	\$ 5,443,923.82	\$ 1,670,586.48	\$ 74,088.48	\$ 4,129,530.78	\$ 5,874,205.74	\$ (430,281.92)	\$ (20,131,067.30)
Jul-22	\$ (20,131,067.30)	\$ 5,105,845.04	\$ 374,807.96	\$ 95,197.52	\$ 4,070,483.57	\$ 4,540,489.05	\$ 565,355.99	\$ (19,565,711.31)
Aug-22	\$ (19,565,711.31)	\$ 5,270,215.45	\$ 43,178.53	\$ 111,949.18	\$ 3,948,827.24	\$ 4,103,954.95	\$ 1,166,260.50	\$ (18,399,450.81)
Sep-22	\$ (18,399,450.81)	\$ 5,167,530.84	\$ 1,873,893.83	\$ 247,593.22	\$ 3,826,502.82	\$ 5,947,989.87	\$ (780,459.03)	\$ (19,179,909.84)
Oct-22	\$ (19,179,909.84)	\$ 5,219,596.63	\$ 7,721,694.58	\$ 82,705.75	\$ 4,043,716.66	\$ 11,848,116.99	\$ (6,628,520.36)	\$ (25,808,430.20)
Nov-22	\$ (25,808,430.20)	\$ 4,989,523.27	\$ 1,321,519.93	\$ 134,116.60	\$ 3,965,332.65	\$ 5,420,969.18	\$ (431,445.91)	\$ (26,239,876.11)
Dec-22	\$ (26,239,876.11)	\$ 5,670,891.44	\$ 887,492.23	\$ 67,571.96	\$ 4,026,937.79	\$ 4,982,001.98	\$ 688,889.46	\$ (25,550,986.65)
Jan-23	\$ (25,550,986.65)	\$ 7,644,506.55	\$ 5,444,780.07	\$ 46,292.05	\$ 4,049,463.96	\$ 9,540,536.08	\$ (1,896,029.53)	\$ (27,447,016.18)
Feb-23	\$ (27,447,016.18)	\$ 7,979,653.59	\$ 9,498,470.16	\$ 622,240.30	\$ 3,901,358.46	\$ 14,022,068.92	\$ (6,042,415.33)	\$ (33,489,431.51)
Mar-23	\$ (33,489,431.51)	\$ 9,967,383.75	\$ 129,024.34	\$ 70,518.40	\$ 4,107,224.84	\$ 4,306,767.58	\$ 5,660,616.17	\$ (27,828,815.34)
Apr-23	\$ (27,828,815.34)	\$ 8,968,536.40	\$ 2,968,348.34	\$ 72,675.13	\$ 4,101,463.86	\$ 7,142,487.33	\$ 1,826,049.07	\$ (26,002,766.27)
May-23	\$ (26,002,766.27)	\$ 7,760,721.57	\$ 82,178.55	\$ 96,777.58	\$ 4,103,660.24	\$ 4,282,616.37	\$ 3,478,105.20	\$ (22,524,661.07)
Jun-23	\$ (22,524,661.07)	\$ 9,624,255.07	\$ 9,505,424.53	\$ 306,878.34	\$ 4,152,154.52	\$ 13,964,457.39	\$ (4,340,202.32)	\$ (26,864,863.39)
Jul-23	\$ (26,864,863.39)	\$ 8,480,954.80	\$ 2,978,710.93	\$ 80,626.63	\$ 4,057,554.16	\$ 7,116,891.72	\$ 1,364,063.08	\$ (25,500,800.31)
Aug-23	\$ (25,500,800.31)	\$ 8,598,356.19	\$389,124.01	\$ 64,957.23	\$ 4,110,281.54	\$ 4,564,362.78	\$ 4,033,993.41	\$ (21,466,806.90)
Sep-23	\$ (21,466,806.90)	\$ 9,174,199.26	\$1,209,408.15	\$ 47,133.15	\$ 3,993,911.45	\$ 5,250,452.75	\$ 3,923,746.51	\$ (17,543,060.39)
Oct-23	\$ (17,543,060.39)	\$ 9,259,397.30	\$9,190,458.33	\$ 299,162.84	\$ 4,003,044.91	\$ 13,492,666.08	\$ (4,233,268.78)	\$ (21,776,329.17)
Nov-23	\$ (21,776,329.17)	\$ 9,395,682.95	\$48,490.64	\$ 64,372.77	\$ 3,964,270.02	\$ 4,077,133.43	\$ 5,318,549.52	\$ (16,457,779.65)
Dec-23	\$ (16,457,779.65)	\$ 9,220,562.68	(\$2,053,883.15)	\$ 203,437.08	\$ 3,898,457.23	\$ 2,048,011.16	\$ 7,172,551.52	\$ (9,285,228.13)
Jan-24	\$ (9,285,228.13)	\$ 9,244,108.28	\$83,635.37	\$ 218,998.85	\$ 4,066,616.04	\$ 4,369,250.26	\$ 4,874,858.02	\$ (4,410,370.11)
Feb-24	\$ (4,410,370.11)	\$ 9,333,255.71	\$1,450,069.43	\$ 47,914.38	\$ 4,090,220.81	\$ 5,588,204.62	\$ 3,745,051.09	\$ (665,319.02)

