

PSTD

UST CLOSURE SAMPLING REQUIREMENTS

TANK PIT

- Sample under the fill port end of each tank
- Groundwater (not perched zone or stormwater) must be sampled if encountered.
- The downgradient sidewall (if groundwater is present in tank pit, take the sample immediately above the soil-water interface, and 1 to 3 feet into the sidewall).
- Collect samples 1 to 3 feet below the tank or outside the tank pit in native soil.

PIPING

- All piping should be exposed. Collect one grab sample at each connection or elbow, or at least one grab sample per 20 linear feet of trench.
- Collect samples 1 to 3 feet below the trench in native soil.
- If existing piping is being replaced, a line test conducted immediately prior to removal which demonstrates the line(s) are tight may be used in lieu of native soil sampling IF the backfill sample(s) are below action levels. If backfill sample(s) are above action levels, then native soil sampling from below the line trenches is required to confirm if a potential release has occurred.

DISPENSERS

- Collect one sample below each dispenser, on the supply side.
- If dispensers are located within 15 feet of each other on the same fuel island, collect one sample per fuel island, on the supply side.

BACKFILL

- Sample excavated backfill from tanks and lines to determine if it can be returned to the tank pit and/or trenches. Contact the Technical Department prior to the over-excavation of the tank pit. Collect one composite sample (made up of 10 grab samples) every 50 cubic yards.
- Confirm disposal requirements with the Technical Department once the backfill sample results are received.

TANKS CLOSED IN PLACE

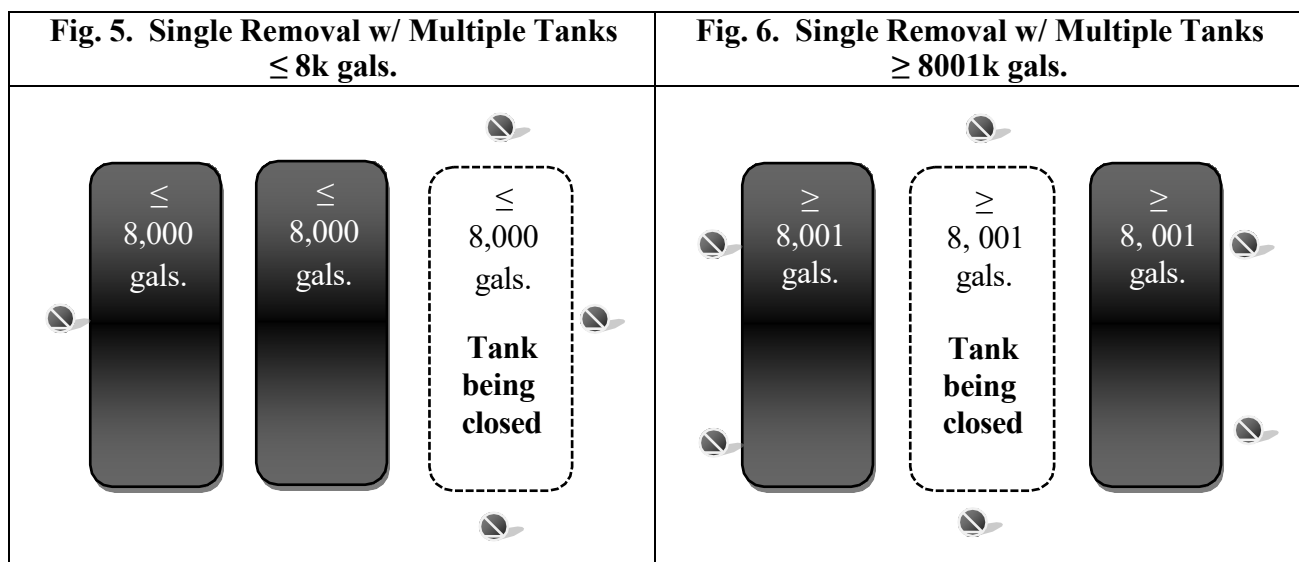
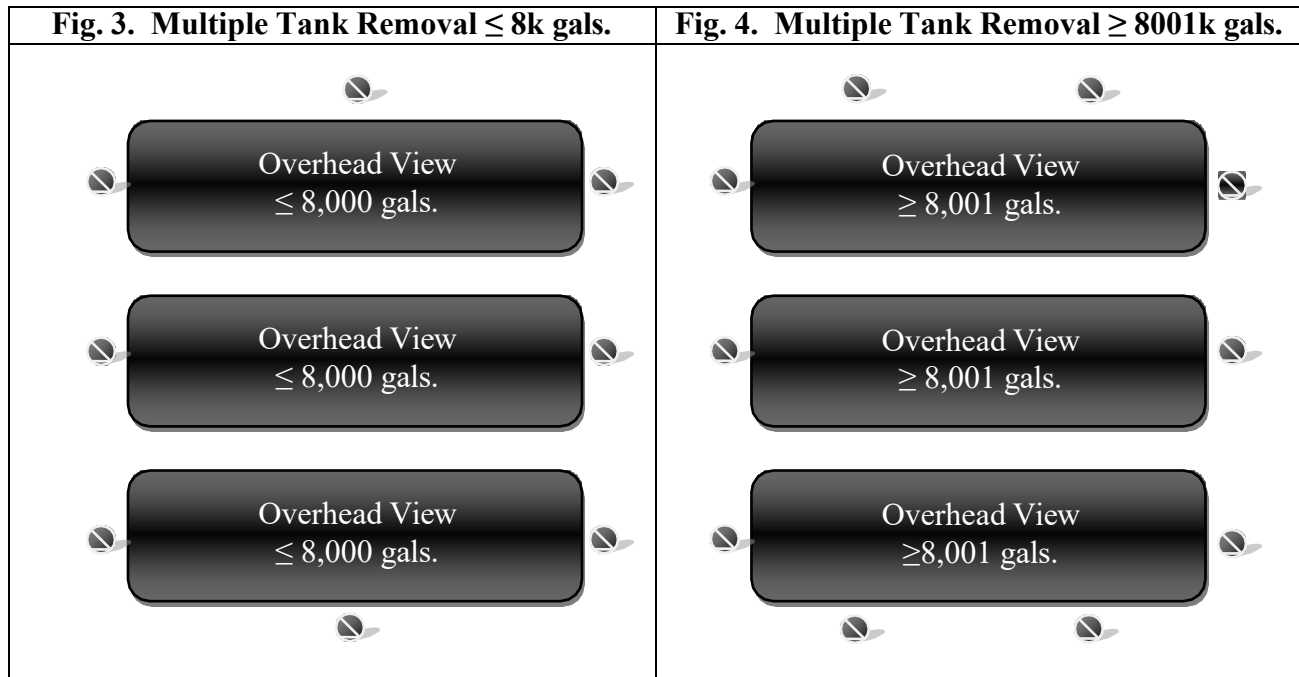
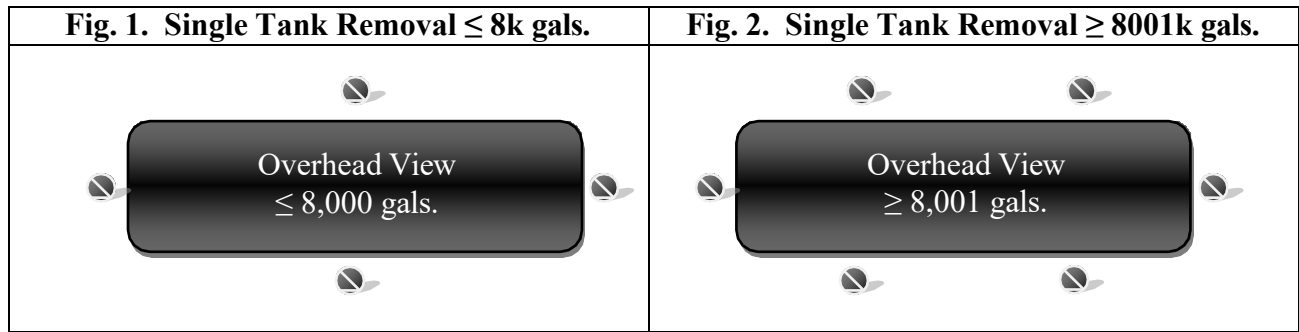
- Drill borings within 3 feet of the tank. The number of borings will depend on the number and sizes of tanks buried. See variance application diagram (attached).
- Place borings in native soil, to a depth of 1 to 3 feet below tank bottoms.
- Groundwater must be sampled if encountered.
- Drill a boring every 20 feet along piping runs, at a depth of 1 to 3 feet below trench bottom.
- Drill a boring within 3 feet of each dispenser (supply side). If dispensers are located within 15 feet of each other on the same fuel island, collect one sample from each fuel island, on the supply side.

SAMPLES

- Soil samples should be collected in accordance with EPA Method 5035A for BTEX and TPH-GRO. Laboratory analysis of BTEX should be performed in accordance with EPA methods 8021 or 8260. Laboratory analysis of TPH-GRO should be performed in accordance with the OK DEQ GRO method.
- Water samples should be collected in accordance with EPA Method 5030C for BTEX and TPH-GRO. Laboratory analysis of BTEX should be performed in accordance with EPA methods 8021 or 8260. Laboratory analysis of TPH-GRO should be performed in accordance with the OK DEQ GRO method.
- TPH-DRO samples should be collected and analyzed in accordance with the OK DEQ DRO method.
- Alternatively, TPH can be sampled and analyzed in accordance with method TNRCC 1005 as long as the laboratory's reporting limit meets the OCC action levels for low-concentration samples. (Note for soil samples, a 10-gram sample collected with a coring device and placed in unpreserved, pre-weighed VOA vials is required for method TNRCC 1005, instead of a 5-gram sample in pre-weighed VOA vials preserved in methanol as required for the EPA Method 5035A.)
- All samples should be analyzed for BTEX and the appropriate TPH range(s).
- All samples should be analyzed by a laboratory that has current DEQ accreditations for the matrix, method, and analyte of the specific analysis being performed.

PSTD Sampling Requirements for In-place Closures

 = Boring Location



**** If only one (1) tank within a multi-tank pit is to be closed in-place, the sampling protocol illustrated in Figs. 5 and 6 (depending on the size of the tank) should be used to cover all four (4) sides of the tank pit. Sampling at the ends of the tank will only be required of the tank is being closed in-place.**

NOTE: Samples should be collected within approximately 3 feet of the tank. Place borings in native soil to a depth of 1 to 3 ft. beneath the tank bottom. If lines are to remain in-place, then borings are required to be drilled every 20 feet along the piping run at a depth of 1 to 3 feet of the trench bottom.