

IMPORTANT NOTE ABOUT ECF SERVICE LIST – PLEASE READ BEFORE FILING:

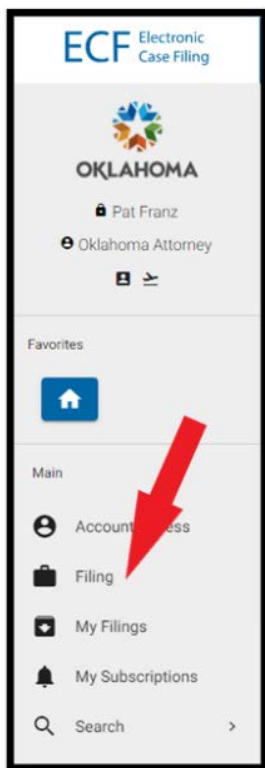
- The ECF Service List is the list of email address that will receive notices of case activity for a particular case – e.g., document filings or new docket entries.
- The email address of the Filer initiating/filing a new case (and paying the filing fee) is automatically placed on the ECF Service List by the System.
- If you were **not** the ECF Filer whose credentials were used to file the Application (or other initiating document) when the **case** was originally filed, **please file an Entry of Appearance to ensure you are placed on the ECF Service List** and receive e-mail notifications of all activity in the case.
- For those Filers who did NOT initiate the case, the Court Clerk’s Office staff will review all Entries of Appearance to include additional ECF Filers on the ECF Service List.
- **If you are filing after hours, this review by the Court Clerk’s Office will occur the next business day.**
- Until you are placed on the ECF Service List, you may confirm your filing by clicking on the case number after you are through filing to see whether the document is listed in the Case Docket (as discussed in the instructions below).

All documents filed/uploaded into ECF must be in Portable Document Format (PDF).

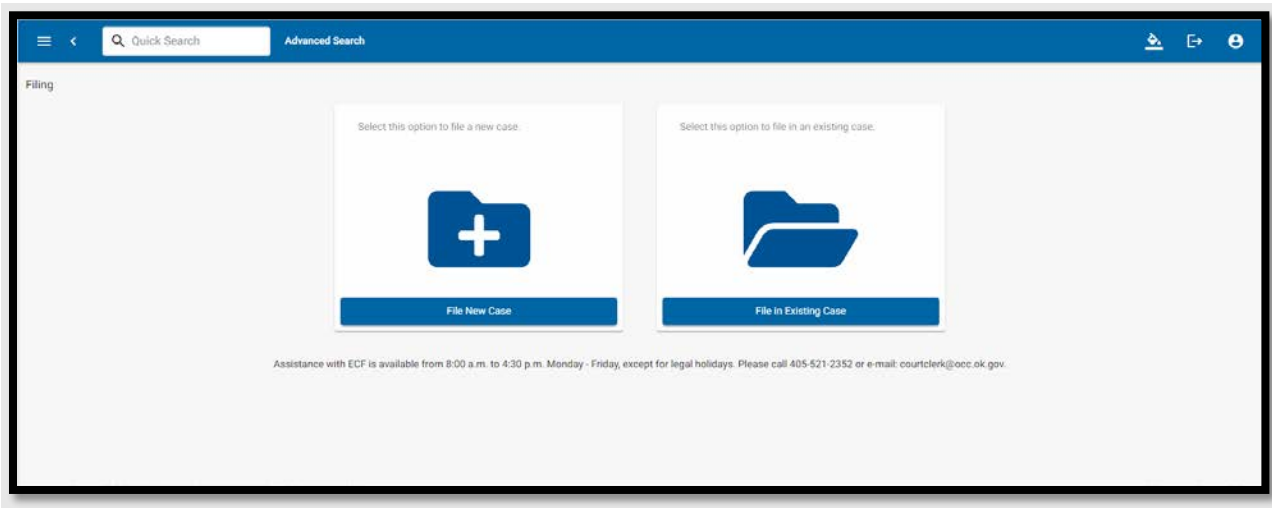
The size limit is twenty-five megabytes (25 MB) per document.

- **If a document has attachments, those can be uploaded as a part of the main document OR as separate documents related to the main document.**
- One benefit of filing attachments separately is the ability to navigate quickly to the attachments from the Case Docket in ECF.
- In addition, when attachments are filed as separate, but related, documents, each attachment can *also* be up to 25 MB in size.
- As discussed below, the system will prompt you through this process for filing attachments as separate documents.

To file a document in an existing case, click on the “briefcase” Filing icon on the left vertical ECF Menu:



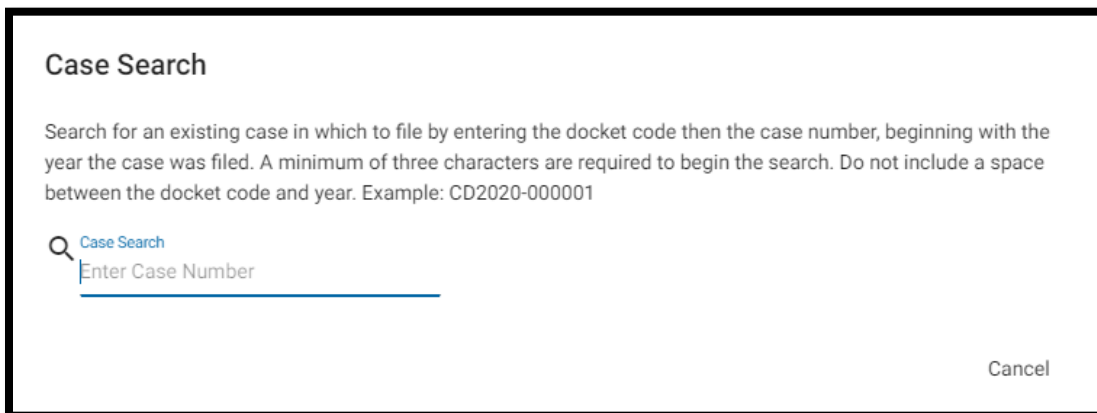
On the Filing Screen, click **File in Existing Case**:



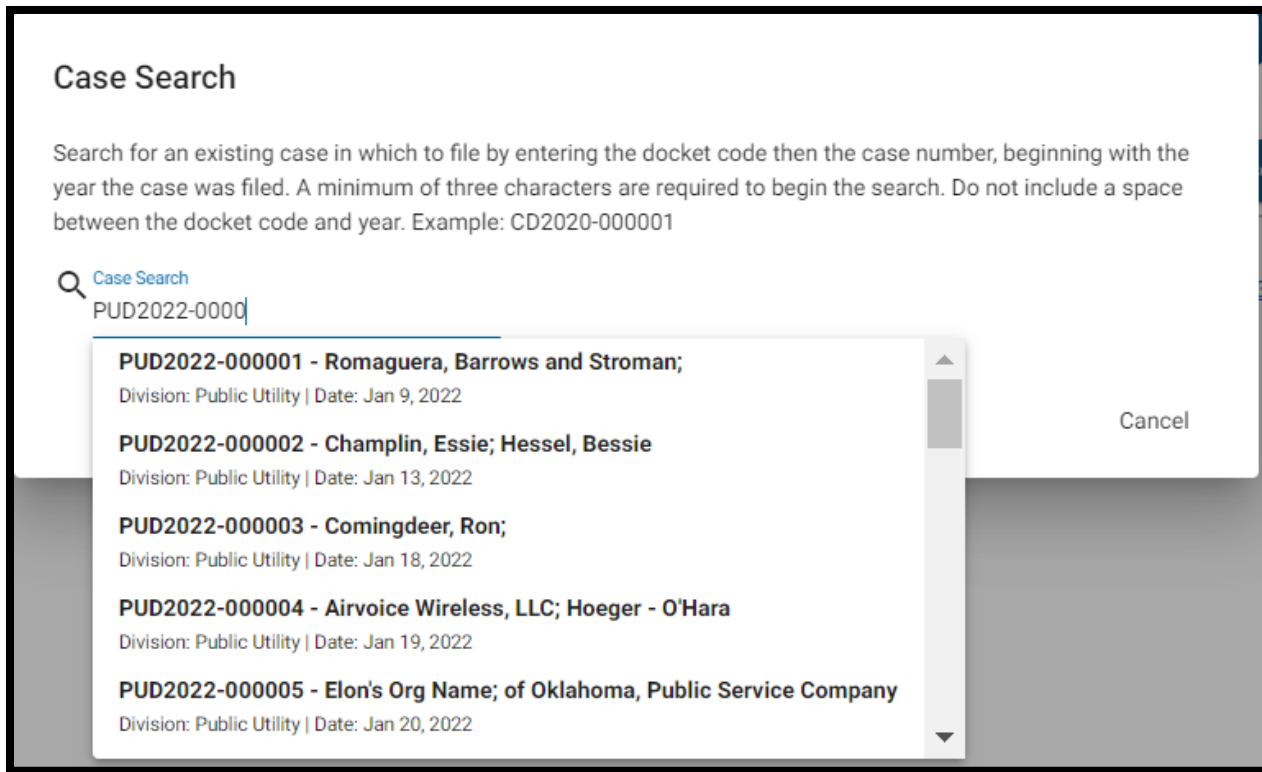
A Case Search pop-up will open. Starting with the two-letter docket code, type as much of the case number as you can in this format: **XXYYYY-#####**

A minimum of three characters is required.

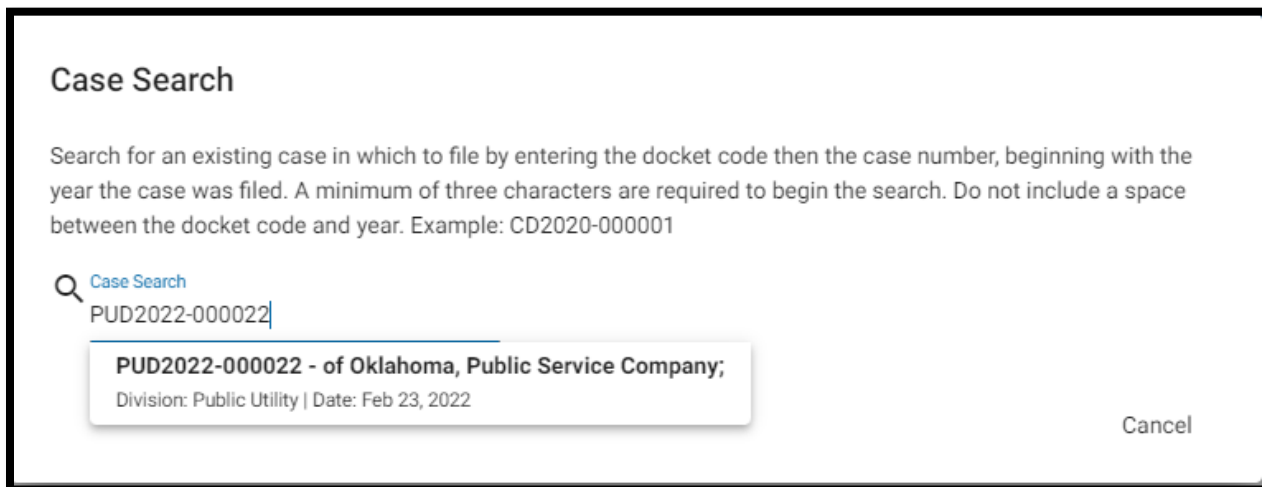
NOTE: For those “Transitional Cases” filed prior to the ECF launch and now open in ECF, translate the original case number into the new ten (10) character ECF format, *e.g.*, to file in CD 202200300, search for CD2022-000300. **You must include the dash and the docket code.**



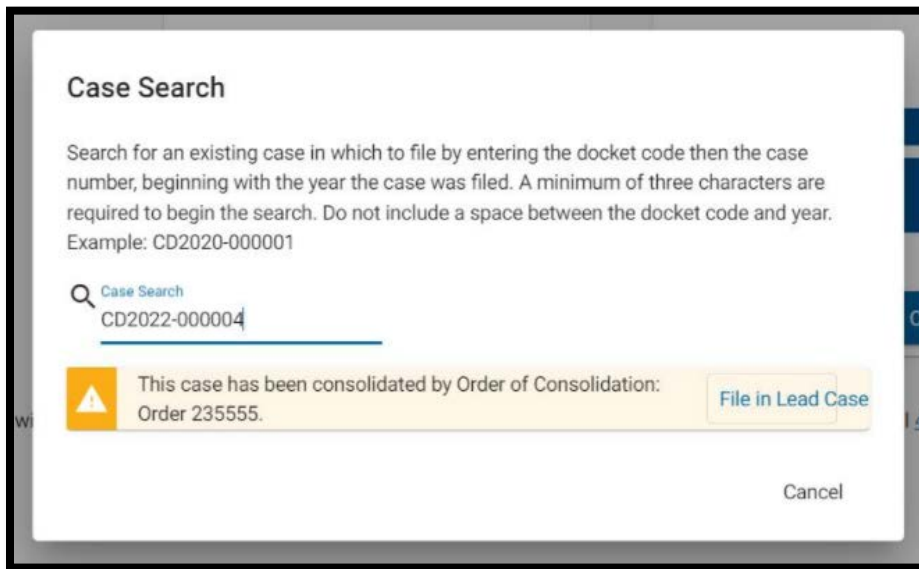
The more characters typed results in a shorter selection of cases in the drop-down list from which to choose:



Click on the name of the case in which you would like to file:

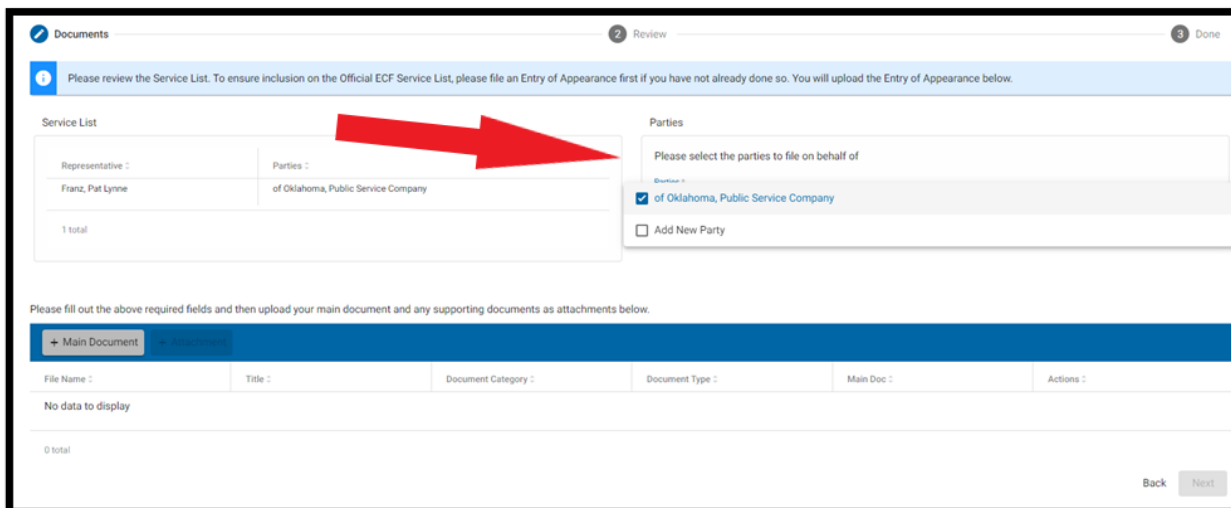


NOTE: If the case in which you would like to file has been consolidated with other cases per a Commission order, the ECF System will direct you to file in the “lead” case as designated in the order of consolidation. To do so, click **File in Lead Case**:



NOTE: If the Application in the Case was not filed under your credentials and you have not filed an Entry of Appearance, you must do so in order to be included on the Official ECF Service List and receive email notifications in the case.

On the Documents page, use the drop-down list of parties to the case to indicate the party for which the document is being uploaded:



NOTE: If the party on behalf of which the document is being filed is not in the dropdown list, check the **Add New Party** box.

A **Search for Party** pop-up box will open.

Begin typing the name of the party to determine if the party is listed in the ECF System entity database and click **Search**:

Search for Party

Name public | Email | Phone Number | Tax ID | Search Q | Create a New Party →

Party Name : Individual Type : Email : Org Name : Address :

Party Not Found...

0 Records

If the name of the party is in the search results list, click on the name.

If the party is not in the search results, click **Create a New Party**:

Search for Party

Name New Party Test | Email | Phone Number | Tax ID | Search Q | Create a New Party →

Party Name : Individual Type : Email : Org Name : Address :

Party Not Found...

A **New Entity Information** pop-up window will open:

New Entity Information

1 Main | 2 Contact Info | 3 Other Info

Entry Type *
Select Entity Type

Cancel Next

Use the **Select Entity Type** field to select the new party's type (*i.e.*, individual or type of business entity):

Individual

Limited Partnership

Cooperative

Partnership

Corporation

Professional Corporation

Irrevocable Trust

Professional Limited Liability Company

Joint Venture

Revocable Trust

Limited Liability Partnership

Sole Proprietorship

Limited Liability Company

State Agency or Instrumentality

The screenshot shows the 'New Entity Information' form at the 'Main' step. A progress bar at the top indicates three steps: 1. Main (active), 2. Contact Info, and 3. Other Info. A dropdown menu for 'Entity Type' is open, displaying the following options: -- Select Any --, Sole Proprietorship, Partnership, Limited Partnership, Joint Venture, and Cooperative. The 'Next' button is visible in the bottom right corner.

Once the Entity Type is selected, fill in the Contact Information pop-up screens.

NOTE: Required fields are marked with an asterisk.

The screenshot shows the 'New Entity Information' form at the 'Contact Info' step. The progress bar at the top shows three steps: 1. Main, 2. Contact Info (active), and 3. Other Info. The form is divided into two sections: 'Contact Info' and 'Address'. The 'Contact Info' section has fields for 'Contact First Name*' and 'Contact Last Name'. The 'Address' section is split into 'Mailing Address' and 'Physical Address', each with fields for 'Attention', 'Address Line 1*', 'Address Line 2', 'City*', 'State/Province*' (set to Oklahoma), and 'Zip/Postal Code*'. A 'Copy mailing address' button is located between the two address sections. 'Back' and 'Next' buttons are at the bottom right.

If the physical address is the same as the mailing address, be sure to fill out all sections of the mailing address, including the zip code, before clicking on **Copy mailing address** address:

The screenshot shows the 'New Entity Information' form with the 'Address' section expanded. It contains two columns of address information. The left column is for the 'Mailing Address' and the right column is for the 'Physical Address'. Both columns have identical fields: 'Attention' (Test New Entity), 'Address Line 1*' (123 Tester Street), 'Address Line 2', 'City*' (Oklahoma City), 'State/Province*' (Oklahoma), and 'Zip/Postal Code**' (73105). A 'Copy mailing address' button is located to the right of the 'Physical Address' header. At the bottom right of the form, there are 'Back' and 'Next' buttons.

Use the right scroll bar in the New Entity pop-up screen to scroll down to fill in telephone and email address information.

NOTE: If you cannot see the scroll bar, use your browser settings to zoom out to show more of the screen.

The screenshot shows the 'New Entity Information' form with the 'Phone' and 'Email' sections expanded. The 'Phone' section has an 'Add Phone #' button, a phone number field with '(405) 867-5309', an 'Extension' field, a 'Phone Type*' dropdown menu set to 'Work Cell', and a checked 'Primary?' checkbox with a 'Remove' button. The 'Email' section has an 'Add Email' button, an 'Email Address*' field with 'NewEntityTest@gmail.com', and a checked 'Primary?' checkbox. At the bottom right of the form, there are 'Back' and 'Next' buttons.

Once the Address, Phone and Email fields are completed, click **Next**.

If the page does not advance, scroll back up to see if any required information has been omitted.

Once the page advances, fill in any applicable Identification Numbers or other Program Area-specific information for the new entity and click **Save**:

New Entity Information

✓ Main ✓ Contact Info ✓ Other Info

Attorney Bar Info Add Attorney Bar Info

Other Info

Drivers License Number State: Select State Operator Number

Secretary Of State Filing Number Public Utility Customer Id Facility Id

Pin Number US DOT Motor Carrier Number

Tank Owner Id Licensee Id Antifreeze Permit Id

Pipeline Operator Id

Back Save

Once the New Entity is saved, select the New Entity as the party on behalf of which you are filing.

Begin document filing by clicking **Main Document**.

Documents Review Done

* Indicates Required Fields

Please review the Service List. To ensure inclusion on the Official ECF Service List, please file an Entry of Appearance first if you have not already done so. You will upload the Entry of Appearance below.

Service List

Representative :	Parties :
Franz, Pat Lynne	of Oklahoma, Public Service Company
1 total	

Parties

Please select the parties to file on behalf of

of Oklahoma, Public Service Company

Entity, Test New

Add New Party

Please fill out the above required fields and then upload your main document and any supporting documents as attachments below.

+ Main Document

File Name :	Title :	Document Category :	Document Type :	Main Doc :	Actions :
No data to display					

Once you click **Main Document**, a pop-up box, including a warning regarding redaction requirements will appear.

Read the notice, ensure that you have made any required redactions, and click the redaction rule acknowledgement:

The screenshot shows a pop-up window titled "Upload Document". At the top, there is a yellow warning box with a triangle icon and the text: "Warning: You must read and agree to below notices before uploading documents." Below this is a red caution box with the text: "Caution: All documents filed with the Commission using ECF will be visible to the public on the OCC website. It is your responsibility to redact confidential information from any electronically filed document." This is followed by a paragraph of text: "Unredacted documents containing confidential information must be filed in paper with the OCC Court Clerk's Office. A Confidential Cover Page with a brief description of what is being filed must also be filed through ECF. See 165:5-1-5(h). For questions re: filing confidential documents, please contact the Court Clerk's Office at 405-521-2352 or e-mail: courtclerk@occ.ok.gov." Below this is a red "Redaction Notice:" section with the text: "The responsibility for redacting personal data identifiers as required in 165:5-1-5(i), or as otherwise required by law, rests solely with counsel and the parties. The OCC will not review documents for compliance with redaction requirements, seal documents containing personal data identifiers, or redact documents." There is a checked checkbox with the text: "I acknowledge that I have read and agree to the Redaction Notice." Below the checkbox is the text "No file uploaded yet" and a "Browse" button. There are two dropdown menus: "Document Category *" and "Document Type *". Below these is a "Title" input field. At the bottom right are "Cancel" and "Upload" buttons.

Click **Browse** to select a document to upload.

NOTE: In this example, the document is a Motion to Associate Counsel with three attachments. The attachments will be filed as separate documents, rather than as part of the main document.

Use the drop-down boxes to elect the **Document Category** and **Document Type**:

Upload Document

Warning: You must read and agree to below notices before uploading documents.

Caution: All documents filed with the Commission using ECF will be visible to the public on the OCC website. It is your responsibility to redact confidential information from any electronically filed document.

Unredacted documents containing confidential information must be filed in paper with the OCC Court Clerk's Office. A Confidential Cover Page with a brief description of what is being filed must also be filed through ECF. See 165:5-1-5(h). For questions re: filing confidential documents, please contact the Court Clerk's Office at 405-521-2352 or e-mail: courtclerk@occ.ok.gov.

Redaction Notice:
The responsibility for redacting personal data identifiers as required in 165:5-1-5(i), or as otherwise required by law, rests solely with counsel and the parties. The OCC will not review documents for compliance with redaction requirements, seal documents containing personal data identifiers, or redact documents.

Judicial reports

Miscellaneous - Docket or Relief Specific

Miscellaneous - General

Motion/Response/Brief

OUSF Forms

Reports

Response To Application or Complaint

Document Type *

Browse

Cancel Upload

Upload Document

Warning: You must read and agree to below notices before uploading documents.

Caution: All documents filed with the Commission using ECF will be visible to the public on the OCC website. It is your responsibility to redact confidential information from any electronically filed document.

Unredacted documents containing confidential information must be filed in paper with the OCC Court Clerk's Office. A Confidential Cover Page with a brief description of what is being filed must also be filed through ECF. See 165:5-1-5(h). For questions re: filing confidential documents, please contact the Court Clerk's Office at 405-521-2352 or e-mail: courtclerk@occ.ok.gov.

Redaction Notice:
The responsibility for redacting personal data identifiers as required in 165:5-1-5(i), or as otherwise required by law, rests solely with counsel and the parties. The OCC will not review documents for compliance with redaction requirements, seal documents containing personal data identifiers, or redact documents.

I acknowledge that I have read and agree to the Redaction Notice.

Motion to Associate Counsel.pdf

Document Category *

Motion/Response/Brief

Title

Browse

Application/Motion for Emergency Relief

Motion by Out of State Attorney to Enter Appearance

Motion for Discovery

Motion for Order Determining Notice Requirements

Motion for Other Relief

Motion for Procedural Order

Type the title of the document as it appears on the document and click **Upload**.

NOTE: If you cannot see the **Upload** button, adjust the Zoom in your browser down to show more of the pop-up box on your screen.

Upload Document

Warning: You must read and agree to below notices before uploading documents.

Caution: All documents filed with the Commission using ECF will be visible to the public on the OCC website. It is your responsibility to redact confidential information from any electronically filed document.

Unredacted documents containing confidential information must be filed in paper with the OCC Court Clerk's Office. A Confidential Cover Page with a brief description of what is being filed must also be filed through ECF. See 165:5-1-5(h). For questions re: filing confidential documents, please contact the Court Clerk's Office at 405-521-2352 or e-mail: courtclerk@occ.ok.gov.

Redaction Notice:
The responsibility for redacting personal data identifiers as required in 165:5-1-5(i), or as otherwise required by law, rests solely with counsel and the parties. The OCC will not review documents for compliance with redaction requirements, seal documents containing personal data identifiers, or redact documents.

I acknowledge that I have read and agree to the Redaction Notice.

Motion to Associate Counsel.pdf Browse

Document Category * Document Type *
 Motion/Response/Brief Motion by Out of State Attorney to Enter Appearance

Title
 Motion to Associate Counsel

Cancel Upload

To add the first of three attachments listed as separate document, click **Attachment:**

Documents 2 Review 3 Done

Please review the Service List. To ensure inclusion on the Official ECF Service List, please file an Entry of Appearance first if you have not already done so. You will upload the Entry of Appearance below.

Service List		Parties
Representative : Franz, Pat Lynne 1 total	Parties : of Oklahoma, Public Service Company	Please select the parties to file on behalf of Parties of Oklahoma, Public Service Company

Please fill out the above required fields and then upload your main document and any supporting documents as attachments below.

+ Attachment

File Name	Title	Document Category	Document Type	Main Doc	Actions
1647283713204-Motion to Associate Counsel.pdf	Motion to Associate Counsel	Motion/Response/Brief	Motion by Out of State Attorney to Enter Appearance	Yes	Edit Delete
1 total					

Back Next

The first attachment is the Application Registration of Out of State Attorney.

Check the Redaction Notice box.

Click **Browse** to select a PDF to upload.

Use the Dropdown lists to select the **Document Category** (Miscellaneous – General) and the **Document Type** (Other):

When all of the information is correct, click **Upload**:

Upload Document

Warning: You must read and agree to below notices before uploading documents.

Caution: All documents filed with the Commission using ECF will be visible to the public on the OCC website. It is your responsibility to redact confidential information from any electronically filed document.

Unredacted documents containing confidential information must be filed in paper with the OCC Court Clerk's Office. A Confidential Cover Page with a brief description of what is being filed must also be filed through ECF. See 165:5-1-5(h). For questions re: filing confidential documents, please contact the Court Clerk's Office at 405-521-2352 or e-mail: courtclerk@occ.ok.gov.

Redaction Notice:
The responsibility for redacting personal data identifiers as required in 165:5-1-5(i), or as otherwise required by law, rests solely with counsel and the parties. The OCC will not review documents for compliance with redaction requirements, seal documents containing personal data identifiers, or redact documents.

I acknowledge that I have read and agree to the Redaction Notice.

Application Out of State Attorney.pdf Browse

Document Category *
Miscellaneous - General

Document Type *
Other Document

Title *
Application Out of State Attorney Registration

Cancel Upload

1 Documents
2 Review
3 Done

Please review the Service List. To ensure inclusion on the Official ECF Service List, please file an Entry of Appearance first if you have not already done so. You will upload the Entry of Appearance below.

Service List

Representative :	Parties :
Franz, Pat Lynne	of Oklahoma, Public Service Company
1 total	

Parties

Please select the parties to file on behalf of

Parties
of Oklahoma, Public Service Company

Please fill out the above required fields and then upload your main document and any supporting documents as attachments below.

+ Attachment

File Name :	Title :	Document Category :	Document Type :	Main Doc :	Actions :
1647282713204 Motion to Associate Counsel.pdf	Motion to Associate Counsel	Motion/Response/Brief	Motion by Out of State Attorney to Enter Appearance	Yes	✎ Edit ✖ Delete
164728201060 Application Out of State Attorney.pdf	Application Out of State Attorney Registration	Motion/Response/Brief	Other Document	No	✎ Edit ✖ Delete
2 total					

Back Next

Click **Attachment** to add the second attachment – a Certificate of Good Standing.

Follow the same steps for this attachment:

Upload Document

Warning: You must read and agree to below notices before uploading documents.

Caution: All documents filed with the Commission using ECF will be visible to the public on the OCC website. It is your responsibility to redact confidential information from any electronically filed document.

Unredacted documents containing confidential information must be filed in paper with the OCC Court Clerk's Office. A Confidential Cover Page with a brief description of what is being filed must also be filed through ECF. See 165:5-1-5(h). For questions re: filing confidential documents, please contact the Court Clerk's Office at 405-521-2352 or e-mail: courtclerk@occ.ok.gov.

Redaction Notice:
The responsibility for redacting personal data identifiers as required in 165:5-1-5(i), or as otherwise required by law, rests solely with counsel and the parties. The OCC will not review documents for compliance with redaction requirements, seal documents containing personal data identifiers, or redact documents.

I acknowledge that I have read and agree to the Redaction Notice.

Certificate of Good Standing_Texas.pdf Browse

Document Category * Document Type *
 Miscellaneous - General Other Document

Title *
Certificate of Good Standing

Cancel Upload

Documents
Review
Done

Please review the Service List. To ensure inclusion on the Official ECF Service List, please file an Entry of Appearance first if you have not already done so. You will upload the Entry of Appearance below.

Service List

Representative :	Parties :
Frantz, Pat Lynne	of Oklahoma, Public Service Company
1 total	

Parties

Please select the parties to file on behalf of

Parties
of Oklahoma, Public Service Company

Please fill out the above required fields and then upload your main document and any supporting documents as attachments below.

+ Attachment

File Name :	Title :	Document Category :	Document Type :	Main Doc :	Actions :
1647281713204-Motion to Associate Counsel.pdf	Motion to Associate Counsel	Motion/Response/Brief	Motion by Out of State Attorney to Enter Appearance	Yes	Edit Delete
1647285201060-Application Out of State Attorney.pdf	Application Out of State Attorney Registration	Motion/Response/Brief	Other Document	No	Edit Delete
1647285799019-Certificate of Good Standing_Texas.pdf	Certificate of Good Standing	Motion/Response/Brief	Other Document	No	Edit Delete

Click **Attachment** to add the third attachment – an OBA Certificate of Compliance.

Follow the same steps:

Upload Document

Warning: You must read and agree to below notices before uploading documents.

Caution: All documents filed with the Commission using ECF will be visible to the public on the OCC website. It is your responsibility to redact confidential information from any electronically filed document.

Unredacted documents containing confidential information must be filed in paper with the OCC Court Clerk's Office. A Confidential Cover Page with a brief description of what is being filed must also be filed through ECF. See 165:5-1-5(h). For questions re: filing confidential documents, please contact the Court Clerk's Office at 405-521-2352 or e-mail: courtclerk@occ.ok.gov.

Redaction Notice:
The responsibility for redacting personal data identifiers as required in 165:5-1-5(i), or as otherwise required by law, rests solely with counsel and the parties. The OCC will not review documents for compliance with redaction requirements, seal documents containing personal data identifiers, or redact documents.

I acknowledge that I have read and agree to the Redaction Notice.

OBA Certificate of Compliance.pdf Browse

Document Category *
Miscellaneous - General

Document Type *
Other Document

Title *
OBA Certificate of Compliance

Cancel Upload

Once the main document and all attachments have been uploaded, click **Next**:

Documents Review 3 Done

Please review the Service List. To ensure inclusion on the Official ECF Service List, please file an Entry of Appearance first if you have not already done so. You will upload the Entry of Appearance below.

Service List

Representation :	Parties :
Frank Pitt Lyons	LF Oklahoma, Public Service Company
1 view	

Parties

Please select the parties to file on behalf of

Frank of Oklahoma, Public Service Company

Please fill out the above required fields and then upload your main document and any supporting documents as attachments below.

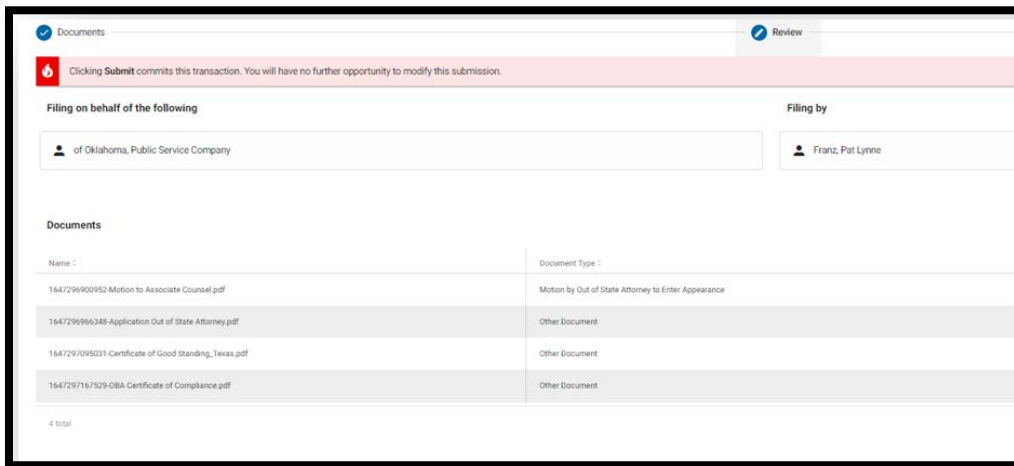
+ Attachment

File Name :	Title :	Document Category :	Document Type :	Main Doc :	Actions :
16470903092 Motion to Appoint Counsel.pdf	Motion Appoint Counsel	Motion Response/Reply	Motion by Out of State Attorney to Enter Appearance	Yes	✎ Edit ✖ Delete
16470903048 Application Out of State Attorney.pdf	Application Out of State Attorney Registration	Miscellaneous - General	Other Document	No	✎ Edit ✖ Delete
164724109021 Certificate of Good Standing Texas.pdf	Certificate of Good Standing in Texas	Miscellaneous - General	Other Document	No	✎ Edit ✖ Delete
1647241761529 OBA Certificate of Compliance.pdf	OBA Certificate of Compliance	Miscellaneous - General	Other Document	No	✎ Edit ✖ Delete

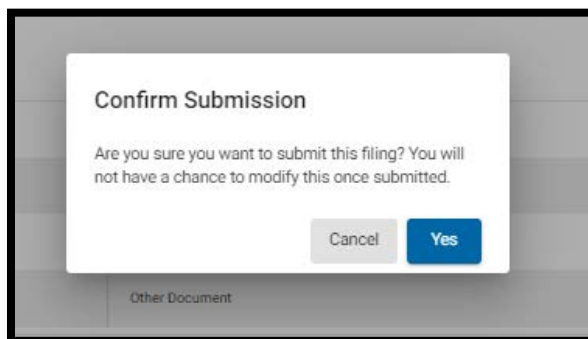
Back Next

Use the next screen to review the document information for accuracy, prior to clicking **Submit**.

Use **Back** (next to **Submit**) rather than the back button on your browser to edit.



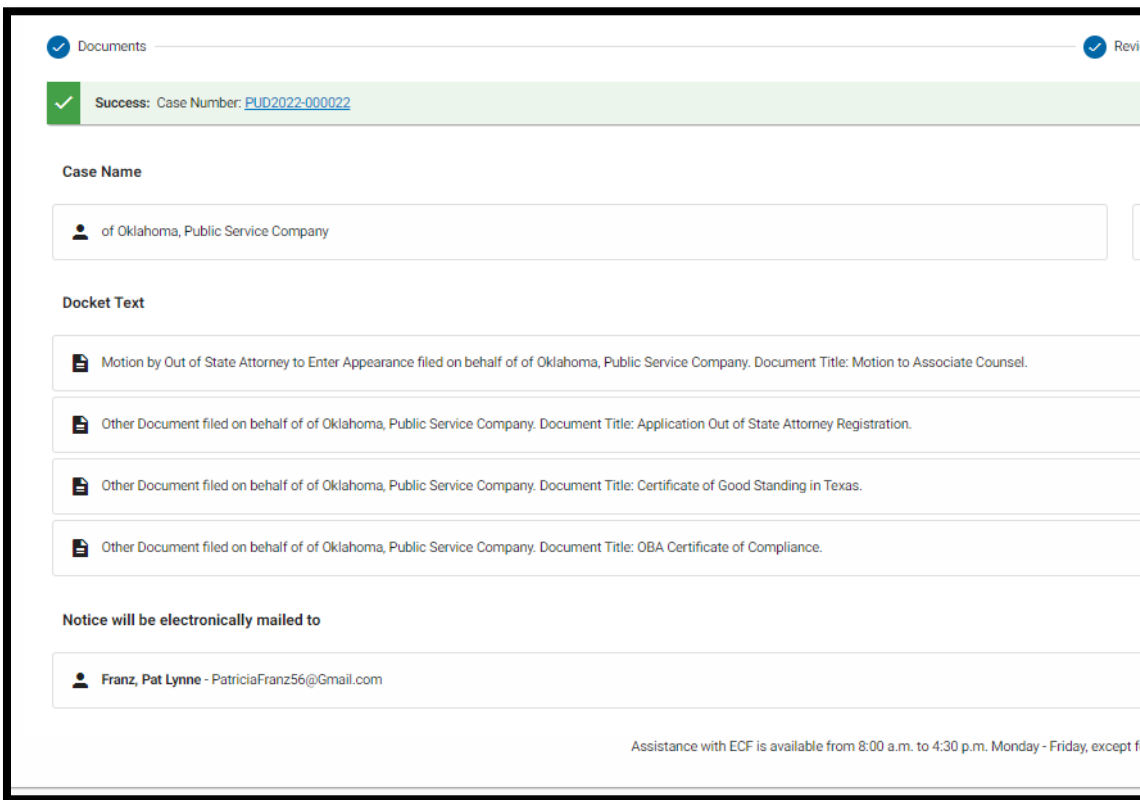
A **Confirm Submission** pop-up screen will open. This is the last opportunity to cancel the filing:



The next screen will list the documents you have just uploaded.

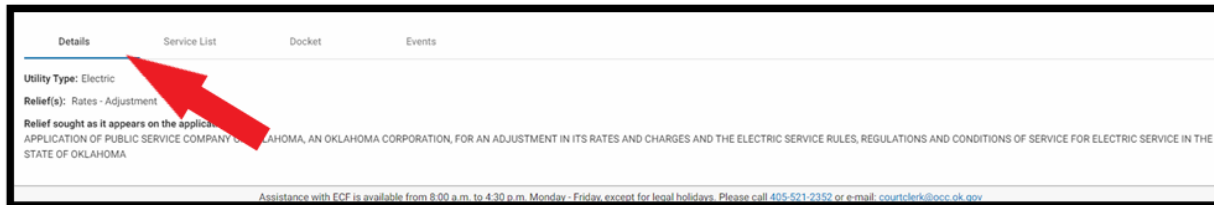
Note: As discussed above, if were not the original case filer and have not filed an Entry of Appearance, you will not receive an email notification of the filing. Check the next screen and the Case Docket Tab of the case, to confirm upload.

Click the case number link, at the top left, to view information about the case.



Case information will be available on the four tabs on the Case screen – Details, Service List (this is not the ECF Service List of email recipients. It is a list of all parties to the case); Docket; Events.

Case Details:



The documents and links to the document images will be listed on the Docket tab:

Case Number: PUD2022-000022		Program Area: Public Utility	
Filing Date: Feb 23, 2022		Docket Type: Public Utility Docket	
Location: OKC		Case Name: of Oklahoma, Public Service Company (Applicant)	
Details	Service List	Docket	Events
Date :	Entry # :	Type :	Text :
2/23/22	1	Document	Notice of Intent to File an Application for General Rate Change filed on be...
2/23/22	1-1	Document	Agreement (e.g. Settlement Agreement) filed on behalf of Oklahoma, Publ...
2/23/22	1-2	Financial	INVOICE #3178402 ADDED WITH FEES: FILING FEE- PUD DOCKET \$100.00 FEE
2/23/22	1-3	Financial	RECEIPT #2154188 APPLIED
3/14/22	2	Document	Motion by Out of State Attorney to Enter Appearance filed on behalf of O...
3/14/22	2-1	Document	Other Document filed on behalf of Oklahoma, Public Service Company. Docu...
3/14/22	2-2	Document	Other Document filed on behalf of Oklahoma, Public Service Company. Docu...
3/14/22	2-3	Document	Other Document filed on behalf of Oklahoma, Public Service Company. Docu...

The file stamp will appear across the top of the documents.

In this example the Motion (main document) is Entry #2 on the Case Docket:

Case PUD 2022-000022 Entry No. 2 Filed in OCC Court Clerk's Office on 03/14/2022 - Page 1 of 2

FILED
OCT 03 2017
COURT CLERK'S OFFICE - OKC
CORPORATION COMMISSION
OF OKLAHOMA

BEFORE THE CORPORATION COMMISSION OF OKLAHOMA

APPLICATION OF PUBLIC SERVICE) COMPANY OF OKLAHOMA, AN) OKLAHOMA CORPORATION, FOR) AN ADJUSTMENT IN ITS RATES AND) CHARGES AND THE ELECTRIC) SERVICE RULES, REGULATIONS AND) CONDITIONS OF SERVICE FOR) ELECTRIC SERVICE IN THE STATE) OF OKLAHOMA)	Cause No. PUD 201700151
--	-------------------------

MOTION TO ASSOCIATE COUNSEL

Public Service Company of Oklahoma moves the Commission for an order permitting

The first attachment is Entry No. 2-1:

Case PUD 2022-000022 Entry No. 2-1 Filed in OCC Court Clerk's Office on 03/14/2022 - Page 1 of 5

APPLICATION **APPROVED** 

OUT OF STATE ATTORNEY REGISTRATION

Gerardo N Huerta, Applicant, respectfully represents:
First Name Middle Name Last Name

1. Applicant is an attorney at law and a member of the law firm of American Electric Power Company


with its principal offices located at 1 Riverside Plaza
Mailing Address

Columbus, Franklin, OH, 43215
City County State Zip Code

The second attachment is Entry No. 2-2:

Case PUD 2022-000022 Entry No. 2-2 Filed in OCC Court Clerk's Office on 03/14/2022 - Page 1 of 1

STATE BAR OF TEXAS



Office of the Chief Disciplinary Counsel


September 14, 2017

Re: Mr. Gerardo Noel Huerta, State Bar Number 24004709

To Whom It May Concern:

This is to certify that Mr. Gerardo Noel Huerta was licensed to practice law in Texas on May 01, 1998, and is an active member in good standing with the State Bar of Texas. #C-12345678

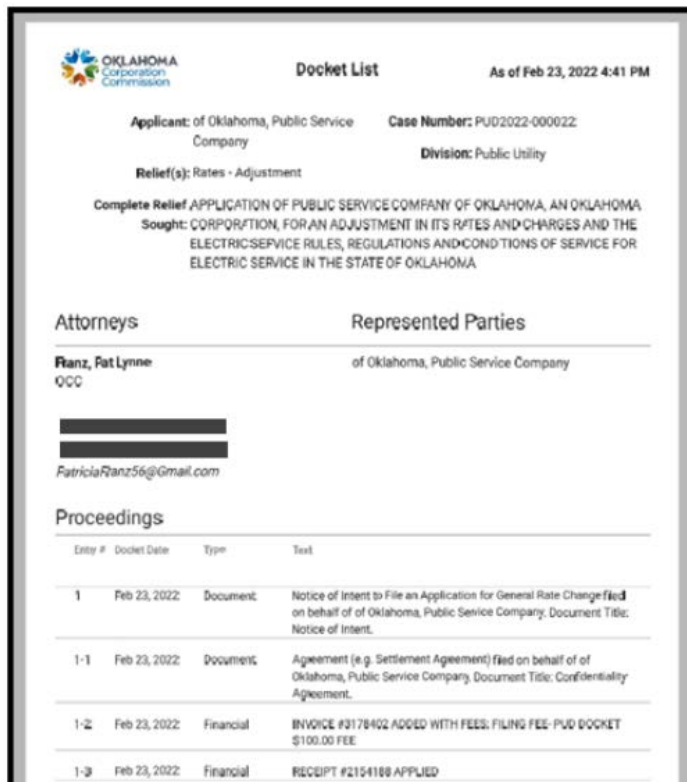
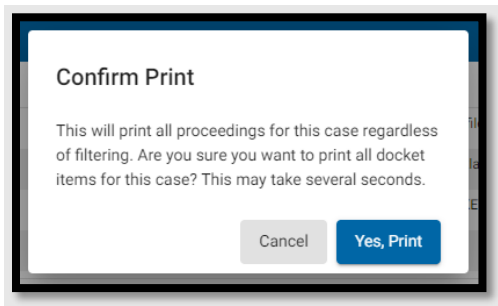
The third attachment is Entry No. 2-3:



On the Case Docket tab, click **Print Docket List** to print a chronological list of all filings and events in the case:

Details Service List <u>Docket</u> Events				
Date :	Entry # :	Type :	Text :	Document Type :
2/23/22	1	Document	Notice of Intent to File an Application for General Rate Change filed on be...	Notice of Intent to File an Applica...
2/23/22	1-1	Document	Agreement (e.g. Settlement Agreement) filed on behalf of Oklahoma, Publi...	Agreement (e.g. Settlement Agree...
2/23/22	1-2	Financial	INVOICE #3178402 ADDED WITH FEES: FILING FEE- PUD DOCKET \$100.00 FEE	
2/23/22	1-3	Financial	RECEIPT #2154188 APPLIED	
3/14/22	2	Document	Motion by Out of State Attorney to Enter Appearance filed on behalf of O...	Motion by Out of State Attorney to ...
3/14/22	2-1	Document	Other Document filed on behalf of Oklahoma, Public Service Company, Docu...	Other Document
3/14/22	2-2	Document	Other Document filed on behalf of Oklahoma, Public Service Company, Docu...	Other Document
3/14/22	2-3	Document	Other Document filed on behalf of Oklahoma, Public Service Company, Docu...	Other Document

A pop-up confirmation window will appear. Click **Yes, Print**:



To download a zip file of all documents filed in the case, make sure that pop-ups are enabled in browser settings and click **Download Documents**.

A pop-up confirmation window will open. Click **Yes, Download**. An additional pop-up window will open to allow you to save the documents to a designated location.

