

Oklahoma Board of Nursing

Fiscal Year 2023 Annual Report



Including Nursing Education Program
and Nurse Population Data
July 1, 2022 to June 30, 2023

Oklahoma Board of Nursing

FY 2023



**Annual Report and Statistical Data for the Fiscal Year
Ended June 30, 2023**

J. Kevin Stitt, Governor

Jenny Barnhouse, DNP, RN, Executive Director

This publication is issued by the Oklahoma Board of Nursing as authorized by the Oklahoma Nursing Practice Act [59 O.S. §567.1 et seq.] and is located at the following website:
<http://www.oklahoma.gov/nursing>

This publication has been submitted in compliance with Section 3-114 of Title 65 of the Oklahoma Statutes.

Table of Contents

Current Board Members/Appointment Information.....	1
Mission ~ Vision ~ Values.....	2
General Functions.....	3
Board Staff ~ Organizational Components.....	4
Executive Division.....	5
Regulatory Services Division.....	11
Peer Assistance Program.....	44
Investigative Division.....	53
Nurse Population Data.....	59



Board Members

<u>Name</u>	<u>Term Expires</u>	<u>Geographic District</u>
Shelly Swalley, MS, RN Nursing Education	5/31/2023*	8
Kathy O'Dell, DNP, APRN-CNP, RN, CEN, NEA-BC, Nursing Service, Acute Care	5/31/2024	6
Kyle Leemaster, MBA, RN Nursing Service, Acute Care	5/31/2025	4
Amber Garretson, APRN-CNS, CCRN Advanced Practice Nursing	5/31/2026	5
Nikole Hicks, PhD, RN, CNE Nursing Education	5/31/2026	1
Callie Rinehart, MSN, RN, CPN	5/31/2027	3
Lindsay Potts, LPN	5/31/2023*	2
Shawn Stachovic, LPN	5/31/2026	4
Shaston Salie, LPN Long Term Care	5/31/2027	3
Georgina 'Gina' Calhoun Public Member	co-term w/ Governor	3
Marisa Wrape Public Member	co-term w/ Governor	2

The Board is composed of eleven members appointed by the Governor: six Registered Nurses, three Licensed Practical Nurses, and two public members. Members serve for a period of five years, except for public members, who serve coterminously with the Governor.

*Board Member serves until replacement appointment is made.



Mission~Vision~Values

Mission

Public Protection Through Nursing Regulation.

Vision

Top Ten Nursing Board.

Values

Collaborative

Integrity

Accountable

Growth Mindset



General Functions

1. Prescribe standards for educational programs preparing persons for licensure or certification as Advanced Practice Registered Nurses, Registered Nurses, Licensed Practical Nurses, or Advanced Unlicensed Assistants.
 - A. Provide for surveys of nursing education programs according to the *Rules*.
 - B. Approve nursing education programs and advanced unlicensed assistant training programs that meet the prescribed standards.
 - C. Deny or withdraw approval of educational programs for failure to meet or maintain prescribed standards.
2. Administer the National Council Licensure Examination (NCLEX) for Registered and Practical Nurses in accordance with the National Council of State Boards of Nursing, Inc., contract.
3. Administer the advanced unlicensed assistant certification examination in accordance with the contractual agreement with the test service.
4. Provide initial licensure and renewal of licensure of duly qualified applicants, including:
 - A. Licensure by examination for new graduates.
 - B. Licensure by endorsement for nurses licensed in other states or educated in foreign countries.
 - C. Reinstatement of lapsed license and return to active status applications.
5. Issue/renew license to Advanced Practice Registered Nurses meeting established requirements.
6. Issue/renew prescriptive authority recognition to Advanced Practice Registered Nurses meeting established requirements.
7. Maintain a Peer Assistance Program for nurses whose competencies may be compromised by drug abuse or dependency.
8. Investigate complaints of alleged violations of the *Oklahoma Nursing Practice Act* and *Rules* of the Board.
9. Conduct hearings upon charges calling for disciplinary action.
10. Promulgate rules to implement the *Oklahoma Nursing Practice Act*.
11. Maintain records of all licensed nurses and advanced unlicensed assistants. Provide the records for public inspection under the provisions of the *Open Records Act*.



Organization

(as of June 30, 2023)

Executive

Jenny Barnhouse, DNP, RN
Executive Director

Sandra Ellis, CPM
Executive Assistant

Mike Starchman, RN, CPA
Business Manager

Regulatory Services Division

Jackye Ward, MS, RN
Deputy Director for Regulatory Services

Madison Edwards, MSN, RN
Associate Director, Nursing Practice

Terri Walker, MS, RN
Nursing Education Consultant

Darcy Hammond, MS, RN
Licensing Manager

Melanie Russell, BA
Licensing Specialist

Laura Ashbaker, ADN, RN
Licensing Analyst

Janet Campbell
Legal Secretary

Romelda Daniels, BA
Administrative Technician/Receptionist

Dana Hall, AA
Administrative Technician

Darma Miner
Administrative Technician

Karen Murdock
Administrative Technician

Keziah Price
Administrative Technician

Peer Assistance Program

Melissa Monroe, DNP, RN
Program Coordinator

Marcia Cordry, BSN, RN
Case Manager

Erica McArthur, BSN, RN
Case Manager

Amy Tomlinson, BA
Legal Secretary

Investigative Division

Lisa Griffiths, MS, RN
Director

Sara Chambers, MS, RN
Nurse Investigator

Terrie Kiker, MS, APRN-CNS
Nurse Investigator

Mark Stroud, MBA, BSN, RN
Nurse Investigator

April Short, BSN, RN
Nurse Investigator

Vacant
Nurse Investigator

Vacant
Nurse Investigator

Robin Bryant, BA
Legal Secretary

Andrea Denman, AA
Legal Secretary

Teena Jackson
Legal Secretary



Executive



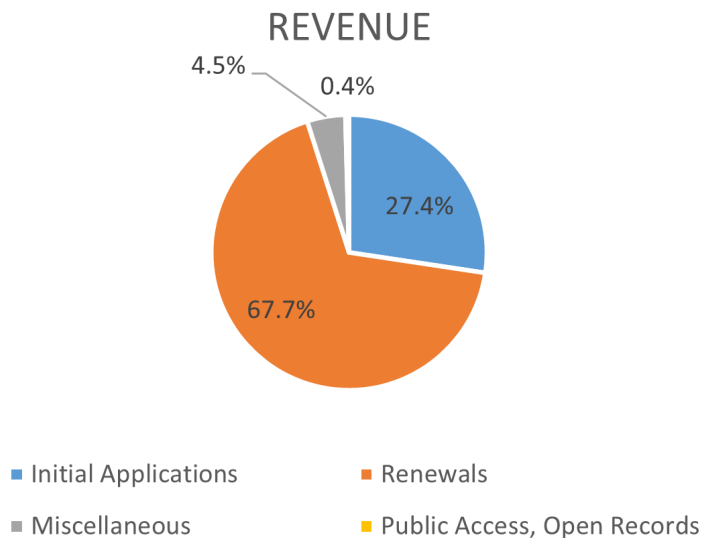
Executive Division Information

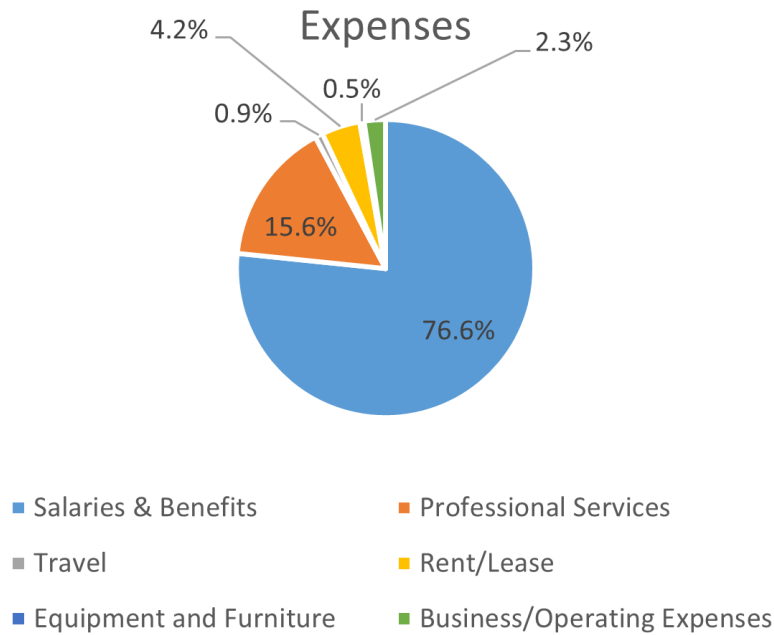
The Executive Division of the agency consists of the Executive Director, Jenny Barnhouse, DNP, RN, and supporting staff, Mike Starchman, CPA, RN, Business Manager, and Sandra Ellis, CPM, Executive Assistant. Dr. Barnhouse provides executive oversight to the agency as a whole, and serves as principal operations officer, managing the Board’s resources and staff. Dr. Barnhouse ensures standards are enforced, as defined in the *Oklahoma Nursing Practice Act* and its *Rules*, in accordance with the *Administrative Procedures Act*, the *Open Records Act*, and the *Open Meetings Act*, as the agency carries out the Board’s mission. The Executive Director functions as the administrative agent for the Board, interpreting and executing the intent of the Board’s policies and guidelines to the public, nursing profession and other agencies, and acts as the Board’s liaison to the public, executive and legislative branches of state government, nurses, organizations, and the media. Under the Executive Director’s direction, many centralized functions of the agency essential to all other divisions are carried out, including rulemaking, business operations such as purchasing and procurement, budgeting, accounting, and human resources-related activities.

FY 2023 Revenues and Expenditures

The Board does not receive any appropriations of tax money. The licensure fees paid constitute the agency’s main financial support. The fiscal year 2023 gross revenue was \$4,322,333.14 and expenses totaled \$3,404,614.06. The graphs below depict the breakdown of revenue and expenses.

The Board is required to pay 10% of all fees collected to the Treasury of the State of Oklahoma and these funds are credited to the General Revenue Fund for appropriation by the legislature to various other agencies and services of state government. The Board paid \$416,524.39 out of the gross revenue above to the General Revenue Fund in Fiscal Year 2023.





FY 2023 Strategic Plan Accomplishments

Strategic Plan Goal #1: Operate efficiently and effectively in compliance with all applicable laws, regulations and policies governing operations.

1. Of the 48,104 licensure applications submitted during FY 2023, ninety-nine percent were submitted online with an average processing time for all applications of 0.27 calendar days.
2. The Message Center of the licensing database system, Optimal Regulatory Board Service (ORBS), has enhanced communication with applicants regarding the status of submitted applications. The ORBS Message Center has decreased the number of telephone calls received from applicants/licensees and allows for tracking communication through the communication log versus searching through callback books to track correspondence. Regulatory Services staff, in addition to the Administrative Technicians reviewing applications remain assigned to the Message Center to facilitate retrieval of and uploading of documents submitted by applicants.
3. On February 3, 2020, Executive Order 2020-03 was filed with the Oklahoma Secretary of State. The Executive Order charged all state agencies to undertake a critical and comprehensive review of agency administrative rules to identify costly, ineffective, duplicative, and outdated regulations and to issue a report thereon. The report reducing restrictive language by thirty-one percent was filed in July of 2021. In consideration of phase 2 revisions for FY 2023, proposed permanent Rules were accepted on January 31, 2023, and approved by SJR 22 on May 31, 2023. The final Rules were published in the Oklahoma Register on August 1, 2023 and became effective on August 11, 2023.



Oklahoma Board of Nursing
FY 2023 Annual Report

4. Pursuant to House Bill 3319, effective July 26, 2022, applications were developed and made accessible on the agency website for temporary critical need application by individuals currently holding an unencumbered license in another state as an RN, LPN and APRN if a state or national emergency was declared. On April 11, 2023, President Biden ended the national pandemic emergency. The two licensed nurses holding Temporary Critical Need licensure in the State of Oklahoma were notified on April 13, 2023, by telephone and by certified mail that their Temporary Critical Need licenses would expire on July 9, 2023, and were made aware of other license options.
5. During the September 2022 Board meeting, proposed emergency rules revisions in OAC 485:10-11-4 were presented to comply with amended language in 59 O.S. §4000.1 that occurred with the passage of Senate Bill 1691, signed by Governor Stitt on May 16, 2022, with an effective date of November 1, 2022. These revisions were included with the permanent rules approved by SJR 22 on May 31, 2023 and became effective on August 11, 2023. “Initial determination” was amended to “determination” as noted in the amended law. To remove barriers to licensing, a list of felony convictions that disqualify an individual from retaining licensure or becoming licensed as a nurse or retaining certification or becoming certified as an AUA if a conviction or pleas of guilty or nolo contendere for which less than five years has elapsed since the date of conviction, plea, or release from incarceration, whichever is later.
6. During the January 2023 Board meeting, proposed emergency rules providing an option for Board-approved nursing education programs with at least 600 total program clinical hours to provide fifty percent simulated patient care experiences as long as one faculty member is simulation certified, were approved by the Board. The proposed amendment to existing rules through emergency rulemaking was submitted to the appropriate legislative bodies on February 1, 2023, and approved by Governor Stitt on March 10, 2023, with an expiration date of September 14, 2024. These will be moved forward through the permanent rule process in FY 2024.
7. As of the beginning of FY 2023, contracts and payroll process documents were converted to a digital workflow and document retention process. This reduced the retention of paper documents and dependence on physical storage space. As of April 2023, the agency’s purchasing/acquisition request and approval process was converted to a digital workflow and document retention process.
8. In July 2022, the Peer Assistance Program instituted a document management system, Adobe Acrobat Pro. This system supports the agency telework infrastructure, virtual committee meetings, and facilitated the use of electronic signatures, increasing workflow efficiency by enabling document tracking, centralizing document storage, and enhancing document security.
9. In response to Governor Stitt’s Executive Order 2022-06 the Board of Nursing made available on its website the disclosure of how it stores personally identifiable data and with whom the information is shared.



Strategic Plan Goal #2: Ensure accountability to the *Oklahoma Nursing Practice Act*.

1. In identifying regulatory Rules revisions pursuant to Phase 2 of Executive Order 2020-03, alignment with statutory requirements was maintained. Proposed permanent administrative Rules were filed in February 2022; approved by Governor Stitt's declaration on June 21, 2022; were published in the Oklahoma Register on September 1, 2022, and became effective September 11, 2022. On September 5, 2022, an updated report of compliance was provided to appropriate State of Oklahoma staff, as directed by Oklahoma Chief Operating Officer.

Strategic Plan Goal #3: Predict and respond to upcoming challenges and opportunities.

1. With the passage of HB 2873, the Universal Licensing Recognition Act, and an effective date of November 1, 2021, applications for individuals moving to and residing in Oklahoma were developed to meet the intent of the law. The Universal Licensing applications, differing from current endorsement application requirements, were made available for completion and submission in the ORBS licensing database effective November 1, 2021, for a fee not exceeding the cost of current in-state nursing licensure fees. In FY 2023, twelve (12) Universal Licenses were issued.
2. Effective August 26, 2022, and pursuant to Senate Bill 970 – Open Records Act, computer generated mail lists as previously provided by the Board of Nursing were modified to redact a licensee's personal mail address and personal electronic mail address. The Board of Nursing has not provided a licensee's personal phone number in the past and will continue such practice, as defined in the amended law.
3. On October 28, 2021, the Board of Nursing received the fully executed Notification from Governor J. Kevin Stitt regarding the Oklahoma Board of Nursing submitted emergency Rules, Title 485. Chapter 10. Licensure of Practical and Registered Nurses Subchapter 23. Temporary COVID Licensure Requirements. The emergency Rules provided authority for temporary reinstatement for RNs, LPNs and AUAs, with continuing qualifications for practice waived for individuals whose license or certificate had been inactive for less than five years. In addition, authority was granted for temporary licensing of individuals licensed in another state who made application for temporary licensure in Oklahoma at the same level of unencumbered licensure held in another state. The emergency Rules remained effective through September 14, 2022. In FY 2022, pursuant to Subchapter 23 emergency rules, 11 temporary reinstatement licenses and 33 temporary out-of-state licenses were issued. All temporary licenses issued through Subchapter 23 Emergency Rules had an expiration date of September 14, 2022 and were lapsed on September 15, 2022.
4. FY23 ended with all staff securing essential furniture, technology, equipment, and software essential to support day-to-day operations in a modern work environment.
5. With the passage of HB3319, the Board of Nursing created a new license type, Temporary Critical Need License for APRNs, RNs, and LPNs. At the end of FY23, two licenses were issued.



Oklahoma Board of Nursing FY 2023 Annual Report

Strategic Plan Goal #4: Champion A Positive, Values Based Workplace Culture

1. The Oklahoma State Employee Engagement Survey (EES) is an annual survey distributed to all state government employees that assesses employee perceptions at their respective state agency. The survey measures employees' perception toward the agency's work culture and their satisfaction and engagement in their work. Two measures of focus in this year's state report were measures of employee satisfaction and employee engagement as both these measures are associated with higher productivity and retention. The agency's overall employee engagement score was 88%. Meetings were held with all agency staff to review the outcomes of the EES and to solicit input for improvement.
2. With the migration of the Board of Nursing's website to the state's Adobe Experience Manager (AEM) platform, the agency has enhanced the ability to advertise career opportunities and showcase employee benefits, thus increasing the applicant pool for vacant positions.

Savings, Efficiencies and Shared Services:

1. ORBS efficiencies for the Investigative Division allowed for the reporting of complaints to the Board to come to the Board through the Complaint Portal versus mail or fax. Use of the Complaint Portal allows the reporting party to provide a variety of essential information to Investigative Division staff elicited through the questions in the Complaint Portal.
2. With full implementation of the Affidavit of Graduation on February 29, 2022, Board staff no longer uploads all transcripts for Examination applicants. In FY 2023, there were 4,382 examination applications received. The average time for Board staff to issue Authority to Test to exam applicants is 48 hours.
3. Revisions in the Oklahoma Nursing Practice Act in 2015 granted authority to the Executive Director to accept identified agreed orders on behalf of the Board. Comparing FY 2023 to FY 2019, there was a 40% reduction in the number of Informal Disposition Panel (IDP) hearings because of this change. In FY 2023, the Executive Director issued a combined total of 126 Corrective Action and Executive Director Orders. Additionally, IDP hearings were moved to a virtual format in May 2020. When considered together, these two changes continue to provide savings to the agency due to decreased travel costs for Board members who no longer must travel to attend the IDP hearings as well as providing a more efficient process for addressing these disciplinary issues.



Regulatory Services



Introduction

The purpose of the Regulatory Services Division is to provide nursing regulation in three areas: education, practice, and licensing. The Oklahoma Board of Nursing is responsible for the approval of nursing education programs in the State of Oklahoma that lead to initial licensure as an Advanced Practice Registered Nurse, Registered Nurse, or Licensed Practical Nurse, as well as for the approval of programs preparing individuals for certification as Advanced Unlicensed Assistants. The Board regulates nursing practice by reviewing issues and questions related to the practice of nursing in accordance with statutes and rules. The Board issues declaratory rulings and develops guidelines that assist nurses, employers, and the public with interpreting and applying the Oklahoma Nursing Practice Act and Rules. Various committees and task forces of the Board ensure stakeholders have input into practice and education decisions. Education and practice activities are coordinated through the Regulatory Services Division. The Regulatory Services Division also processes licenses for Advanced Practice Registered Nurses, Registered Nurses, and Licensed Practical Nurses; as well as certificates for Advanced Unlicensed Assistants and prescriptive authority recognition for Advanced Practice Registered Nurses; in accordance with statutory requirements. In addition, the Regulatory Services Division provides support services for the agency in reception of incoming calls and visitors, mail processing, and open records. Twelve staff members are employed in the Regulatory Services Division.

Licensure, Certification, and Recognition Activities

New Licenses Issued By Examination

The Board administers the National Council Licensure Examination (NCLEX) for Registered Nurses (NCLEX-RN) and Licensed Practical Nurses (NCLEX-PN) under contract with the National Council of State Boards of Nursing, Chicago, Illinois. The NCLEX examination is developed and administered by Pearson VUE, Bloomington, Minnesota, under the auspices of the National Council of State Boards of Nursing.

**Registered Nurse Licensure Examination Statistics
(First Time Oklahoma-Educated Writers by Calendar Year)***

	CY 2018	CY 2019	CY 2020	CY 2021	CY 2022	1 & 5 Year Variances
Number of Candidates	2,035	2,060	2,192	2,162	2,250	↑ 4.1% & ↑ 10.6%
Oklahoma Pass Rate	88.75%	89.42%	85.31%	83.63%	78.67	↓ 6% & ↓ 11%
National Pass Rate	88.30%	88.18%	86.58%	82.49%	79.91	↓ 3% & ↓ 10%

*Includes Oklahoma-educated candidates applying for licensure in other states



**Licensed Practical Nurse (LPN) Licensure Examination Statistics
(First Time Oklahoma-Educated Writers by Calendar Year)***

	CY 2018	CY 2019	CY 2020	CY 2021	CY 2022	1 & 5 Year Variances
Number of Candidates	1,207	1,088	939	992	1,067	↑ 7.6% & ↓ 11.6%
Oklahoma Pass Rate	86.83%	87.41%	87.75%	87.40%	86.97%	↓ 0.4% & ↑ 0.1%
National Pass Rate	85.93%	85.63%	83.09%	79.60%	79.93%	↑ 0.3% & ↓ 6%

*Includes Oklahoma-educated candidates applying for licensure in other states

Students who are enrolled in RN education programs are eligible to apply to take the NCLEX-PN examination as equivalent candidates after completion of specified course work and are included in the numbers above. The numbers above include any tester educated in Oklahoma, applying for licensure in any state.

The number of first-time NCLEX-RN candidates who were educated in Oklahoma has increased in the past year. The NCLEX-RN pass rate for Oklahoma graduates peaked in CY 2019. The NCLEX-RN pass rate for Oklahoma has been above the national pass rate in three of the past five years.

The number of first-time NCLEX-PN candidates who were educated in Oklahoma increased over the past year. The NCLEX-PN pass rate for Oklahoma graduates peaked in CY 2020. The NCLEX-PN pass rate for Oklahoma graduates continues to exceed the national pass rate.

NCLEX testers and pass rates are reported by calendar year, which is consistent with the reporting of NCLEX pass rates. Throughout the remainder of the report, the numbers are reported by fiscal year.

**NCLEX-PN Pass Rates of Candidates for PN Equivalency
Number of First-Time Candidates by Calendar Year
(With NCLEX Pass Rate in Parentheses)**

	CY 2018	CY 2019	CY 2020	CY 2021	CY 2022	1 & 5 Year Variances
Partial RN Program Completion	190 (93.68%)	145 (92.41%)	138 (92.75%)	168 (95.83%)	218 (88.89%)	↑ 29.8% & ↑ 14.7% ↓ 6.9% & ↓ 4.8%
RN Graduate	2 (50%)	3 (100%)	2 (100%)	1 (100%)	4 (75%)	↑ 300% & ↑ 100% ↓ 25% & ↑ 25%



Oklahoma Board of Nursing
FY 2023 Annual Report

The number of students enrolled in RN programs who choose to take the practical nurse examination through equivalency varies throughout the years, with no noticeable explanation. The NCLEX-PN pass rate for the LPN equivalency candidates this past year was higher than the pass rate for graduates from LPN programs and higher than the national pass rate. It is unknown how many of those individuals seek employment as Licensed Practical Nurses.

**Initial Applications for Oklahoma Licensure by Examination
(Includes First Time and Rewrite Applicants)**

	FY 2019	FY 2020	FY 2021	FY 2022	FY 2023	1 & 5 Year Variances
Registered Nurse	2,452	2,611	2,611	2,789	2,958	↑ 6.1% & ↑ 20.6%
Licensed Practical Nurse	1,483	1,219	1,087	1,244	1,424	↑ 14.5% & ↓ 4%
Total Applicants	3,935	3,830	3,698	4,033	4,382	↑ 8.6% & ↑ 11.4%
# Reporting Arrests	232	237	240	172	147	↓ 14.5% & ↓ 36.6%
% Applicants Reporting Arrests	5.9%	6.2%	6.5%	4.3%	3.3%	↓ 1% & ↓ 2.6%

Initial applications for licensure by examination includes both first time and rewrite candidates. It is noted that rewrite candidates may submit more than one application during the year, as they may retake the examination as often as every 45 days. Registered Nurse examination applications have shown moderate growth over the past 5 years. Licensed Practical Nurse applications peaked in 2019 and then have fluctuated slightly since then. Total numbers of exam applicants have fluctuated but remained steady over the past 5 years with the most noticeable decrease occurring in 2021.

Beginning January 1, 2013, a national fingerprint-based criminal background check was added as a requirement as opposed to just a state-based criminal background check. The past two years have shown a consistent decrease of applicants who report an arrest on their applications. It is of note that of all the application types requiring a fingerprint criminal background check, 24.2 percent of applicants with a criminal history did not report any or all their criminal history on their applications.

Processing Time for Initial Applications for Licensure by Examination

	FY 2019	FY 2020	FY 2021	FY 2022	FY 2023	1 & 5 Year Variances
# days from receipt of completed application to approval	4.4	2.2	2.2	1.3	0.9	↓ 30.8% & ↓ 79.5%

The average processing time continues to remain well under the Board’s established maximum time parameter and with staff continuing to look for efficiencies in streamlining and organizing licensing processes, the processing time was lowered by almost 80% from 5 years ago.



New Licenses Issued By Examination

Level of Licensure	FY 2019	FY 2020	FY 2021	FY 2022	FY 2023	1 & 5 Year Variances
Registered Nurse	1,963	1,925	1,942	1,910	1,854	↓ 2.9% & ↓ 5.6%
Licensed Practical Nurse	1,068	883	925	940	821	↓ 12.7% & ↓ 23.1%
Total	3,031	2,808	2,867	2,850	2,675	↓ 6.1% & ↓ 11.7%

The number of Registered Nurse and Licensed Practical Nurse licenses issued fluctuates yearly in relation to the total number of applications received and the Pass Rate.

New Licenses Issued by Endorsement

The Board may issue a license to practice without examination to any applicant who has been duly licensed as a Registered Nurse or Licensed Practical Nurse, in another state, territory, the District of Columbia or another country, if such applicant meets the requirements for licensure in the State of Oklahoma.

Initial Applications for Licensure by Endorsement

Level of Licensure	FY 2019	FY 2020	FY 2021	FY 2022	FY 2023	1 & 5 Year Variances
Registered Nurse	1,091	1,261	1,006	1,128	1,096	↓ 2.8% & ↑ 0.5%
Licensed Practical Nurse	199	186	130	160	115	↓ 28.1% & ↓ 42.2%
Total	1,290	1,447	1,136	1,288	1,211	↓ 6% & ↓ 6.1%

The number of endorsements has remained relatively steady over the past five years since this Board joined the enhanced Nurse Licensure Compact (eNLC), implemented nationwide on January 19, 2018. The eNLC allows those nurses who have a multistate license in another compact party state that is their primary state of residence, to practice in or provide care to Oklahoma-based patients without the need to obtain and maintain a single state Oklahoma license.



New Licenses Issued By Endorsement

Level of Licensure	FY 2019	FY 2020	FY 2021	FY 2022	FY 2023	1 & 5 Year Variances
Registered Nurse	1,216	982	792	919	1,017	↑ 10.7% & ↓ 16.4%
Licensed Practical Nurse	116	121	83	138	106	↓ 23.2% & ↓ 8.6%
Total	1,332	1,103	875	1,057	1,123	↑ 6.2% & ↓ 15.7%

The number of licenses issued is in correlation with the increase and decrease in the number of applications submitted.

Number of Certified Verifications Provided to Other States

Level of Licensure	FY 2019	FY 2020	FY 2021	FY 2022	FY 2023	1 & 5 Year Variances
Registered Nurse	5,136	2,193	3,836	5,024	5,793	↑ 15.3 % & ↑ 12.8%
Licensed Practical Nurse	285	133	218	236	169	↓ 28.4% & ↓ 40.7%
Total	5,421*	2,326	4,054	5,260	5,962	↑ 18.7% & ↑ 10%

*Since FY 2019, all certified verifications for Registered Nurses and Licensed Practical Nurses were provided through Nursys of the National Council of State Boards of Nursing.

Certified verification of licensure from the original state of licensure is generally requested by a licensing board in another state when the nurse applies for a license in that state. It is noted that certified verifications are provided for nurses with active licenses in Oklahoma, as well as those who were initially licensed in Oklahoma, but who no longer hold an active license.

Processing Time for Endorsement Applications

Type of Function	FY 2019	FY 2020	FY 2021	FY 2022	FY 2023	1 & 5 Year Variances
Processing time to issue a license for a completed endorsement application	3.4 days	2.8 days	6.9 days	3.2 days	2.6 days	↓ 18.8% & ↓ 23.5%
Processing time for a completed certified verification	N/A*	N/A*	N/A*	N/A*	N/A*	N/A & N/A

*Processing time for a completed certified verification does not apply, as the verification is processed by Nursys.



Aside from a peak in processing time in 2021, the average processing time for endorsement applications remains steady. With the implementation of the new licensing database, the uploading of required documents by the applicants have prompted modification in the processing of applications

New Licenses Issued by Universal Licensing Endorsement

Effective November 1, 2021, Advanced Practice Registered Nurses, Registered Nurses, and Licensed Practical Nurses moving to or living in Oklahoma who are currently licensed in another state or territory and that license has been in good standing for at least one year before making application to Oklahoma may apply through the Universal Licensing Endorsement application for licensure in the State of Oklahoma for the same level of licensure held in another state. The Board may issue such license if all requirements are met.

Universal Licensing Endorsement

Level of Licensure	FY 2019	FY 2020	FY 2021	FY 2022	FY 2023	1 & 5 Year Variances
Advanced Practice Registered Nurse	N/A	N/A	N/A	3	3	↔ 0% & N/A
Registered Nurse	N/A	N/A	N/A	8	6	↓ 25% & N/A
Licensed Practical Nurse	N/A	N/A	N/A	1	1	↔ 0% & N/A

Temporary Critical Need License

Effective July 1, 2022, the Board of Nursing obtained the authority to grant a Temporary Critical Need license to an Advanced Practice Registered Nurse, Registered Nurse, and Licensed Practical Nurse who holds a valid, unexpired nursing license granted by another state or territory during the period of time in which there is a state of emergency declared by the Governor or a national emergency declared by the President of the United States pursuant to Section 1621 of Title 50 of the United States Code as long as the licensee's services are directly related to the particular declared emergency. The national emergency was rescinded on May 11, 2023.

Temporary Critical Need License

Level of Licensure	FY 2019	FY 2020	FY 2021	FY 2022	FY 2023	1 & 5 Year Variances
Advanced Practice Registered Nurse	N/A	N/A	N/A	0	1	↑ 100% & N/A
Registered Nurse	N/A	N/A	N/A	1	2	↑ 100% & N/A
Licensed Practical Nurse	N/A	N/A	N/A	0	0	↔ 0% & N/A



Multistate Licenses Issued

The enhanced Nurse Licensure Compact (eNLC), enacted by the state of Oklahoma in April 2016, was implemented nationwide on January 19, 2018, in accordance with the date set by the Interstate Commission of Nurse Licensure Compact Administrators, the governing body of the eNLC. The eNLC is an updated version of the original Nurse Licensure Compact, allowing Registered Nurses and Licensed Practical Nurses to have one multistate license (MSL), with the ability to practice in person or via telehealth in both their home state (primary state of residence) and other eNLC party states. An MSL is not automatically granted to all nurses licensed in Oklahoma; individuals interested in an MSL must apply. All applicants for an MSL are required to meet the same licensing requirements, which include federal and state background checks.

Number of Multistate Applications for Existing Active Oklahoma Licensees Received

Level of Licensure	FY 2019	FY 2020	FY 2021	FY 2022	FY 2023	1 & 5 Year Variances
Existing Active Licensee Registered Nurse	1,899	1,682	2,194	2,853	1,743	↓ 38.9% & ↓ 8.2%
Existing Active Licensee Licensed Practical Nurse	429	394	736	663	494	↓ 25.5% & ↑ 15.2%
Total	2,328	2,076	2,930	3,516	2,237	↓ 36.4% & ↓ 3.9%

Number of Multistate Applications for Existing Active Oklahoma Licensees Processed

Level of Licensure	FY 2019	FY 2020	FY 2021	FY 2022	FY 2023	1 & 5 Year Variances
Existing Active Licensee Registered Nurse	1,851	1,527	2,029	2,656	1,836	↓ 30.9% & ↓ 0.8%
Existing Active Licensee Licensed Practical Nurse	371	334	589	625	430	↓ 31.2% & ↑ 15.9%
Total	2,222	1,861	2,618	3,281	2,266	↓ 30.9% & ↑ 2%

Processing Time for Multistate Applications for Existing Active Oklahoma Licensees

Level of Licensure	FY 2019	FY 2020	FY 2021	FY 2022	FY 2023	1 & 5 Year Variances
Existing Active Registered Nurse and Licensed Practical Nurse Active Licensees	0.9 days	1.6 days	2.4 days	0.4 days	0.2 days	↓ 50% & ↓ 77.8%

The number of existing multistate applications received and thus processed has varied widely over the past five years.



The processing time for this application type has remained less than 1 day for three of the past five years.

License Renewal, Reinstatement and Return to Active Status

The *Oklahoma Nursing Practice Act* requires licenses and certificates to be renewed every two years according to a schedule published by the Oklahoma Board of Nursing. Renewal applications, accompanied by the renewal fee, must be submitted by the end of the birth month in even-numbered years for Registered Nurses and APRNs, in odd-numbered years for Licensed Practical Nurses and Advanced Unlicensed Assistants.

Number of Renewal Applications Processed

Type of Renewal	FY 2019	FY 2020	FY 2021	FY 2022	FY 2023	1 & 5 Year Variances
Registered Nurse and Licensed Practical Nurse	26,128	29,827	26,986	25,579	24,274	↓ 5.1% & ↓ 7.1%
Advanced Practice Registered Nurse and Prescriptive Authority Recognition	3,100	3,927	4,127	5,054	4,739	↓ 6.2% & ↓ 52.9%
Advanced Unlicensed Assistant	172	144	139	140	115	↓ 17.9% & ↓ 33.1%
% Nurses/AUAs Renewing Online	98.9%	99.1%	99.3%	99.9%	99.8%	↓ 0.1% & ↑ 0.9%

Overall, the number of renewals is reflective of the number of licensed nurses and certified AUAs. It should be noted that some Advanced Practice Registered Nurse (APRN) renewals are not among the general RN renewals due to some APRNs not requiring an Oklahoma RN license as they hold an active multistate RN license in another compact party state.

Number of Applications for Reinstatement/Return to Active Status

Type of Reinstatement	FY 2019	FY 2020	FY 2021	FY 2022	FY 2023	1 & 5 Year Variances
Registered Nurse and Licensed Practical Nurse	1,545	1,388	1,054	887	1,890	↑ 113.1% & ↑ 22.3%
Advanced Practice Registered Nurse	68	48	76	103	148	↑ 43.7% & ↑ 117.6%
Prescriptive Authority	71	35	58	102	175	↑ 71.6% & ↑ 146.5%
Advanced Unlicensed Assistant	27	20	18	27	14	↓ 48.1% & ↓ 48.1%
Total	1,711	1,491	1,206	1,119	2,227	↑ 99% & ↑ 30.2%



Oklahoma Board of Nursing
 FY 2023 Annual Report

Licensees/certificants reinstate their license/certificate for a variety of undocumented reasons such as returning to active status a license that has lapsed, returning to the work force after a period of inactivity or returning to Oklahoma to work. Due to the variety of reasons prompting reinstatement, it is expected that the overall number of reinstatement applications would fluctuate.

Processing Time for Licensure Renewal and Reinstatement/Return to Active

Type of Function	FY 2019	FY 2020	FY 2021	FY 2022	FY 2023	1 & 5 Year Variances
# days from receipt of completed renewal application to processing	1.7 days	1.7 days	0.2 days	0.003 days	0 days	↓ 100% & ↓ 100%
# days from receipt of completed reinstatement application until processing	1.8 days	2.7 days	2.7 days	1 day	0.68 days	↓ 32% & ↓ 62.2%

The processing time for renewal applications in FY 2021 showed a dramatic decrease due to the implementation of automatic features of the new licensing system. The processing time remains low.

The processing time for reinstatement applications showed the best processing time for the past 5 years in FY 2023 and continues to remain well under the Board’s established maximum time parameter of two (2) days.

Other Licensee and Public Requests and Activities

The Regulatory Services Division is also responsible for modifications to licensure records, providing closed school transcripts, processing open records and written verification of licensure requests, providing address lists and labels when requested, and receiving visitors into the office. The following table reflects these activities:

Other Licensee and Public Requests and Activities

Type of Function	FY 2019	FY 2020	FY 2021	FY 2022	FY 2023	1 & 5 Year Variances
Change of Address*	618	619	263	217	134	↓ 38.2% & ↓ 78.3%
Duplicates or Modifications	1,496	1,399	1,530	1,638	1670	↓ 2% & ↑ 11.6%
Open Records Requests	68	63	19	32	40	↑ 25% & ↓ 41.2%
Address Lists and Labels	86	76	54	74	134	↑ 81.1% & ↑ 55.8%
Visits to Board Office	4,825	2,805	0***	153	230**	↑ 50.3% & ↓ 95.2%
Written Verifications	508	363	364	247	204	↓ 17.4% & ↓ 59.8%
Closed School Transcripts	23	17	9	14	23	↑ 64.3% & ↔ 0%



*With the transition to the new licensing database on October 13, 2020, a significant decrease in the number of requests for change of address is noted. Licensees may submit a change of address through their Nurse Portal account in the Optimal Regulatory Board System (ORBS) licensing database.

**FY 2021 the agency was closed to the public due to the COVID-19 pandemic and appointment only visits were allowed in FY 2022.

Advanced Practice Registered Nurse Licensure

Four roles of Advanced Practice Registered Nurses (APRNs) are licensed in Oklahoma: 1) Certified Nurse Practitioner (APRN-CNP); 2) Certified Nurse Midwife (APRN-CNM); 3) Clinical Nurse Specialist (APRN-CNS); and 4) Certified Registered Nurse Anesthetist (APRN-CRNA).

Number of APRNs Licensed in Oklahoma

Type of License	FY 2019	FY 2020	FY 2021	FY 2022	FY 2023	1 & 5 Year Variances
APRN-CNP	3,418	3,977	4,197	4,748	4,975	↑ 4.8% & ↑ 45.5%
APRN-CNM	64	71	74	80	87	↑ 8.8 % & ↑ 35.9%
APRN-CNS	287	292	289	293	291	↓ 0.7% & ↑ 1.4%
APRN-CRNA	725	787	784	771	862	↑ 11.8% & ↑ 18.9%
Total	4,494	5,127	5,344	5,892	6,215	↑ 5.5% & ↑ 38.3%

The number of Advanced Practice Registered Nurses has risen dramatically over the past five years. The APRN-CNP and APRN-CNM roles have shown the most sustained increase over the past 5 years.

Number of New APRN Licenses Issued

Type of License	FY 2019	FY 2020	FY 2021	FY 2022	FY 2023	1 & 5 Year Variances
APRN-CNP	727	640	447	800	793	↓ 0.9% & ↑ 9.1%
APRN-CNM	3	14	5	11	7	↓ 36.4% & ↑ 133.3%
APRN-CNS	16	11	6	11	8	↓ 27.3% & ↓ 50%
APRN-CRNA	99	91	62	80	129	↑ 61.2% & ↑ 30.3%
Licenses issued through AS400 database from 7/1/2020 through 9/30/2020	N/A	N/A	181*			N/A
Total	845	756	701	902	937	↑ 3.9% & ↑ 10.9%

*On October 13, 2020, the Board of Nursing converted to a new licensing database, Optimal Regulatory Board System (ORBS). Licenses issued through the previous database (AS400) during FY 2021 – Quarter 1 (July 1, 2020 – September 30, 2020) are noted.



The number of new APRN licenses issued is based on the total number of applications received which has fluctuated over the past 5 years.

Processing Time for APRN Licensure Applications

Type of Function	FY 2019	FY 2020	FY 2021	FY 2022	FY 2023	1 & 5 Year Variances
# days from receipt of completed APRN application to processing	2.7 days	2.4 days	4.1 days	1.4 days	1.1 days	↓ 21.4% & ↓ 59.3%

Processing times for advanced practice licensure applications showed a significant decrease last year despite the increase in the number of licenses processed.

Number of Advanced Practice Registered Nurses with Prescriptive Authority

Type of License	FY 2019	FY 2020	FY 2021	FY 2022	FY 2023	1 & 5 Year Variances
APRN-CNP	2,886	3,281	3,396	3,004	3,581	↑ 19.2% & ↑ 24.1%
APRN-CNM	51	55	57	46	53	↑ 15.2% & ↑ 3.9%
APRN-CNS	202	213	200	182	190	↑ 4.4% & ↓ 5.9%
APRN-CRNA*	507	561	543	492	602	↑ 22.4% & ↑ 18.7%
Total	3,646	4,110	4,196	3,724	4,426	↑ 18.9% & ↑ 21.4%

*The APRN-CRNA applies for authority to select, order, obtain, and administer drugs, rather than the authority to prescribe.

The number of Advanced Practice Registered Nurses with prescriptive authority has shown a consistent increase over the past five years. Currently, 67.7 percent of Advanced Practice Registered Nurses hold prescriptive authority recognition.

Number of Prescriptive Authority Recognitions Issued

Type of License	FY 2019	FY 2020	FY 2021	FY 2022	FY 2023	1 & 5 Year Variances
APRN-CNP	535	428	308	639	581	↓ 9.1% & ↑ 8.6%
APRN-CNM	3	6	5	6	6	↔ 0% & ↑ 100%
APRN-CNS	13	12	3	5	12	↓ 140% & ↓ 7.7%
APRN-CRNA	61	72	35	116	104	↓ 10.3% & ↑ 70.5%
Recognitions Issued through AS400 database from 7/1/2020 through 9/30/2020	N/A	N/A	145*			N/A
Total	612	518	485	766	703	↓ 8.2% & ↑ 14.9%



*On October 13, 2020, the Board of Nursing converted to a new licensing database, Optimal Regulatory Board System (ORBS). Licenses issued through the previous database (AS400) during FY 2021 – Quarter 1 (July 1, 2020 – September 30, 2020) are noted.

The number of prescriptive authority recognitions issued has varied widely over the past five years among the different APRN roles.

Number of Changes in Supervising Physicians

Number of Changes	FY 2019	FY 2020	FY 2021	FY 2022	FY 2023	1 & 5 Year Variances
Total	1,460	1,515	1,358	1,905	2,046	↑ 7.4% & ↑ 40.1%

The number of changes in supervising physician increased slightly in the past year and significantly from five years ago.

Certification of Advanced Unlicensed Assistants

Advanced Unlicensed Assistants (AUAs) complete a 200-hour training program, which is designed to build upon basic skills traditionally performed by nursing assistants working in health care settings. A list of Board-approved AUA training programs is available on the Board’s website: www.oklahoma.gov/nursing. Specific core skills, legal and ethical aspects of health care and appropriate personal behaviors are presented in a format that combines classroom lecture/discussion, demonstration/practice lab and clinical application. Upon satisfactory completion of the course work, graduates of these training programs are eligible to take the AUA certification examination. This examination is developed by Oklahoma Department of Career and Technology Education and is approved by the Oklahoma Board of Nursing. Upon successful completion of the certification examination, the Board-certified AUA may perform the skills that are identified on the *Approved Skills List for Performance by Board-Certified Advanced Unlicensed Assistants*, under the supervision of Registered Nurses and Licensed Practical Nurses in acute care settings.

Advanced Unlicensed Assistants

Certifications	FY 2019	FY 2020	FY 2021	FY 2022	FY 2023	1 & 5 Year Variances
# New Certifications	68	38	63	55	53	↑ 3.6% & ↓ 22.1%
Total # AUAs Certified	527	453	404	384	359	↓ 6.5% & ↓ 31.9%

While the number of new AUA certifications varies over the years, the total number of certified AUAs has decreased every year.



Nursing Practice/Advanced Nursing Practice Activities

Summary of Practice Activities

Category	FY 2019	FY 2020	FY 2021	FY 2022	FY 2023	1 & 5 Year Variances
# Practice Calls	1,788	2,015	2,109	2,212	1,619	↓ 26.8% & ↓ 9.5%
# Practice Letters	70	80	71	101	131	↑ 29.7% & ↑ 87.1%
# Declaratory Ruling Requests	0	0	0	0	0	↔ 0% & ↔ 0%
# Declaratory Rulings, Policies & Guidelines Reviewed by Board	15	10	14	11	17	↑ 54.5% & ↑ 13.3%
# Meetings Attended as Board Representative	21	14	7	12	8	↓ 33.3% & ↓ 61.9%
# Presentations	14	13	8	8	17	↑ 112.5 % & ↑ 21.4%

Written Responses to Practice Questions

For FY 2023, there were 131 written responses to practice related issues, as compared to 101 responses in FY2022. The highest number of practice letters were to LPNs, RNs, and APRNs, and Medical Centers. The written response variances of the FY 2023 over FY 2022 report note an increase of 29.7 percent. The **settings** and **types of issues** addressed in the practice letters are summarized below.

Settings of Practice Letters

Settings	FY 2019	FY 2020	FY 2021	FY 2022	FY 2023	1 & 5 Year Variances
Medical Center	29	24	18	30	20	↓ 33.3% & ↓ 31%
RN, LPN, or APRN	11	11	12	23	60	↑ 160.9 % & ↑ 445.5%
Specialty Organization/Health Care Provider	7	1	4	1	3	↑ 200% & ↓ 57.1%
OK State Dept. of Health	1	1	2	2	3	↑ 50 % & ↑ 200%
Other State or Federal Agency	1	2	0	0	12	↔ 0% & ↑ 1,100%
School Nurse/Staff or Nursing Education	3	4	6	11	16	↑ 45.45% & ↑ 433.33%
Medical Office/Clinic/Ambulatory Center	14	19	16	23	4	↓ 82.6% & ↓ 71.4%
Long Term Care Facility/Agency	0	8	1	2	10	↑ 400% & ↔ 0%
NCSBN/Boards of Nursing	0	0	0	0	0	↔ 0% & ↔ 0%
Publication/Survey	0	0	0	0	0	↔ 0% & ↔ 0%
Other	4	3	6	4	3	↓ 25% & ↓ 25%
Credentialing Agency/Proprietary Corporation	0	7	6	5	0	↓ 100% & ↔ 0%
Total	70	80	71	101	131	↑ 29.7% & ↑ 87.1%



Types of Issues Addressed in Practice Letters

Type of Issue	FY 2019	FY 2020	FY 2021	FY 2022	FY 2023	1 & 5 Year Variances
Scope of Practice	25	21	16	29	33	↑ 13.8% & ↑ 32%
Delegating & Training Unlicensed Persons	6	4	2	12	2	↓ 83.3% & ↓ 66.7%
Compact States Related/ License Requirement	10	0	0	2	15	↑ 650% & ↑ 50%
Telephone Triage & Case Management	0	0	0	0	0	↔ 0% & ↔ 0%
Esthetics & Medical Questions	1	0	0	0	12	↔ 0% & ↑ 1,100%
Emergency Screening [EMTALA]	0	0	0	0	0	↔ 0% & ↔ 0%
Pronouncement of Death By Nurses	0	0	0	0	0	↔ 0% & ↔ 0%
Medication-Related	1	5	6	3	0	↓ 100% & ↓ 100%
CEU & Continuing Qualification-Related	0	0	2	0	0	↔ 0% & ↔ 0%
Primary Source Verification	0	2	0	0	0	↔ 0% & ↔ 0%
Patient Care-Related	2	9	3	5	2	↑ 60% & ↑ 0%
Survey/Publication	0	0	0	0	0	↔ 0% & ↔ 0%
OBN Regulation of Nurses	4	1	6	4	3	↓ 25% & ↓ 25%
Licensure Requirements	3	16	14	15	17	↑ 13.3% & ↑ 466.7%
APRN Prescriptive Authority	15	16	16	19	21	↑ 10.5% & ↑ 40 %
Resource Information	0	1	3	3	1	↓ 66.7% & ↔ 0%
Certification	2	3	1	1	1	↔ 0% & ↓ 50%
School Nurse/Staff or Nursing Education-Related	0	1	1	7	14	↑ 100% & ↔ 0%
Billing Information-Related	0	1	1	1	10	↑ 900% & ↔ 0%
Total	70	80	71	101	131	↑ 29.7% & ↑ 87.1%



Oklahoma Board of Nursing
FY 2023 Annual Report

Practice Calls and Visits

During FY 2023, 1,619 practice calls and visits were documented compared to 2,212 in FY 2022. This notes a decrease of 26.8 percent in practice calls and visits.

Classification of Callers or Visitors

Type of Caller/Visitor	FY 2019	FY 2020	FY 2021	FY 2022	FY 2023	1 & 5 Year Variances
Registered Nurse	492	510	491	624	501	↓ 19.7% & ↑ 1.8%
Licensed Practical Nurse	333	403	650	709	220	↓ 69% & ↓ 33.9%
Advanced Practice Registered Nurse	423	551	458	431	486	↑ 12.8% & ↑ 14.9%
Advanced Unlicensed Assistant	10	8	9	9	15	↑ 66.7% & ↑ 50%
CMA or CNA	22	32	17	26	19	↓ 26.9% & ↓ 13.6%
School Nurse or School Staff	30	27	30	37	37	↔ 0% & ↑ 23.3%
Nursing Education	16	12	10	7	16	↑ 128.6% & ↔ 0%
Employer or Supervisor	249	203	199	181	155	↓ 14.4% & ↓ 37.8%
Physician or Office Staff	93	132	92	44	41	↓ 6.8% & ↓ 55.9%
Public	45	39	22	26	42	↑ 61.5% & ↓ 6.7%
Staffing Agency	13	19	51	24	8	↓ 66.7% & ↓ 38.5%
OK State Dept. of Health	6	12	9	6	8	↑ 33.3% & ↑ 33.3%
Other State/Federal Agency	9	9	15	8	15	↑ 87.5% & ↑ 66.7%
Credentialing Company or Payor	8	9	6	11	10	↓ 9.1% & ↑ 25%
Pharmacy	23	30	31	47	24	↓ 48.9% & ↑ 4.3%
Attorney or Staff	16	19	19	22	22	↔ 0% & ↑ 37.5%
Other /MSL-Related Calls	0	0	0	0	4	↔ 0% & ↔ 0%
Total	1,788	2,015	2,109	2,212	1,619	↓ 26.8% & ↓ 9.2%



Practice Visits and Calls

Issue	FY 2019	FY 2020	FY 2021	FY 2022	FY 2023	1 & 5 Year Variances
General Scope of Practice	396	449	406	473	383	↓ 19% & ↓ 3.3%
Delegation	101	84	71	103	77	↓25.2 % & ↓ 23.8%
Aesthetics & Skin Care	101	115	130	159	123	↓ 22.6% & ↑ 21.8%
Employment-Related	172	227	183	195	116	↓ 40.5% & ↓ 32.6%
Staffing or Abandonment	102	145	160	125	54	↓ 56.8% & ↓ 47.1%
CEUs	37	94	76	90	53	↓ 41.1% & ↑ 43.2%
Licensing	270	306	648*	667*	314	↓ 52.9% & ↑ 16.3%
APRN Prescriptive Authority	259	226	232	211	254	↑ 20.4% & ↓ 1.9%
APRN Scope of Practice	228	239	146	117	174	↑ 48.7% & ↓ 23.7%
Other	122	130	57	72	71	↓ 1.4% & ↓ 41.8%
Total	1,788	2,015	2,109	2,212	1,619	↓ 26.8% & ↓ 9.5%

*From FY 2020 to FY 2021, the significant increase in Licensing is related to the implementation of notification of expiration of license by email and calls for those without email.



Declaratory Rulings, Position Statements, Policies, and Guidelines Developed, Reviewed, Revised, or Rescinded

The following Board documents related to nursing practice were developed, revised or reviewed without revision, or rescinded this fiscal year:

1. *CRNA Inclusionary Formulary, #P-50A, 7/26/22 [Revised]; 5/23/23 [Reviewed]*
2. *Abandonment Statement, #P-11, 9/27/22 [Revised]*
3. *Advanced Practice Registered Nurse (APRN) Certification Examinations Approved By The Oklahoma Board of Nursing For Initial Licensure, #P-52A, 9/27/22 [Revised]*
4. *Advanced Practice Registered Nurse Certification Examination **No Longer** Approved By the Oklahoma Board of Nursing for Initial Licensure, #P-52B , 9/27/22 [Reviewed]*
5. *IV Medication Administration by Licensed Practical Nurses Guidelines, 11/09/22 [Revised]*
6. *Rapid Sequence Intubation Guidelines – Medication Administration by Registered Nurses, #P-19, 11/09/22 [Revised]*
7. *Formulary Advisory Council Procedure for Amending the Formulary, #P-50, 11/09/22 [Revised]*
8. *Exclusionary Formulary for Advanced Practice Nurses with Prescriptive Authority, #P-50B, 11/09/23 [Revised]*
9. *School Nurse Position Statement, #OBN-02, January 2023, 01/24/23 [Revised]*
10. *Wound Debridement by Licensed Nurses Guidelines, #P-05, 3/28/23 [Revised]*
11. *Moderate (Conscious) Sedation Guidelines for Registered Nurse Managing and Monitoring Patients, #P-06, 3/28/23 [Revised]*
12. *Monitoring of the Moderate (Conscious) Sedation Patient by Licensed Practical Nurse Guidelines, #P-07, 3/28/23 [Revised]*
13. *Discussion Guidelines for Advanced Practice Registered Nurses When Prescribing Opioids, #P-55, 3/28/23 [Reviewed]*
14. *Delegation of Nursing Functions to Unlicensed Persons, #P-02, 3/28/23 [Revised]*
15. *Decision-Making Model for Scope of Practice Decisions: Determining Advanced Practice Registered Nurse, Registered Nurse and Licensed Practical Nurse Scope of Practice Guidelines, #P-10, 5/23/23 [Revised]*
16. *APRN E-Prescribe Request for Extension Policy, #P-56, 5/23/23 [Reviewed]*

Articles Published Related to Nursing Practice Issues

All articles listed were published in the newsletter of the Oklahoma Board of Nursing, unless otherwise noted.

- **October 2022:**
 - Newly Licensed RN/LPN To Do List*
 - Communication Regarding Licensure Applications*
 - NOTICE: Application Completion and Submission for Nursing Licensure*
 - Notification of License Expiration*
 - Name and Address Changes*
 - Recent Policy Revisions*
- **June 2023:**
 - Employment Information Regarding New Graduates*



Prescribing Changes for Buprenorphine
Changing Supervising Physician for Prescriptive Authority
Communication Regarding Licensure Applications
NOTICE: Application Completion and Submission for Nursing Licensure
Notification of License Expiration
Convenient Way to Provide Name and Address Changes
Recent Policy Revisions

Meetings and Presentations

The Associate Director for Nursing Practice attended and provided input/directions in eight (8) meetings this fiscal year. In addition, the Associate Director for Nursing Practice made seventeen (17) presentations to groups of licensees and other stakeholders.

Education Activities

The Oklahoma Board of Nursing holds the responsibility for setting standards for nursing education and conducting survey visits to programs to ensure standards are met. The Board reviews and approves requests for new programs and program changes. The Board further maintains records verifying faculty qualifications and collects data on program, faculty and student characteristics. The following paragraphs summarize nursing education activities in FY 2023.

Number of Nursing Education Programs

Types and Numbers of Programs	FY 2019	FY 2020	FY 2021	FY 2022	FY 2023
# Advanced Practice Registered Nurse Programs	0	0	4	5	5
# Baccalaureate Programs/Campuses*	14/24	15/24	15/28	15/29	16/30
# Associate Degree Programs/Campuses	15/28	14/26	14/26	14/28	14/28
# Practical Nursing Programs/Campuses	30/47	30/47	31/48	32/48	33/50
Total	59/99	59/98	60/102	61/105	63/108

*RN-BSN not included

The total number of nursing education programs increased, with the total number of campuses also increasing. Specific to registered nursing education programs, one (1) new baccalaureate nursing education campuses opened. Practical nursing education programs gained one (1) new program and one (1) new campus. The Oklahoma Board of Nursing has continued to work actively with other entities, including the Oklahoma State Regents for Higher Education, the Oklahoma Department of Career and Technology Education, the Oklahoma Hospital Association, the Oklahoma Nurses Association, and the Institute for Nursing Education, to address issues related to shortages in clinical space and qualified faculty.



Percentage of Full-Time Faculty Holding a Masters Degree in Nursing or Higher

Type of Program	FY 2019	FY 2020	FY 2021	FY 2022	FY 2023
Advanced Practice Registered Nursing	N/A	N/A	100%	100%	100%
Baccalaureate Degree*	99.5%	96.8%	98.7%	99.5%	99.5%
Associate Degree	90.4%	92.9%	93.3%	92.4%	85.8%
Practical Nursing	48.9%	47.1%	44.3%	45.3%	43.6%

*RN-BSN not included

APRN programs are required to employ full-time faculty with a master's or higher degree in nursing. RN nursing education programs are required to employ full-time faculty with a master's or higher degree in nursing, or a baccalaureate degree in nursing plus evidence of continued progress toward a master's or higher degree in nursing with a completion of a minimum of six (6) semester hours per calendar year. The percentage of full-time faculty employed in baccalaureate nursing education programs holding a master's degree or higher in nursing remained steady for FY 2022 and FY 2023. The associate degree programs experienced a decrease in the percentage of master's prepared or higher degree faculty from FY 2021 to FY 2023. PN nursing education programs require nursing faculty to hold a minimum of an associate degree or diploma in nursing, with evidence of continued progress toward a baccalaureate degree in nursing with a completion of a minimum of six (6) semester hours per calendar year. The percentage of practical nursing faculty with a master's degree in nursing or higher peaked has decreased steadily since FY 2019.

Applications to Nursing Education Programs

Type of Program	FY 2019	FY 2020	FY 2021	FY 2022	FY 2023	1 & 5 Year Variances
Advanced Practice Registered Nursing	N/A	N/A	263**	372**	334**	↓ 10.2% & N/A
Baccalaureate Degree*	2,484	2,859	3,417	2,904	2,772	↓ 4.5% & ↑ 11.6%
Associate Degree	3,750	3,120	3,428	3,159	2,870	↓ 9.1% & ↓ 23.5%
Practical Nursing	2,829	3,414	3,163	3,418	3,762	↑ 10.1% & ↑ 33%
Total	9,063	9,393	10,008	9,481	9,404	↓ 0.8% & ↑ 3.8%

*RN-BSN not included

**APRN Nursing Program applications are not included in the total number of applications. FY 2023 is the third year this data is reported



APRN Nursing Programs applications decreased from FY 2022 to FY 2023. While the number of individuals applying to baccalaureate degree nursing programs decreased in applications FY 2021 to FY 2023; the number applying significantly decreased for FY 2023 from FY 2021. The number of applications to associate degree programs reflected a steady decrease from FY 2021 to FY 2023. The number of applications to practical nursing education programs significantly increased this past year. There has been a 0.8 percent decrease in total applications submitted to nursing education programs over the past year.

Admissions to Nursing Education Programs

Type of Program	FY 2019	FY 2020	FY 2021	FY 2022	FY 2023	1 & 5 Year Variances
Advanced Practice Registered Nursing	N/A	N/A	**128	**134	**160	↑ 19.4% & N/A
Baccalaureate Degree*	1,213	1,236	1,247	1,338	1,886	↑ 41% & ↑ 55.5%
Associate Degree	2,077	1,965	1,650	1,716	1,744	↑ 1.6% & ↓ 16%
Practical Nursing	1,147	1,331	1,275	1,357	1,516	↑ 11.7% & ↑ 32.2%
Total	4,437	4,532	4,172	4,411	5,146	↑ 16.7% & ↑ 16%

*RN-BSN not included

** APRN Nursing Program admissions are not included in the total number of admissions. FY 2023 is the third year this data is reported with an increase seen in admissions annually since FY 2021.

Note: Caution should be used in attempting to compare applications to nursing education programs to admissions to nursing education programs as individuals may apply to more than one nursing education program, and thus be counted as an applicant more than one time.

Admissions to baccalaureate degree nursing programs have increased steadily from FY 2019 with a significant increase in admissions seen in FY 2023. Admissions to the associate degree nursing programs increased slightly in FY 2023. Admissions to practical nursing programs increased in FY 2022, and again in FY2023. Total admissions to Oklahoma nursing education programs increased by 16.7 percent over the past fiscal year.



Student Enrollment in Nursing Education Programs

Type of Program	FY 2019	FY 2020	FY 2021	FY 2022	FY 2023	1 & 5 Year Variances
Advanced Practice Registered Nursing	N/A	N/A	299**	320**	421**	↑ 31.6% & N/A
Baccalaureate Degree*	2,284	2,042	2,407	2,594	2,774	↑ 6.9% & ↑ 21.5%
Associate Degree	3,217	3,288	2,853	2,911	3,012	↑ 3.5% & ↓ 6.4%
Practical Nursing	1,546	1,632	1,315	1,466	1,825	↑ 24.5% & ↑ 18%
Total	7,047	7,362	6,575	6,971	7,611	↑ 9.2% & ↑ 8%

*RN-BSN not included

**APRN Nursing Program enrollments are not included in the total number of admissions. FY 2023 is the third year this data is reported with an increase seen in enrollments over FY 2021 and FY 2022.

Student enrollment in baccalaureate degree nursing education programs increased for FY 2022 and FY 2023, with a significant increase for FY 2023. Enrollment in associate degree nursing education programs increased from FY 2021 to FY 2023 peaking in FY 2020. Enrollment in practical nursing education programs increased over the past fiscal year. Associate degree programs have the highest enrollment of the three types of nursing education programs, achieving a record high enrollment in FY 2020. Total overall enrollments in nursing education programs increased this past fiscal year by 9.2 percent.

Graduates from Nursing Education Programs

Type of Program	FY 2019	FY 2020	FY 2021	FY 2022	FY 2023	1 & 5 Year Variances
Advanced Practice Registered Nursing	N/A	N/A	72**	68**	85**	↑ 25% & N/A
Baccalaureate Degree*	834	859	871	802	1,170	↑ 45.9% & ↑ 40.3%
Associate Degree	1,217	1,294	1,323	1,180	1,077	↓ 8.7% & ↓ 11.5%
Practical Nursing	954	852	959	834	907	↑ 8.8% & ↓ 4.9%
Total	3,005	3,005	3,153	2,816	3,154	↑ 12% & ↑ 5%

*RN-BSN not included

**APRN Nursing Program graduates are not included in the total number of admissions. FY 2023 is the third year this data is reported with an increase seen in the APRN Nursing Program graduates.



The total number of nursing graduates from Oklahoma nursing education programs this past fiscal year increased by 12 percent over the previous fiscal year, with FY 2023 having the largest number of graduates over the past five years. Baccalaureate degree nursing programs report an increase in graduates of 45.9 percent over the past year. The number of graduates from associate degree nursing education programs decreased and practical nursing education programs increased this past fiscal year.

Admissions of Licensed Nurses in Nursing Education

Category	FY 2019	FY 2020	FY 2021	FY 2022	FY 2023	1 & 5 Year Variances
APRN	N/A	N/A	128	134	160	↑ 19.4% & N/A
LPN-ADN	428	383	342	324	289	↓ 10.8% & ↓ 32.5%
LPN-BSN	22	57	12	31	183	↑ 490.3% & ↑ 731.8%
RN-BSN* Traditional Program	19	358	38	138	132	↓ 4.3% & ↑ 594.7%

*Students enrolled in RN-BSN degree completion programs not regulated by the Board are not included in these figures.

Enrollment in an advanced practice registered nursing program requires an individual to hold a registered nurse license. Over the past fiscal year, the number of Licensed Practical Nurses (LPNs) admitted to associate degree nursing education programs decreased while the number of LPNs admitted to baccalaureate nursing education programs increased. The majority of LPNs chose associate degree education as their entry point into registered nursing. The significant increase for admissions of RN-BSN students seen in FY 2020 from the previous fiscal year was attributed to the transitioning of students from RN-BSN programs to traditional BSN programs through advanced standing. The number of RN-BSN admissions decreased from FY 2022 to FY 2023. There is no information regarding the number of RNs enrolled in programs that offer only RN-BSN.

Percentage of Enrolled Students Representing an Ethnic Minority

Type of Program	FY 2019	FY 2020	FY 2021	FY 2022	FY 2023
Advanced Practice Registered Nursing	N/A	N/A	36.8%	36.3%	39.4%
Baccalaureate Degree*	29.6%	33.3%	42.8%	43.3%	41.4%
Associate Degree	35.4%	33.7%	43%	40.3%	39.2%
Practical Nursing	41.3%	40%	47%	51.7%	47.3%

*RN-BSN not included



Percentages of minority students enrolled in Oklahoma nursing education programs decreased over the past year for baccalaureate degree programs. The percentage of enrollment of minorities decreased in associate degree nursing programs and practical nursing programs. This is the third year for advanced practice registered nursing education programs to report with an increase reported over FY 2022.

Percentage of Male Students Enrolled in Nursing Education Programs

Type of Program	FY 2019	FY 2020	FY 2021	FY 2022	FY 2023
Advanced Practice Registered Nursing	N/A	N/A	13.7%	16.3%	13.1%
Baccalaureate Degree*	12%	12%	12.9%	12.9%	16%
Associate Degree	12.6%	13.9%	13.2%	13.4%	12.4%
Practical Nursing	9%	7%	7.4%	9.5%	8.9%

*RN-BSN not included

The percent of male students enrolling in nursing education programs has remained relatively small. In addition, there was a decrease in the percent of male students enrolled in associate degree and practical nursing education programs over the past year. The percentage of males in baccalaureate degree nursing education programs increased for FY 2023. This is the third year for advanced practice registered nursing education programs to report with a decrease of 3.2 percent.

Average Age (In Years) of Students Enrolled in Nursing Education Programs

Type of Program	FY 2019	FY 2020	FY 2021	FY 2022	FY 2023
Advanced Practice Registered Nursing	N/A	N/A	37.6	34.3	33.4
Baccalaureate Degree*	26.3	23.6	25.3	27.1	25.9
Associate Degree	28.2	37.9	27.9	28.3	28.3
Practical Nursing	28	28.1	27.7	28.1	27.6

*RN-BSN not included

The average age of students enrolled in advanced practice nursing programs was 33.4 years. The average age of students enrolled in baccalaureate nursing education programs decreased over the past year, while the average age of students in associate degree nursing education programs remained the same. The average age for students in practical nursing education programs has decreased slightly.



Mean Completion Rates of Nursing Education Programs

Type of Program	FY 2019	FY 2020	FY 2021	FY 2022	FY 2023
Advanced Practice Registered Nursing	N/A	N/A	87.8%	87.8%	92.4%
Baccalaureate Degree*	86.7%	90.3%	87%	86.9%	84.8%
Associate Degree	80.6%	82.4%	81.5%	77%	78.9%
Practical Nursing	81.5%	77.5%	80.7%	78.9%	78.9%

*RN-BSN not included

The data continues to support that most students admitted to nursing education programs are successful in completing their programs. In the past fiscal year, the mean completion rate for baccalaureate degree nursing programs decreased while the associate degree programs increased. Practical nursing programs saw no change in their mean completion rate. Advanced practice registered nursing education programs' mean completion rate increased.

Requests for Program Changes
(Number of Programs Impacted With Percent of Total Programs Noted in Parentheses)

Type of Change	FY 2019	FY 2020	FY 2021	FY 2022	FY 2023
Change in Curriculum	5 (8.5%)	3 (5.1%)	4 (6.7%)	6 (9.8%)	2 (3.2%)
Program Format Change	0 (0%)	0 (0%)	0 (0%)	1 (1.6%)	0 (0%)
Extended/Additional Classes	0 (0%)	0 (0%)	0 (0%)	0 (0%)	0 (0%)
New Nursing Program/Campus	1/2 (1.7%)/(2%)	1/0 (1.7%)	1/4 (1.7%)/(3.9%)	1/4 (1.6%)/(3.8%)	2/2 (3.2%)/(3.2%)
New APRN Program/Campus	N/A	N/A	2/0 (50%)	1/0 (20%)	0/0 (0%)



Board Actions Related to Program Approval Status
(Number of Programs Impacted With Percent of Total Programs Noted in Parentheses)

Type of Action	FY 2019	FY 2020	FY 2021	FY 2022	FY 2023
Routine Survey Visits	4 (6.8%)	1 (1.7%)	8 (13.3%)	6 (9.8%)	7 (11.1%)
Board-Directed Survey Visits	1 (1.7%)	3 (5.1%)	3 (5%)	1 (1.6%)	2 (3.2%)
Consultative Survey Visits	3 (5.1%)	2 (3.4%)	1 (1.7%)	0 (0%)	2 (3.2%)
Warnings Issued	1 (1.7%)	2 (3.4%)	0 (0%)	3 (4.9%)	8 (7.4%)
Programs on Conditional Approval	0 (0%)	0 (0%)	1 (1.7%)	1 (1.6%)	4 (6.3%)
Programs/Campuses Closed	4* (6.8%)	1/2 (1.7%)/(2%)	0/1 (0%)/(1%)	0/2 (0%)/(1.9%)	0/1 (0%)/(0.9%)
Pass Rate Reports Required	6 (10.2%)	10 (10.2%)	8 (7.8%)	10 (9.5%)	12 (11.1%)
Follow-Up Reports Required	1 (1.7%)	11 (11.2%)	2 (2%)	3 (2.9%)	8 (7.4%)

*Programs/campuses closed voluntarily.

Revisions to Education Policies

The following Board documents related to nursing education were developed, revised or reviewed without revision, or rescinded this fiscal year:

1. *Establishment of Training Equivalency for Certification as an Advanced Unlicensed Assistant Policy, #E-41, 11/9/2022 [Revised]*
2. *Reports Submitted from Nursing Education Programs on NCLEX Pass Rate and Program Completion Rate Report Guidelines, #E-07, 11/9/2022 [Reviewed]*
3. *Approved Advanced Unlicensed Assistant Training Program Curriculum, #E-44, 11/10/2022 [Reviewed]*
4. *Information for Bulletins and Catalogues of Nursing Education Programs, #E-05, 1/24/2023 [Revised]*

In FY 2023, the Board reviewed reports of survey visits conducted in the following nursing education programs and recommended continuing full approval:

- Northwest Technology Center, Practical Nursing Program, Alva, 9/12-14/2022
- Gordon Cooper Technology Center, Practical Nursing Program, Shawnee, 10/24-26/2022
- Autry Technology Center, Practical Nursing Program, Enid, 11/14-15/2022



- Wes Watkins Technology Center, Practical Nursing Program, Wetumka, 11/17-18/2022
- Pioneer Technology Center, Practical Nursing Program, Ponca City, 2/14-16/2023
- Kiamichi Technology Center, Practical Nursing Program, Antlers, Atoka, Durant, Hugo, Idabel, McAlester, Poteau, Stigler, & Talihina, 3/20-23/2023

In FY 2023, there were no nursing education program focus survey visits reviewed that recommended continuing full approval.

In FY 2023, the Board reviewed the reports of focus survey visits conducted in the following nursing education programs and recommended continued conditional approval status:

- Southern Nazarene University, Baccalaureate Degree Nursing Program, Bethany, 3/2/2023
- Langston University, Baccalaureate Degree Nursing Program, Tulsa, 3/9/2023

At the closure of FY 2023, there was one (1) survey visit pending Board approval:

- Miller-Motte College, Practical Nursing Program, Tulsa, 5/31/2023-6/2/2023

In FY 2023, there were two (2) Nursing Education Program consultative visits conducted:

- Health and Safety Education Consultants Training Center, Proposed Practical Nursing Program, Tulsa, 7/5/2022
- Oklahoma State University, Proposed Baccalaureate Degree Nursing Program, Stillwater, 1/10/2023

NCLEX Pass Rate Reports

Pass rate reports are required when the first-time writer National Council Licensure Examination (NCLEX) pass rate for a nursing education program falls ten percentage points or more below the national average and at least ten candidates wrote the examination [OAC 485:10-3-5 (4)]. NCLEX pass rate reports were submitted in FY 2023 by the following nursing education programs with a Calendar Year 2022 NCLEX pass rate ten percentage points or more below the national average:

- Redlands Community College, Associate Degree Nursing Program, El Reno
- Langston University, Baccalaureate Degree Nursing Program, Tulsa
- Southern Nazarene University, Baccalaureate Degree Nursing Program, Bethany
- Western Oklahoma State College, Associate Degree Nursing Program, Altus and Lawton
- Seminole State College, Associate Degree Nursing Program, Seminole
- Northeast Technology Center, Practical Nursing Program, Afton
- Northern OK College, Tonkawa
- Central OK College, Oklahoma City
- Gordon Cooper Technology Center, Shawnee
- Miller-Motte College (formerly Platt College), Tulsa
- Southwest Technology Center, Altus



Oklahoma Board of Nursing FY 2023 Annual Report

A Board subcommittee reviewed the reports in October 2022 and made recommendations for each program. These recommendations were reviewed and accepted by the Board during the November 2022 meeting.

Completion Rate Reports

A completion rate report is submitted when the program completion rate average is less than 70% for the most recent three (3) annual report years. Program completion rate is calculated as 200% of the program length as defined by selective admission to the nursing program's first nursing course. Admission is defined as the grade of the first nursing course that is transcribed with a letter grade of A, B, C, D, or F, which are used to calculate the grade point average. Individual exceptions to the calculation of completion rate include death, military, and peace corps [OAC 485:10-3-5 (5)]. Completion rate reports were submitted in FY 2023 by the following nursing education programs with a program completion rate average less than 70% for the most recent three (3) annual report years, FYs 2020, 2021, and 2022:

- Oklahoma Wesleyan University, Baccalaureate Degree Nursing Program, Bartlesville; 1/24/2023
- Carl Albert State College, Associate Degree Nursing Program, Sallisaw; 1/24/2023
- Great Plains Technology Center, Practical Nursing Program, Frederick; 1/24/2023
- High Plains Technology Center, Practical Nursing Program, Woodward; 1/24/2023
- Southern Oklahoma Technology Center, Practical Nursing Program, Ardmore; 1/24/2023
- Connors State College, Associate Degree Nursing Program, Muskogee; 1/24/2023
- Eastern Oklahoma State College, Associate Degree Nursing Program, Idabel; 1/24/2023
- Western Technology Center, Practical Nursing Program, Burns Flat; 1/24/2023

A Board subcommittee reviewed the reports in November 2022 and made recommendations for each program. These recommendations were reviewed and accepted by the Board during the January 2023 meeting.

Request for New Programs, Additional Program Offerings, and Program Changes

In FY 2023, the Board approved one (1) Step I applications for a new program:

- Oklahoma State University, Stillwater and Tulsa, Step I, proposed new baccalaureate degree nursing education program, approved, 9/28/2022

In FY 2023, the Board granted Provisional Approval for two (2) new programs:

- Health and Safety Education Consultants Training Center, Tulsa, provisional approval, 1/26/2023
- Oklahoma State University, Baccalaureate Degree Nursing Program, Stillwater, provisional approval, 3/29/2023

In FY 2023, the Board granted full approval to one registered nursing education program and one (1) practical nursing education program:

- Marian University, Leighton School of Nursing, Accelerated Baccalaureate of Science Degree Nursing Program, Oklahoma City, full approval, 7/26/2022
- ATA College, Practical Nursing Program, Tulsa, full approval, 7/27/2022



In FY 2023, the Board granted full approval to one (1) advanced unlicensed assistant program:

- Kiamichi Technology Center, Advanced Unlicensed Assistant Program, Duncan, McAlester, & Poteau, Full Approval, 1/25/2023

In FY 2023, the Board approved additional program offerings on extended campuses for the following:

- Rogers State University, Baccalaureate Degree Nursing Program, St. Francis Hospital campus, Tulsa, 3/29/2023
- Indian Capital Technology Center, Practical Nursing Program, Coweta campus, 3/30/2023

In FY 2023, the Board approved additional program offerings on the same campuses for the following:

- University of Tulsa, Oxley College of Health Sciences, School of Nursing, Advanced Practice Registered Nursing Education Program, Tulsa, additional role/focus, Adult-Gerontology Acute Care, Post Master's Certificate, 5/25/2023

In FY 2023, the following nursing education programs closed:

- Oklahoma City University, Baccalaureate Degree Nursing Program, Duncan, 5/31/2023

In FY 2023, the Board approved curriculum change requests from the following programs:

- East Central University, Baccalaureate Degree Nursing Program, Ada, 7/26/2022
- Marian University, Leighton School of Nursing, Accelerated Baccalaureate of Science Degree Nursing Program, OKC, 7/26/2022

Follow-Up Pass Rate Reports

There were three (3) nursing education programs follow-up pass rate reports for FY 2023:

- Northeast Technology Center, Practical Nursing Program, Afton
- Seminole State College, Associate Degree Program, Seminole
- Western Oklahoma State College, Associate Degree Program, Lawton

Follow-Up Reports

There were no nursing education program follow-up reports for FY 2023.

Meetings

The Nursing Education Consultant attended and provided input/directions in 7 meetings, which were primarily related to nursing education this fiscal year, as compared to 9 meetings attended in FY 2022.



Other Division Activities

Nursing Education and Nursing Practice Advisory Committee

The purpose of the Advisory Committee on Nursing Education and Nursing Practice is to:

1. Review annually the minimum standards for approved schools of nursing and make recommendations which would assure the standards are realistic and reflect the trends and present practices in nursing education;
2. Examine and make recommendations concerning nursing practice issues;
3. Provide input on the role and scope of safe and competent nursing practice; and
4. Review annually the *Rules of the Oklahoma Board of Nursing*.

Persons who have served on this committee during the fiscal year are:

Shelly Swalley, MSN, RN, Board Representative
Nikole Hicks, PhD, RN, CNE, Board Representative
Kyle Leemaster, MBA, RN, Board Representative
Kim Stout, RN, Oklahoma Organization of Nurse Executives
Liz Michael, MS, RN, Oklahoma Organization of Nurse Executives
Chris King, RN, Oklahoma Organization of Nurse Executives
Karen Vahlberg, BSN, RN, Oklahoma Association for Home Care
Michele Bradshaw, MSN, RN, Oklahoma Nurses Association
Shelly Wells, PhD, MBA, MS, APRN-CNS, Oklahoma Nurses Association
Jennifer Gray, PhD, RN, Baccalaureate & Higher Degree Deans Council
Marietta Lynch, BSN, RN, Oklahoma Association of Health Care Providers
Amanda Churchman, MSN, RN, OK Dept. of Career & Technology Education
Stephanie Beauchamp, EdD, Oklahoma State Regents for Higher Education
Amy Gaither, MS, RN, Oklahoma State Department of Health
Dolores Cotton, MS, MEd, RN, Practical Schools of Nursing
Lisa Gerow, PhD, RN, Associate Degree Schools of Nursing
Sue Kerr, MSN, RN, Board-Appointed Advanced Unlicensed Assistants Program Representative
Nicole Meek, BSN, RN, Board Appointed Advanced Unlicensed Assistants Program Representative
Sarah McDaniel, LPN, Board-Appointed LPN Representative

Board staff representatives were Gina Stafford, BSN, RN; Madison Edwards, MSN, RN; Mike Starchman, RN, CPA; Terri Walker, MSN, RN; and Jackye Ward, MSN, RN.

Nursing Education and Nursing Practice Advisory Committee meetings were held virtually on October 7, 2022, February 24, 2023, and June 23, 2023.

Advanced Practice Advisory Committee

The purpose of the Advanced Practice Advisory Committee is to:

1. Make recommendation to the Board concerning advanced practice educational programs, national certifying bodies, definitions of scope of practice statements, standards of practice, and other practice-related issues;



2. Advise the Board in the development and enforcement of Rules and Regulations regarding advanced practice;
3. Advise the Board with regard to complaints filed against advanced practitioners, and assists the Board in interpretation of the Scope of Practice and Standards of Care for the Advanced Practitioner; and,
4. Perform other duties as defined by the Board.

Persons who have served on this committee during this fiscal year are:

Amber Garretson, MSN, APRN-CNS, Board Representative

Kathy O'Dell, DNP, APRN-CNP, RN, Board Representative

Carl Lafoon, DNP, APRN-CNP, Oklahoma Association of Nurse Practitioners

Margaret Rosales, MSN, APRN-CNP, Oklahoma Association of Nurse Practitioners

Jana Butcher, MSN, APRN-CNP, Oklahoma Chapter of the National Association of Pediatric Nurse Practitioners

Leanna Harkess, MSN, APRN-CNM, APRN-CNP, American College of Nurse Midwives, OK Chapter Affiliate

Jill Nobles-Botkin, MSN, APRN-CNM, American College of Nurse Midwives, OK Chapter Affiliate

Regina Kizer, MSN, APRN-CNM, American College of Nurse Midwives, OK Chapter Affiliate

Steve McKittrick, MS, MHS, APRN-CRNA, Oklahoma Association of Nurse Anesthetists

Dennis Dodd, BS, APRN-CRNA, Oklahoma Association of Nurse Anesthetists

Randy Hailey, Jr, MSN, APRN-CRNA, Oklahoma Association of Nurse Anesthetists

Rhonda Coleman-Jackson, DNP, APRN-CNS, Oklahoma Association of Clinical Nurse Specialists

Stephanie Moore, MSN, APRN-CNS, Oklahoma Association of Clinical Nurse Specialists

Karen Genzel, DNP, APRN-CNS, Oklahoma Association of Clinical Nurse Specialists

Amy Costner-Lark, DNP, APRN-CNS, Board-appointed Faculty from an Oklahoma Advanced Practice Registered Nursing Education Program for Clinical Nurse Specialist Educator

Gina Crawford, DNP, APRN-CNP, Board-appointed Faculty from an Oklahoma Advanced Practice Registered Nursing Education Program for Certified Nurse Practitioner Educator

Kimberly Watson, APRN-CNP, Oklahoma Chapter of the National Association of Pediatric Nurse Practitioners

Board staff representatives were Gina Stafford, BSN, RN; Madison Edwards, MSN, RN; Terri Walker, MSN, RN; and Jackye Ward, MSN, RN.

The Advanced Practice Advisory Committee was held virtually on August 9, 2022, and February 2, 2023.



CRNA Formulary Advisory Council

The purpose of the CRNA Formulary Advisory Council is to:

1. Develop and submit to the Board recommendations for an inclusionary formulary that lists drugs or categories of drugs that may be ordered, selected, obtained or administered by Certified Registered Nurse Anesthetists authorized by the Board to order, select, obtain and administer drugs.
2. Develop and submit to the Board recommendations for practice-specific standards for ordering, selecting, obtaining and administering drugs for a Certified Registered Nurse Anesthetist authorized by the Board to order, select, obtain and administer drugs pursuant to the provisions of the *Oklahoma Nursing Practice Act*.

The CRNA Formulary Advisory Council is composed of five (5) members:

Appointed by the Oklahoma Association of Nurse Anesthetists:

Jenny Schmitt, APRN-CRNA
Bruce Kennedy, APRN-CRNA

Appointed by the Oklahoma Society of Anesthesiologists:

Jeremy Almon, MD
Brian Seacat, MD

Appointed by the Oklahoma Pharmaceutical Association:

Mark St. Cyr, DPh

The Oklahoma Board of Nursing representative for CY 2022 was Kathy O'Dell, DNP, APRN-CNP, RN, and Amber Garretson, MSN, APRN-CNS, CCRN, served as Board of Nursing representative for CY 2023; Board staff representatives were Gina Stafford, BSN, RN; Madison Edwards, MSN, RN; and Jackye Ward, MSN, RN.

The FY 2023 annual meeting of the CRNA Formulary Advisory Council was held April 10, 2023. The CRNA Council reviews and provides recommendations for revision to the *CRNA Inclusionary Formulary, #P-50*, which is then reviewed by the Board for approval. The CRNA Formulary Advisory Council meeting was held consistent with the Open Meeting Act, 25 O.S. L. 2011 §301, *et seq.*

Formulary Advisory Council

The purpose of the Formulary Advisory Council is to:

1. Develop and submit to the Board recommendations for an exclusionary formulary that shall list drugs or categories of drugs that shall not be prescribed by advanced practice nurses recognized to prescribe by the Oklahoma Board of Nursing.
2. Develop and submit to the Board recommendations for practice-specific prescriptive standards for each category of advanced practice nurse recognized to prescribe by the Oklahoma Board of Nursing pursuant to the provisions of the *Oklahoma Nursing Practice Act*.

The Formulary Advisory Council is composed of twelve (12) members:

Oklahoma Board of Nursing
FY 2023 Annual Report



Appointed by the Oklahoma Board of Nursing:

Kathy O'Dell, DNP, APRN-CNP, RN
Jessica Cotton, MSN, APRN-CNM, CNP
Tracy Langley, MSN, APRN-CNP
Robin Potter-Kimball, MSN, APRN-CNS

Appointed by the Oklahoma Pharmaceutical Association:

Jay Kinnard, DPh
Denton Chancey, DPh
JJ Peek, DPh
Kacee Blackwell, DPh

Appointed by the Oklahoma State Medical Association:

Samuel Ratermann, MD
Edward Legako, MD
Dana Stone, MD

Appointed by the Oklahoma Osteopathic Association:

Patrice Aston, DO

Gina Stafford, BSN, RN, and Jackye Ward, MSN, RN served as Board staff representatives.

The Formulary Advisory Council met October 12, 2022, to review the *Exclusionary Formulary for Advanced Practice Registered Nurses with Prescriptive Authority, #P-50B*. The Formulary Advisory Council meeting was held consistent with the Open Meeting Act, 25 O.S. L. 2011 §301, *et seq.*



Peer Assistance Program



Peer Assistance Program

The Peer Assistance Program was established in statutes November 1994 *to rehabilitate nurses whose competency may be compromised because of the abuse of drugs or alcohol, so that such nurses can be treated and can return to or continue the practice of nursing in a manner which will benefit the public. The program shall be under the supervision and control of the Oklahoma Board of Nursing (59 O.S. § 567.17A).* This approach allows the Board to retain control of nursing practice for the protection of the public, which is the mission of the Board.

The Program is administered by the Program Coordinator, a Registered Nurse with a Doctor of Nursing Practice, who reports directly to the Executive Director of the Board. The Program employs two other Registered Nurses, one who is certified in Addictions nursing. These Registered Nurses serve as Case Managers. The Program also employs one Legal Secretary.

Program Policies and Guidelines

As a part of the Board's oversight, it approves the program guidelines and periodically reviews and revises those guidelines (OAC 485:10-19-3(a)). In FY 2023, the Board reviewed or revised the following policies of the Program:

Peer Assistance Program Laboratory Approval Criteria for Body Fluid Testing, #PA-04
Peer Assistance Program Body Fluid Testing Guidelines, #PA-03
Peer Assistance Program Supervised Practice Guidelines, #PA-09
Peer Assistance Medical Care Medication Guidelines, #PA-12
Peer Assistance Program Noncompliance Guidelines, #PA-20
Return to Professional Nursing Practice, PA #16

On November 1, 2011 (FY 2012) statutory changes were implemented regarding the licensure status of nurses entering the Program (59 O.S. § 567.17 K). Participation in the Program is no longer non-public. The license status of all nurses in the Program is now marked with Conditions-Peer Assistance during the term of participation. For those participating voluntarily, the conditions are non-disciplinary.

Peer Assistance Committees (PAC)

Peer Assistance Committees function under the authority of the Board in accordance with the Rules of the Board (59 O.S. § 567.17B). The committee members are appointed by the Board of Nursing for three-year terms (OAC 485:10-19-4(d)). They serve voluntarily without pay. The Board appointed or reappointed 6 committee members this year.

The following individuals have served on a PAC during FY 2023:

Brandi Beers, RN	Dianna McGuire, MS, LADC, LPC, NCGCII
Robin Brothers, PhD, RN	Penny Ramirez, RN
Deborah Campbell, RN	Doug Richardson, LADC
Tim Castoe, RN	Kimberly Roberts, APRN-CNS
Cathey Chambers, LADC	Jaye Robertson, DNP, RN
Jeff Hudson, RN	Mary Jo Sullivan, LADC
Karyl James, DNP, RN	Heather Stranger, MSN, RN
Chris King, RN	Leah Trim, RN



Oklahoma Board of Nursing
 FY 2023 Annual Report

During FY 2023, there were 16 individuals who served on committees. Each member averaged 30 hours in committee meetings (not including preparation time for the meeting). This is the equivalent of 3.75 days each of service work to the program.

There are currently 16 individuals still serving on four Committees. Twelve of the current PAC members are licensed nurses, 4 are certified or licensed in addictions and 9 are recovering individuals. Board rules require that each PAC have at least one recovering individual, one individual with a certification in addictions and the majority to be licensed nurses (OAC 485:10-19-4 (b)).

PAC Activity

The *Rules of the Oklahoma Board of Nursing* define the PAC responsibilities as determining licensee’s acceptance into the program, developing the contract for participation, determining progress, successful completion or termination for failure to comply and reporting all terminations to the Board. They meet with the participants on a regular basis to evaluate progress. (OAC 485:10-19-4(c))

On a **monthly basis** this past fiscal year the PAC has averaged 3 meetings, volunteered an average of 40 hours, accepted 3 new applicants into the Program and met with an average of 32 nurses to review progress. The PAC reviewed progress with approximately 39% of the participants each month.

PAC Activity in Past Five Years

Activity	FY 2019	FY 2020	FY 2021	FY 2022	FY 2023	Variances 1 Year & 5 Year
PAC Meetings	44	35	37	36	36	-- & ↓ 18%
Scheduled Reviews	401	246	275	287	295	↑ 3% & ↓ 26%
Noncompliance Reviews	156	104	100	94	92	↓ 2% & ↓ 41%
Total Reviews	557	350	372	383	386	↑ 0.8% & ↓ 31%
Volunteer Hours	704	539	556	546	476	↓ 13% & ↓ 32%

New Cases

Applicants to the program are screened by the program staff to ensure they meet eligibility requirements as set forth in the *Rules of the Oklahoma Board of Nursing* (OAC 485:10-19-5). Those who meet the requirements are scheduled for an entry appointment with the PAC at which time the PAC determines whether they meet the criteria for acceptance into the program.

Of the 34 nurses initiating contact with the Program for participation and completing the application process, 97% (33 nurses) entered the Program, 0% failed to keep their appointment with the PAC or withdrew the application, 3% (1 nurse) declined to accept a contract offered by the PAC. An additional 7 nurses contacted the Program and were interviewed by staff but chose not to make application.



New Cases in the Past Five Years

Activity	FY 2019	FY 2020	FY 2021	FY 2022	FY 2023	Variances 1 Year & 5 Year
Entry Appointments Scheduled	64	69	41	50	34	↓ 32% & ↓ 47%
Entry Appointments Not Kept	4	1	2	2	0	↓ 100% & ↓ 100%
Entry Appointments Conducted	60	68	39	48	34	↓ 30% & ↓ 43 %
Applicants Not Accepted	2	3	1	0	0	-- & ↓ 100%
Applicants Accepted	54	60	37	48	33	↓ 31% & ↓ 39%
Applicants Declining Contract	1	3	3	0	1	↑ 100% & --
Total Entering Program	54	60	37	47	33	↓ 30% & ↓ 39%
Total New Cases	64	69	41	50	34	↓ 32% & ↓ 47%

Participants

Nurses enter the program voluntarily either through direct application or referral from the Board of Nursing. The minimum length of participation in the program for successful completion is 24 months. The average length of participation for individuals successfully completing the program during FY 2023 was 31 months.

Termination from the program can occur any time after acceptance into the program. The average length of participation for individuals terminating from the program in FY 2023 was 9 months, compared to 11 months in FY 2022. One (11%) of the 9 individuals terminated from the program was in the program 3 months or less. The majority (66%) of individuals terminated from the program had one or more years of participation and 22% were in for 6 months or less.

Nurses who leave the Program for any reason other than successful completion are reported to the Oklahoma Board of Nursing. By law, the Executive Director of the Board must suspend the license of the nurse who voluntarily entered the program with the case scheduled for a Board Hearing. Nurses who entered the program by an order of the Board and leave the program are disciplined as set forth in the order of the Board (59 O.S. § 567.17 I).

Participation by Type of Entry FY 2019-2023





Nurses Entering the Program with Board Action

Activity	FY 2019	FY 2020	FY 2021	FY 2022	FY 2023	5 Year Total	Variances 1 Year & 5 Year
Entering	27	29	20	27	19	122	↓ 30% & ↓ 30%
Participants on 6/30	51	46	48	52	48	--	↓ 8% & ↓ 6%
Participants Discharged	15	20	9	13	17	74	↑ 31% & ↑ 13%
Participants Terminated	16	12	10	10	5	53	↓ 50% & ↓ 69%
Total Participation	82	78	67	75	70	175*	↓ 7% & ↓ 15%

(*5 year total participation equal number of participants on 6/30/2023 + discharges and terminations between 7/1/2019 – 6/30/2023)

Thirty percent of the 175 nurses participating in the program through Board action in the past 5 years have been terminated for noncompliance or withdrawn from the program without completing. Forty-two percent have been discharged for successful completion and twenty-seven percent are still in the program.

Nurses Entering the Program without Board Action

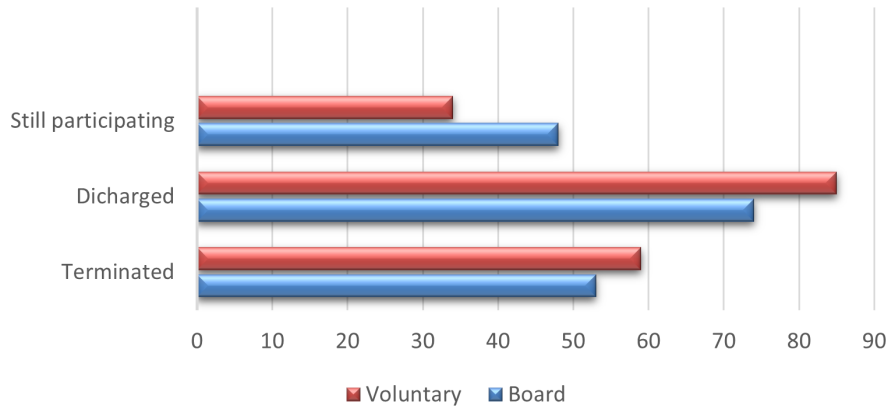
Activity	FY 2019	FY 2020	FY 2021	FY 2022	FY 2023	5 Year Total	Variances 1 Year & 5 Year
Entering	27	31	17	20	14	109	↓ 30% & ↓ 48%
Participants on 6/30	54	44	38	31	34	--	↑ 9.6% & ↓ 37%
Participants Discharged	26	22	12	17	8	85	↓ 53% & ↓ 69%
Participants Terminated	14	21	10	10	4	59	↓ 60% & ↓ 71%
Total Participation	94	87	60	58	46	178*	↓ 21% & ↓ 51%

(*5 year total participation equal number of participants on 6/30/2023 + discharges and terminations between 7/1/2019 – 6/30/2023)

Forty-one (41%) percent of the nurses in the program this year entered without Board Action. Thirty-three percent of the 178 nurses participating in the program without Board Action in the last five years have been terminated for noncompliance or withdrawn from the program without completing. Forty-eight percent of the 178 nurses participating without Board Action in the past five years have been discharged for successful completion. Nineteen percent are still in the program.



**Outcomes by Type of Entry
FY 2019-2023**



All Nurses Entering the Program

Activity	FY 201	FY 2020	FY 2021	FY 2022	FY 2023	5 Year	Variations 1 Year & 5 Year
Participants on 6/30	105	90	86	83	82	446	↓ 1.2% & ↓ 22%
Participants Discharged	41	42	21	30	25	159	↓ 17% & ↓ 39%
Participants Terminated	30	33	20	20	9	112	↓ 55% & ↓ 70%
Total Participants	176	165	127	133	116	353*	↓ 13% & ↓ 34%
Applicants not Entering	7	7	6	2	1	23	↓ 50% & ↓ 86%
Total Participation	183	172	133	135	117	376†	↓ 13% & ↓ 36%

(*5 year total participation equal number of participants on 6/30/2023 + discharges and terminations between 7/1/2019 – 6/30/2023).

**Total cases are the number of total participants in the program during the year plus the number who went through the application process and then did not sign a contract with the program.

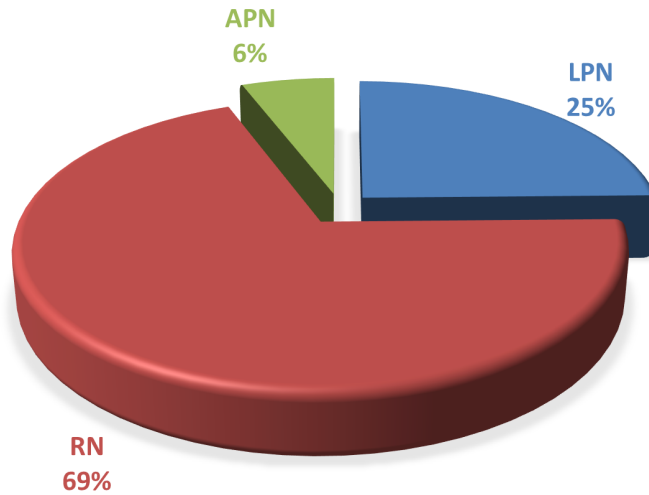
† 5 year totals equal the 5 year total participants + 5 year total applicants not entering

Nurses referred to the program through Board Action account for fifty percent of the nurses participating the program in the last five (5) years, forty-seven percent of those terminated from the program, and forty-seven percent of those successfully completing.

Nurses referred to the program without Board Action account for fifty percent of the nurses participating in the program in the past five (5) years, fifty-three percent of those terminated from the program, and fifty-three percent of the nurses successfully completing the program in the last five years.



Participation by Licensure
FY 2019-2023



Licensed nurses, including LPN, RN, and APRN, may be considered for participation in the program, provided they meet the eligibility requirements as set forth in the *Rules of the Oklahoma Board of Nursing* (OAC 485:10-19-5). Participation by license level for the past five years is illustrated in the chart.

Participation by Gender

Summary of Male Participation FY 2019–FY 2023

Activity	FY 2019	FY 2020	FY 2021	FY 2022	FY 2023	5 Year Total	Variiances 1 Year & 5 Year
Participants on 6/30	17	14	16	16	20	83	↑ 25% & ↑ 18%
Participants Discharged	7	8	3	5	2	25	↓ 60% & ↓ 71%
Participants Terminated	7	4	2	8	2	23	↓ 75% & ↓ 71%
Total Participation	31	26	21	29	24	68*	↓ 17% & ↓ 23%

(*5 year total participation equal number of participants on 6/30/2023 + discharges and terminations between 7/1/2019 – 6/30/2023)

Males comprised nineteen percent of participants in the program during the past five years. They account for sixteen percent of the nurses discharged for successful completion and twenty-one percent of those terminated from the program.



Summary of Female Participation FY 2019–FY 2023

Activity	FY 2019	FY 2020	FY 2021	FY 2022	FY 2023	5 Year Total	Variations 1 Year & 5 Year
Participants on 6/30	88	76	70	67	62	363	↓ 7.4% & ↓ 30%
Participants Discharged	34	34	18	25	23	134	↓ 8% & ↓ 32%
Participants Terminated	23	29	18	12	7	89	↓ 42% & ↓ 70%
Total Participation	145	139	106	104	92	285*	↓ 12% & ↓ 37%

(*5 year total participation equal number of participants on 6/30/2023 + discharges and terminations between 7/1/2019 – 6/30/2023)

Females comprised eighty-one percent of the nurses participating in the program during the past five years. Eighty-four percent of nurses successfully completing the program were female. Seventy-nine percent of the nurses terminated from the program were female.

Office Activity

Office Activity by Type

Activity	FY 2019	FY 2020	FY 2021	FY 2022	FY 2023	Variations 1 Year & 5 Year
Reports Monitored	4,172	3,990	3,274	3,468	4,707	↑ 36% & ↑ 13%
Educational Presentations	9	8	3	2	4	↑ 100% & ↓ 56%
Applicant Interviews	74	84	46	51	39	↓ 24% & ↓ 47%
Average Time From Application to Entry	6 days	10 days	13 days	7 days	4 days	↓ 40% & ↓ 40%
Average Time to Address Noncompliance	< 1 day	< 1 day	< 1 day	< 1 day	< 1 day	-- & --
Average Time to Remove from Nursing Practice when Relapse is Identified	< 1 day	< 1 day	< 1 day	< 1 day	< 1 day	-- & --

Thirty-four percent of the participants in the program at the end of the fiscal year had been in for less than one year. Participants in the first year of participation require more intensive monitoring as this is when there is the greatest of risk of relapse.



Oklahoma Board of Nursing
 FY 2023 Annual Report

Addressing noncompliance quickly is an additional safeguard. Noncompliance with the contract may indicate a safety issue with the nursing practice of the individual and be a signal of relapse. For FY 2023, it took an average of <1 day for the program to address noncompliance issues, exceeding the performance measure. The program directs nurses with identified safety issues, relapse behaviors and/or identified relapse to cease nursing practice within one day of identification.

The program defines success in the program as the number of participants who have successfully completed the program since its inception plus the number of participants still participating in the program at the end of the fiscal year. For FY 2023, the program success rate was 91%.

Office Activity Per Participant

Average Activity Per Participant Per Year	FY 2019	FY 2020	FY 2021	FY 2022	FY 2023	5-Year Average
Reports	24	24	25	26	41	28
PAC Reviews	2.7	2.5	2.3	2.9	2.3	2.54

Relapse Rates

Relapse is defined as unauthorized use of mind-altering, intoxicating, potentially addictive drugs after a period of sustained abstinence. During FY 2023, the total relapse rate was 2%, which was a decrease from the 5% relapse rate in FY 2022.



Investigative Division



Introduction

The Investigative Division conducts investigations for allegations of violations of the Nursing Practice Act. The work is accomplished through a priority system and performed by objective fact finding during the investigative process. Evidence is presented during Board hearings by investigative staff. The Division is responsible for monitoring compliance to Board Orders and reporting Board actions to Federal databanks. The Investigative Division is comprised of six Nurse Investigators and three legal secretaries.

The Oklahoma Nursing Practice Act (ONPA) gives the Oklahoma Board of Nursing (Board) the power to: 1) deny, revoke or suspend any licensure to practice as an Advanced Practice Registered Nurse, Registered Nurse single-state or multistate, or Licensed Practical Nurse, single-state or multistate, multistate privilege to practice in Oklahoma, or certification as an Advanced Unlicensed Assistant or authorization for prescriptive authority or authority to order, select, obtain and administer drugs; 2) assess administrative penalties; and 3) otherwise discipline applicants, licensees or Advanced Unlicensed Assistants. The Act further states the Board shall impose a disciplinary action pursuant to the above upon proof that the person:

1. Is guilty of deceit or material misrepresentation in procuring or attempting to procure:
 - a. a license to practice registered nursing, licensed practical nursing, and/or a license to practice advanced practice registered nursing with or without either prescriptive authority recognition or authorization to order, select, obtain and administer drugs, or
 - b. certification as an Advanced Unlicensed Assistant;
2. Is guilty of a felony, or any offense reasonably related to the qualifications, functions or duties of any licensee or Advanced Unlicensed Assistant, or any offense an essential element of which is fraud, dishonesty, or an act of violence, whether or not sentence is imposed, or any conduct resulting in the revocation of a deferred or suspended sentence or probation imposed pursuant to such conviction. For the purposes of this paragraph, "substantially related" means the nature of the criminal conduct for which the person was convicted has a direct bearing on the fitness or ability to perform one or more of the duties or responsibilities necessarily related to the occupation;
3. Fails to adequately care for patients or to conform to the minimum standards of acceptable nursing or Advanced Unlicensed Assistant practice that, in the opinion of the Board, unnecessarily exposes a patient or other person to risk of harm;
4. Is intemperate in the use of alcohol or drugs, which use the Board determines endangers or could endanger patients;
5. Exhibits through a pattern of practice or other behavior actual or potential inability to practice nursing with sufficient knowledge or reasonable skills and safety due to impairment caused by illness, use of alcohol, drugs, chemicals or any other substance, or as a result of any mental or physical condition, including deterioration through the aging process or loss of motor skills, mental illness, or disability that results in inability to practice with reasonable judgment, skill or safety; provided, however, the provisions of this paragraph shall not be utilized in a manner that conflicts with the provisions of the Americans with Disabilities Act;
6. Has been adjudicated as mentally incompetent, mentally ill, chemically dependent or dangerous to the public or has been committed by a court of competent jurisdiction, within or without this state;
7. Is guilty of unprofessional conduct as defined in the rules of the Board;
8. Is guilty of any act that jeopardizes a patient's life, health or safety as defined in the rules of the Board;
9. Violated a rule promulgated by the Board, an order of the Board, or a state or federal law relating to the practice of registered, practical or advanced practice registered nursing or advanced unlicensed assisting, or a state or federal narcotics or controlled dangerous substance law including, but not limited to prescribing, dis-



- pending or administering opioid drugs in excess of the maximum limits authorized in Section 2-309I of Title 63 of the Oklahoma Statutes;
10. Has had disciplinary actions taken against the individual's registered or practical nursing license, advanced unlicensed assistive certification, or any professional or occupational license, registration or certification in this or any state, territory or country;
 11. Has defaulted and/or been terminated from the Peer Assistance Program for any reason;
 12. Fails to maintain professional boundaries with patients, as defined in the Board rules; and/or
 13. Engages in sexual misconduct, as defined in Board rules, with a current or former patient or key party, inside or outside the health care setting

Investigation and Disciplinary Process

The number of ONPA alleged violations reported to the Board during FY 2023 that resulted in opened cases for investigation increased thirteen percent (13%) compared to FY 2022. The number of alleged violations received against licensees/applicants represents 0.5% of the total licensee/applicant population regulated by the Board. Board staff, legal counsel, and/or other governmental agencies complete investigations of alleged violations reported to the Board. During any investigation, the staff emphasizes the Board's commitment to the due process afforded each individual under the provisions of the ONPA and the Administrative Procedures Act as well as the Board's legislative mandate to safeguard the public's health, safety, and welfare.

Investigative Cases Opened

Categories of data compiled about opened investigative cases include the Classification of Licensure/Certification/Applicant, Type of Case, and Location of Case.

Number/Percent of Licensees/Applicants with Cases Opened That Were Opened During FY 2023 Compared to Total Regulated Population

Classification	*Number of Licensees/Applicants with Cases Opened	Number of Licensees Regulated or Applications Received	Percentage of Licensees Regulated or Applications Received with Cases Opened
RN	151	52,128	0.3%
LPN	103	16,073	0.6%
APRN	54	6,537	0.8%
AUA	4	359	1.1%
NCLEX-RN	15	3,187	0.5%
RN Endorsement	14	1,096	1.3%
NCLEX-LPN	35	1,424	2.5%
LPN Endorsement	10	115	8.7%
Total	386	80,919	0.5%

*Number reflects the number of individuals with cases opened, not the number of cases opened in subsequent tables as 1 individual could have more than one alleged violation reported to the Board during the course of the fiscal year.



Type of Cases Opened

FY 2023	Drug	Nursing Practice	Abuse/Neglect	Felony	Other*	Reinstatement Return to Active	PAP Related	Worked Lapsed License	Deceit	Total
Number	43	51	15	32	86	27	4	65	63	386
Percentage	11%	13%	4%	8%	22%	7%	1%	17%	16%	100%

*Other types of administrative procedure cases were: hearing on temporary suspensions, request to amend, request to terminate probation, request for inactive status, voluntary surrender or court order surrender of license, misdemeanor, reappear before the Board as ordered, peer assistance related, request for reconsideration of Board decision, lawsuit, renewal application, etc.

Location of Cases Opened

FY 2023	Hospital	Nursing Home	Home Health	Other Nursing*	Other**	Total
Number	67	60	16	97	146	386
Percentage	17%	16%	4%	25%	38%	100%

*Other nursing settings are physician's office, clinic, hospice, state correction facility, etc.

**Other are felonies, reinstatements, probation violations, etc.

Types of Cases Opened in Clinical Settings in FY 2023

Type	Hospital	Nursing Home	Home Health	Other Nursing/Non-Nursing
Drug	29	9	3	2
Nursing Practice	15	18	2	16
Abuse/Neglect	1	11	0	3
Worked Lapsed License	8	7	4	46
Other	14	15	7	176
Total	67	60	16	243

Resolution and Closure of Investigative Cases

Investigative cases are resolved when the Board takes action on the case through Formal Hearings or Informal Disposition Panel Conferences. Investigative cases are closed when Board staff closes a case for no violation of the ONPA, for insufficient evidence, etc. During FY 2023, 52% of the cases were resolved/closed within six months.



FY 2023 Resolution/Closure Based on Length of Time Opened

Board Resolved	Total	Board Staff Closed	Total	Grand Total
Within 6 months	56	Within 6 months	144	200
After 6 months	98	After 6 months	84	182
Totals	154	Totals	228	382

Reasons for Closure by Board Staff

FY 2023	Insufficient Evidence	No Violation	Other*	Total
Total	40	8	180	228
Percentage	18%	4%	79%	100%

*Other reasons for closure of open cases are: no jurisdiction, lapsed license, on advice of legal counsel, resolution of court case, appropriate action by employer, self-referrals to the Peer Assistance Program, etc.

Formal Hearings and Informal Disposition Panel (IDP) Conferences are conducted bi-monthly to resolve open investigative cases. The Board experienced a 2% increase in the total number of hearings in Fiscal Year 2023 compared to Fiscal Year 2022.

Total Number of Informal Disposition Conferences and Formal Hearings

Fiscal Year	Total Number of Informal Disposition Cases	Total Number of Formal Hearings (Full Board)	Total Hearings
2022	92	59	151
2023	93	61	154
Variance	↑ 1%	↑ 3%	↑ 2%

During the 2015 legislative session, Corrective Actions for violations of the Nursing Practice Act and/or Rules was added to the Nursing Practice Act. Emergency rules for implementation of Corrective Actions were approved by the Governor on October 26, 2015, allowing the Board to implement Corrective Actions on the November 1, 2015, effective date. During FY 2023, eighty-five (85) Corrective Action Orders were issued.

Also during the 2015 legislative session, the Nursing Practice Act was amended granting authority to the Executive Director to accept identified Agreed Disciplinary Orders on behalf of the Board. The law became effective November 1, 2015. The table below indicates the type and number of Agreed Disciplinary Orders issued by the Executive Director during FY 2023.



Agreed Disciplinary Orders Accepted by Executive Director on Behalf of Board

Type of Executive Director Order	Number of Executive Director Orders
Agreed entry into the Peer Assistance Program disciplinary orders	14
Agreed reinstatement/endorsement disciplinary orders when the applicant has practiced without an active Oklahoma license/certificate/recognition	17
Agreed disciplinary orders for the voluntary surrender of a license/certification/recognition	10

Rate and Number of Individuals Disciplined

The Board takes actions on open cases involving licensees or applicants in order to protect the health, safety, and welfare of the public. Those actions include denying licensure/certification (for example upon renewal, application for endorsement, application for licensure/certification by examination), revoking, suspending or otherwise disciplining a licensee or an advanced unlicensed assistant. The number and rate of individuals disciplined in FY 2023 by type of licensure is shown below.

Number of Individuals Disciplined in FY 2023 by Type of License/Certificate

Type	Total Number Disciplined	Total Number of Licenses/Certificates	Rate of Nurses Disciplined
RNs	76	52,128	0.2%
LPNs	66	16,073	0.4%
APRNs (licensure & prescriptive authority recognition)	5	6,537	0.1%
AUAs	1	359	0.3%
Total	148	75,097	0.2%



Nurse Population Data

The nurse population report in Oklahoma for FY 2023 is compiled from information provided by applicants at the time of licensure/certification or renewal/reinstatement of licensure/certification through June 30, 2023, for Advanced Practice Registered Nurses, Registered Nurses, Licensed Practical Nurses, and Advanced Unlicensed Assistants (APRNs, RNs, LPNs and AUAs).

The summary shows Fiscal Year 2023 (July 1, 2022 to June 30, 2023).

Questions or comments regarding this information should be directed to the Executive Director of the Oklahoma Board of Nursing.

Licensure Count by Type for FY 2023	
RNs	52,128
LPNs	16,073
APRNs	6,537
Prescriptive Authority	4,426
AUAs	359
Nursing Education Programs (APRN, RN, LPN)	68
AUA Education Programs	8
Other	131,878
Total Records	211,477

Oklahoma Board of Nursing
2501 N. Lincoln Blvd., Ste. 207
Oklahoma City, Oklahoma 73105
phone: 405/962-1800
facsimile: 405/962-1821
visit us on the web at:
<http://www.oklahoma.gov/nursing>