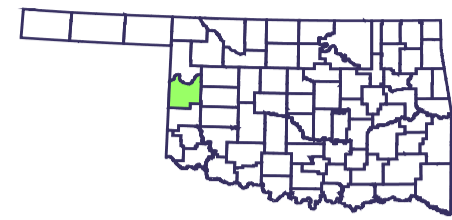


Oklahoma Live Births and Infant Deaths

Roger Mills County

County Seat > *Cheyenne*



Population Overview - 2014

Indicator	County	State
Population ¹	3,761	3,878,051
Number of live births ²	48	53,286
Birth rate (live births per 1000 people) ^{1,2}	12.8	13.7
Percent of births by maternal race/ethnicity ²		
· Non-Hispanic White	70.8%	59.5%
· Non-Hispanic Black	***	8.2%
· Hispanic	16.7%	13.7%
· Non-Hispanic American Indian	***	9.5%
· Non-Hispanic Asian	***	2.9%
· Other and multiple race	***	6.3%

Five Year Overview for the Period 2010-2014

Indicator	County	State
Infant mortality < 1 year		
· Average infant mortality rate (per 1000 live births) ²	***	7.5
Number of infant deaths ²	***	1,979
Birth weight		
· Low birth weight ²	6.7%	8.0%
· Very low birth weight ²	***	1.3%
Preterm births		
· Preterm ²	11.1%	13.2%
· Early term/late preterm ²	28.6%	28.0%
Prenatal care during 1st trimester ²	64.8%	67.5%
Teen birth rate (per 1000 female population aged 15-19 years) ^{2,5}	46.9	45.4

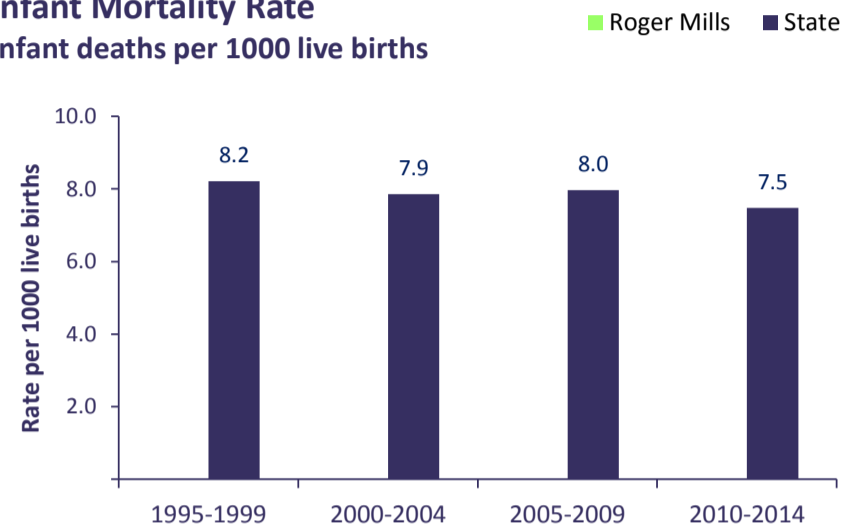
Socioeconomic Status Overview

Indicator	Year	County	State
Maternal education < high school ²	2010-2014	16.7%	19.9%
Insurance status			
· Uninsured < 18 years ³	2013	14.4%	10.6%
· Uninsured females 18-64 ³	2013	22.3%	23.6%
Median household income ⁴	2014	\$56,139	\$47,524
Families with children aged 0-17 years below the federal poverty level ⁴	2014	16.7%	22.4%

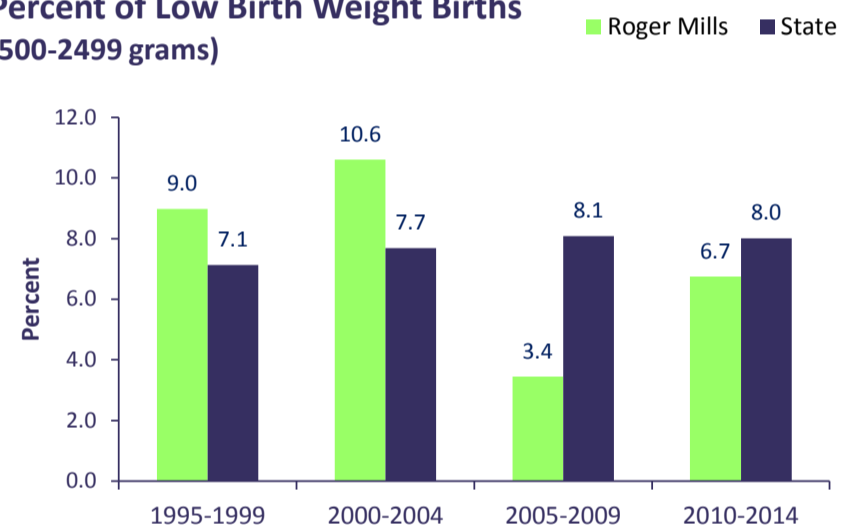
*** : calculations suppressed due to cell size less than 5

Infant Mortality Rate

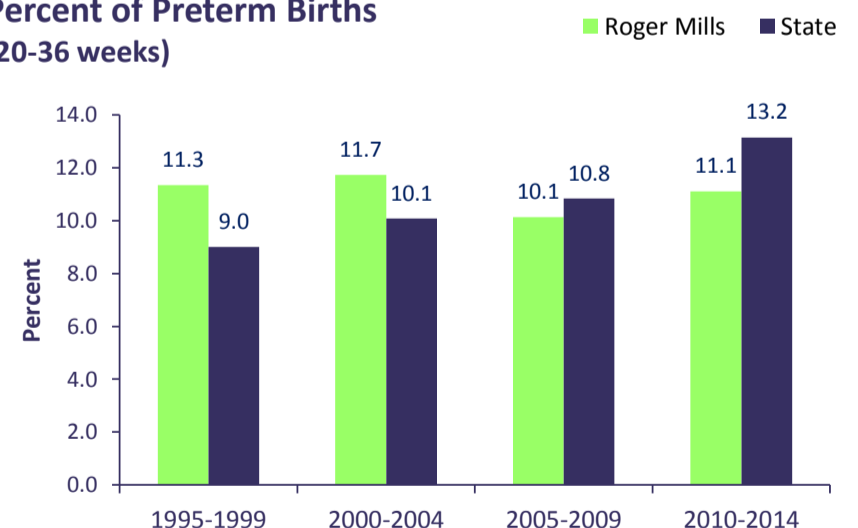
Infant deaths per 1000 live births



Percent of Low Birth Weight Births (500-2499 grams)



Percent of Preterm Births (20-36 weeks)



Technical Notes

Infant death= a live birth dying before day 365 or completing one year of life

Infant mortality rate = (number of deaths before day 365 / total number of live births) x 1000

Birth rate = 1000 x number of resident live births / resident population

Low birth rate = birth weight 500-2499 grams

Very low birth rate = birth weight 500-1499 grams

Gestational age data shown in this report are derived from the obstetric estimate of gestation and date of last menses

Preterm births = 20-36 weeks gestation

Early term/late preterm births = 37-38 weeks gestation

Data Sources

- 1 U.S. Census - American FactFinder
- 2 Oklahoma State Department of Health, Health Care Information, Vital Records.
- 3 U.S. Census - Small Area Health Insurance Estimates
- 4 U.S. Census - Small Area Income and Poverty Estimates.
- 5 CDC Wonder, State Population Projections 2004-2030 Request.