




SKUNK SAFETY



- ✦ Skunks can carry **RABIES**, a disease that is **FATAL** to humans.
- ✦ It is always best to **OBSERVE WILDLIFE AT A DISTANCE**.
- ✦ If you encounter a skunk, **FOLLOW THE TIPS BELOW** to ensure your safety:

IF YOU ENCOUNTER AN ADULT OR JUVENILE SKUNK:



Walk away!!

Always keep your pets up to date on their rabies vaccination to protect them against skunks and other wildlife that may carry rabies.

If you or your pets have contact with a skunk (i.e. bite), talk to your vet about testing the skunk for rabies.

Rabies testing is available through the Oklahoma State Department of Health (OSDH) Public Health Lab.

If you have questions about rabies, you can call the OSDH epi-on-call at (405) 271-4060. Available 24/7/365.

IF YOU ENCOUNTER A NEWBORN OR YOUNG SKUNK:



Skunk babies often explore their environment and are away from their mother at times.

If the mother is not nearby, observe the baby skunks for a day to see if the mother skunk returns, or the baby finds its way back to the den.

If the babies were orphaned (mother was killed OR trapped and relocated), consider rescuing the babies using the steps below.

Do not touch skunks with your bare hands. Avoid contact with the skunk's saliva as it could be infectious with rabies.


HOW TO SAFELY RESCUE A SKUNK

1 Prepare your supplies.


- ✓ Thick leather gloves or oven mitts
- ✓ Towel
- ✓ Shoe box or pet carrier



2 Put on your gloves.



3 Gently pick the skunk up using the towel.



4 Be sure to cover the skunk's head with the towel to avoid bites.

5 Place the skunk in the shoe box or pet carrier and secure it by closing lid/door.



6 Arrange drop off at your local animal shelter or wildlife rescue.