

Profile of American Indian Mothers with Oklahoma Medicaid Reimbursed Live Births in 2016

Lu Zhou, MPH, MS; Shelly Patterson[†], MPH; Tram Nguyen[†]
 Maternal & Child Health Service, Oklahoma State Department of Health
 Oklahoma Health Care Authority[†]

BACKGROUND

Oklahoma is home to more than 289,000 American Indians.¹ Oklahoma is also one of the states with the largest proportion of the Medicaid population that is American Indian.² Currently, almost 80,000 American Indians are enrolled in Medicaid, representing 10% of the state's Medicaid population.³ Although Medicaid enrollment among American Indians is enumerated and reported monthly, limited studies have been done on American Indian mothers with Medicaid reimbursed live births within the state.

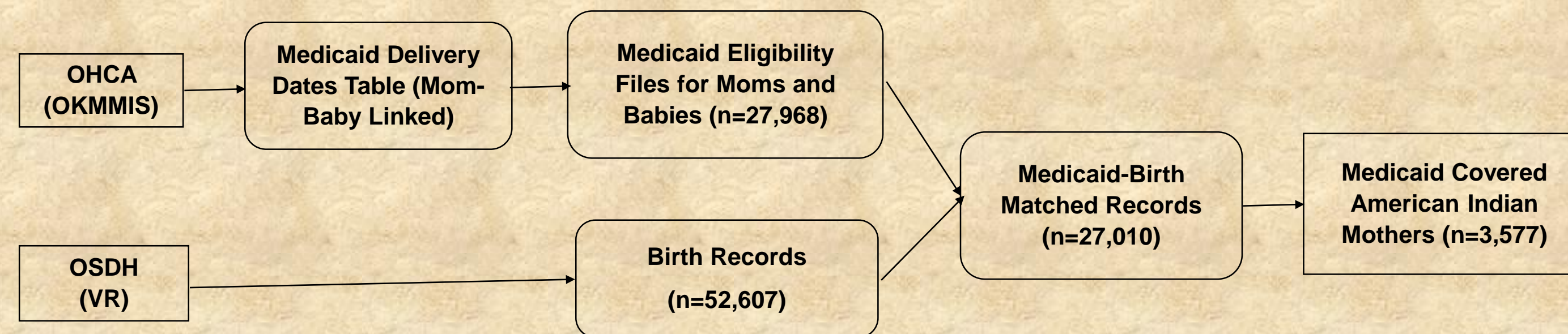
STUDY OBJECTIVE

The objective of this profile is to present a snapshot of select maternal characteristics and birth outcomes among American Indian mothers whose live births in calendar year (CY) 2016 were reimbursed by Oklahoma Medicaid.

DATA AND METHODS

The data used in this report were from the Oklahoma Medicaid and birth data linkage project for CY 2016. Oklahoma Medicaid data were extracted from the Oklahoma Medicaid Management Information Systems (OKMMIS) from the Oklahoma Health Care Authority (OHCA). Oklahoma Birth data were obtained from Vital Records (VR) Division of Oklahoma State Department of Health (OSDH). Probabilistic and deterministic data linkage between the Medicaid eligibility data and birth data was conducted in SAS (version 9.4) and Link King (version 9.0). Medicaid reimbursed live births (n=27,010) were determined by the matches of the Medicaid recipient data to the birth data. Medicaid reimbursed live births among American Indian mothers (n=3,577) were subsequently identified from the Medicaid-birth matched data (Figure 1). Classification of American Indian race was derived from birth certificates. Select maternal characteristics and birth outcomes were assessed using variables in birth data.

Figure 1. Identifying American Indian mothers with Oklahoma Medicaid reimbursed live births in 2016



RESULTS

In 2016, 3,577 American Indian live births were reimbursed by Oklahoma Medicaid, representing 60.4% of American Indian live births in Oklahoma.

Nearly 96% of American Indian mothers were non-Hispanic, 84.0% were between 20 to 39 years of age, and 76.6% were with at least a high school education. (Figure 2)

Over 66% of American Indian mothers had one or more previous live births, 2.4% of American Indian mothers did not access prenatal care (PNC), 3.2% of American Indian mothers were underweight, and 63.3% of the mothers were overweight or obese. (Figure 2)

Nearly 11% of Oklahoma Medicaid reimbursed American Indian live births were premature, 6.9% of the American Indian live births were of low or very low birthweight, and 6.3% of the American Indian live births were admitted to newborn intensive care unit (NICU). (Figure 3)

The percentage of Oklahoma Medicaid reimbursed live births among American Indian mothers residing in rural areas was higher than that in urban areas (64.3% vs 59.4%). Counties with the highest percentage of American Indian live births reimbursed by Oklahoma Medicaid were Pawnee, Latimer, Atoka, Comanche and Custer. (Table 1)

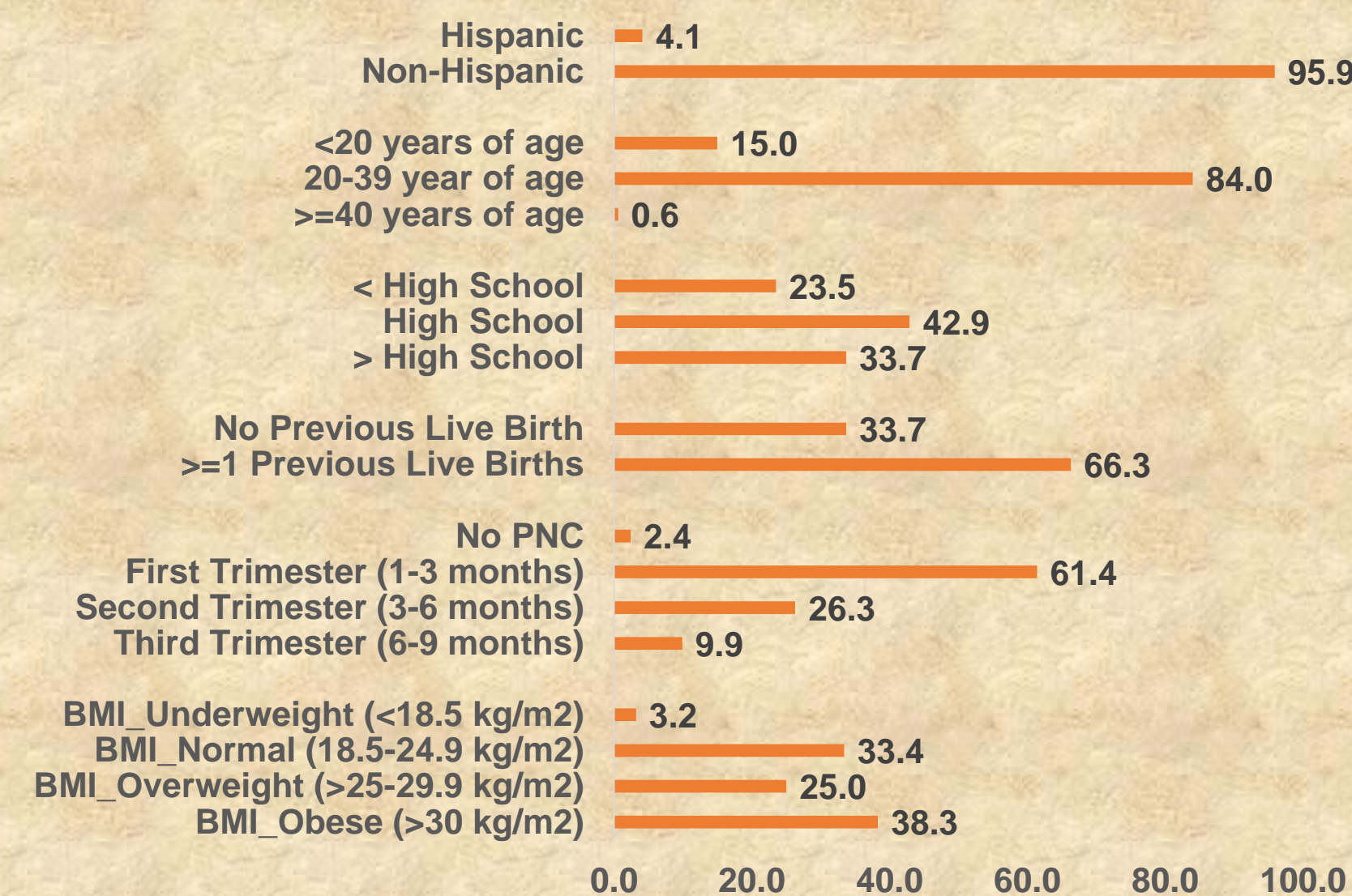


Table 1. Top 5 counties with the highest percentage of American Indian live births reimbursed by Oklahoma Medicaid, 2016

Mother's County of Residence	Number of Oklahoma Medicaid reimbursed American Indian live births	Number of American Indian live births	Percent of Oklahoma Medicaid coverage among American Indian live births
Pawnee	30	35	85.7
Latimer	35	44	79.5
Atoka	30	38	78.9
Comanche	106	135	78.5
Custer	35	45	77.8

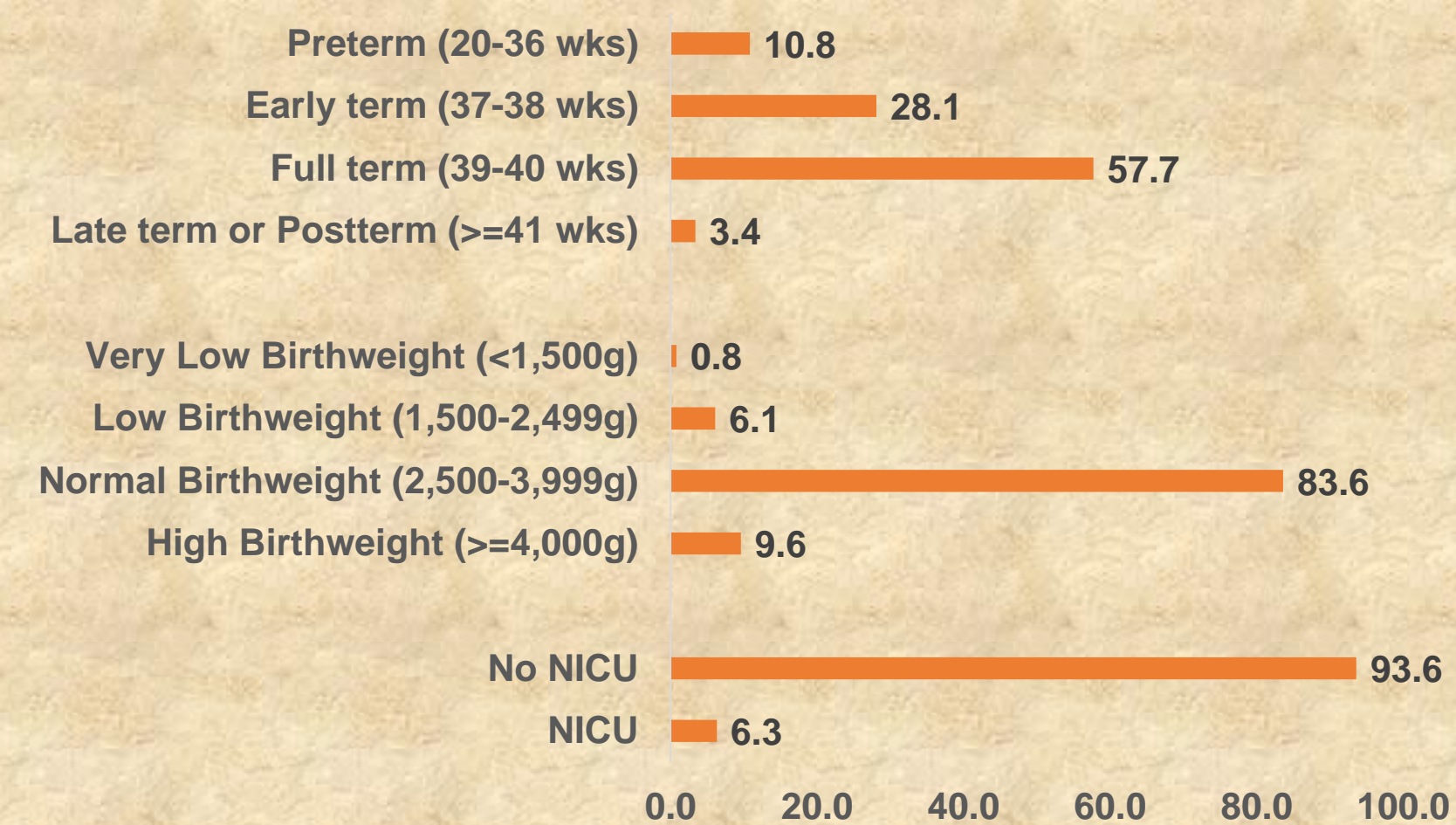
* Percent = (number of Medicaid reimbursed American Indian live births / number of American Indian live births) * 100%

Figure 2. Select maternal characteristics of American Indian mothers with Oklahoma Medicaid reimbursed live births in 2016



* Body mass index (BMI) = (Weight in Kilograms / (Height in Meters x Height in Meters))
 * Percentage may not sum to 100% due to rounding or missing values

Figure 3. Select birth outcomes of Oklahoma Medicaid reimbursed American Indian live births in 2016



* Percentage may not sum to 100% due to rounding or missing values

CONCLUSION

Medicaid plays an important role for the American Indian population across the country, especially in the states with substantial American Indian population. This profile based on the Medicaid-Birth linked data 2016 provided a preliminary assessment of the maternal characteristics and birth outcomes among American Indian mothers whose deliveries were reimbursed by Oklahoma Medicaid. Further studies could evaluate maternal health status and behaviors, as well as assess risk factors for adverse birth outcomes.

LIMITATIONS

Medicaid eligibility files were extracted based on the Medicaid Delivery Dates table may not account for unmatched mother and baby due to adoption and custody. Medicaid births outside of Oklahoma are not included in birth certificate data. However, it includes Medicaid partial paid such as Third Party Liability (TPL) and Medicare. Due to frequent updates of Medicaid data in OKMMIS, a majority of the Medicaid data was a "point in time" representation of the data extraction.

REFERENCES

1. U.S. Census Bureau, American FactFinder. Retrieved on 12/28/2018 <https://factfinder.census.gov/bkmk/cf/1.0/en/state/Oklahoma/ALL>.
2. Joan A, Karina W, Andy S "Coverage Trends for American Indian and Alaska Native Children and Families (Georgetown University Health Policy Institute. July 2017).
3. SoonerCare Fast facts, January 2019, Oklahoma Health Care Authority (OHCA).

This publication was issued by the Oklahoma State Department of Health, an equal opportunity employer and provider. A digital file has been deposited with the Publications Clearinghouse of the Oklahoma Department of Libraries in compliance with section 3-114 of Title 65 of the Oklahoma Statutes and is available for download at documents.ok.gov. | Issued April 2019.