TRAUMA CARE REVOLVING ASSISTANCE FUND - Update 2019

WEBINAR:APRIL 10, 2019

Hospital Application Process

OSDH Protective Health/Emergency Systems

Marva Williamson, Trauma Fund Coordinator

TRAUMA FUND: 2019 OCTOBER DISTRIBUTION HOSPITAL APPLICATION

Our goal is to help you understand the Trauma Fund role in the Trauma System, the Hospital application process, your role in the process, and the tools needed to submit a complete package, on time.

HOSPITAL APPLICATION DEADLINE: MAY 30, 2019 at 5:00 pm

TRAUMA FUND: 2019 OCTOBER DISTRIBUTION HOSPITAL APPLICATION

- WELCOME
- TOOLS OF EMERGENCY SYSTEMS
- TOOLS OF TRAUMA FUND
- APPLICATION PROCESS & DOCUMENTS
- TRAUMA FUND: QUESTIONS & ANSWERS

TRAUMA FUND: 2019 OCTOBER DISTRIBUTION HOSPITAL APPLICATION: TOOLBOX



- EMS –Regulations (Agency & Individual), Development, OKEMSIS
- Trauma Registry – Database of Major & Minor Transfer Trauma cases
- System Development & Improvement
  - Hospital Classification (Level I, II, III, IV)
  - Trauma Patient Classifications (Priority I, II, III)
  - Trauma Triage, Transport and Transfer Algorithms
  - Regional Trauma Advisory Boards
- Regional Trauma Continuous Quality Improvement – System Review
- EMResource – Communication & Resource Management
- TReC – Trauma Transfer & Referral Center
- Trauma Fund

Oklahoma State Department of Health

TRAUMA FUND 2019 OCTOBER DISTRIBUTION: TOOLS

- Trauma Care Assistance Revolving Fund
- Managed by OSDH Emergency Systems
- Governed by OAC 310:669
- 90% trauma-care providers for "uncompensated trauma care expenditures"
- 10% OSDH Administrative costs
- As of October 2018, distributed nearly $ 324 million:
  - 32nd distribution- EMS & Hospitals
    - EMS $ 20 mil
    - Hospital $268 mil
  - 26th distribution- Physician $39 mil
- Payout
  - 2 times a year for Physicians
  - 12 monthly payments based on 2 distribution periods

TRAUMA FUND: 2019 OCTOBER DISTRIBUTION HOSPITAL APPLICATION - TOOLS

1999	2004
SB 290	+ SB 1554, HB 2660, HB 2600, HB 2250, HB 2042, HB 2299
Licenses: initials and renewals, and boat/motor registrations	+ Fees and fines from drug convictions, moving violations and tobacco tax (incl Tribal Compacts)
EMS and HOSPITALS	+ PHYSICIANs
Monthly payouts	2 payouts – every 6 months
Approx $2 million annually	Approx $24 million annually

TRAUMA FUND: Suggested Step By Step Guide for HOSPITAL Application

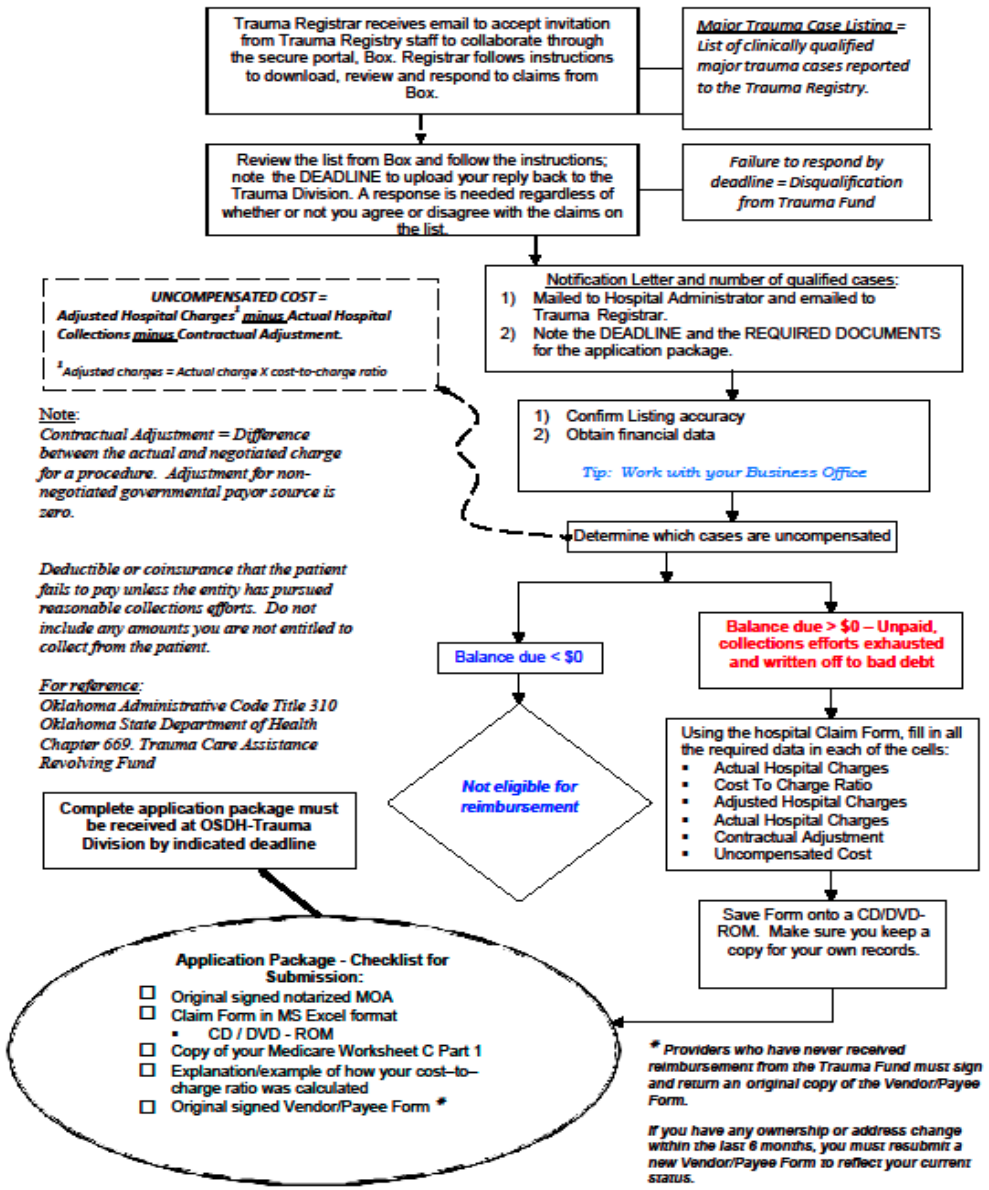

THE HOSPITAL PROCESS

TRAUMA FUND: 2019 OCTOBER DISTRIBUTION HOSPITAL APPLICATION: ELIGIBILITY

ELIGIBILITY- TRAUMA FUND Applicants must meet the following criteria:

- Must be an Oklahoma-licensed provider during the time care was provided
- Must report the case into the Trauma Registry or OKEMSIS
- Must have cases that meet CLINICAL criteria: see *CASE DEFINITION AND DATA SUBMISSION GUIDELINES"*
- Must have cases that meet FINANCIAL criteria: see *FINANCIAL CRITERIA FOR HOSPITAL APPLICANTS*

TRAUMA FUND: 2019 OCTOBER DISTRIBUTION HOSPITAL APPLICATION

Trauma Registry

- Hospitals are **required** to enter major trauma and minor transfer cases into the Registry by the last day of the month that follows. For example, June data should be entered by the last date in July; July data entered by the last date of August, and so on…
- The cases entered into the Trauma Registry by hospital staff/registrars become each facility's eligible Major Trauma cases.
- Trauma Registry staff members review the cases, identifying missing elements and/or corrections needed, then load them into Box, the OSDH secure portal.

Trauma Fund

- Hospital staff/registrars review, correct and/or verify the list of cases downloaded from Box, then re-submit them for review by Trauma Registry staff members.
- After additional review and correction by the Trauma Registry team, the Major Trauma Case List is then loaded to Box, to be downloaded and utilized as the Major Trauma Case List for the Trauma Fund Application.
- Trauma Fund participation by hospitals is **voluntary.**

TRAUMA FUND: 2019 OCTOBER DISTRIBUTION HOSPITAL APPLICATION

- As the Major Trauma Case List is finalized, the each hospital's administration is notified by mail.
- The hospital administrator receives through US Mail:
  1) an invitation to submit a Trauma Fund application for reimbursement; and
  2) a summary of Trauma Fund cases that are potentially eligible

- The summary sheet includes the number of cases that:
  - meet major trauma clinical criteria,
  - show incomplete reporting in the Trauma Registry, and
  - may be considered for reimbursement.

The downloading of the Major Trauma Case List starts the Hospital Trauma Fund application process. Dates of Services (DOS) are January 1, 2018 through June 30th, 2018. Approved cases will begin payments in October of 2019, one payment per month for six (6) months.

TRAUMA FUND: 2019 OCTOBER DISTRIBUTION
HOSPITAL APPLICATION: Sample Claim Form

bs	LType	LName	FName	InstNum	TraumNum	MR_Num	AcctNum	SSN	Injury Date	EDAdate	Discharge Date	Trauma Registry Charges	Trauma Registry Collections	Actual Hospital Charges	Cost to Charge Ratio	Adjusted Hospital Charges	Actual Hospital Collections	Contractual Adjustment	Uncomp d Traun
1	MT	Mouse	Mickey	377081	20150053	127376	10117551	123456789	5/10/2018	5/18/2018	5/18/2017	2,385.00	399.00	$2,385.00	.309	736.96	$399.34	0	$
2	MT	Mask	Paul	377081	20150042	142319	10112532	987654321	1/18/2018	1/25/2018	1/25/2017	4,128.00	604.00	$4,128.00	.309	1,275.55	$604.64	0	$
3	MT	Apple	Fiona	377081	20150043	134498	10112596	135792468	1/20/2018	1/27/2018	1/27/2017	4,709.00	600.00	$4,709.00	.309	1,455.081	$600.21	0	$
4	MT	Parton	Dollie	377081	20150055	130610	10117956	2468135791	5/19/2018	5/26/2018	5/26/2017	5,666.00	801.00	$5,666.00	.309	1,750.79	$800.66	0	$
5	MT	Trudeau	Justin	377081	20150007	171586	10117561	148259360	5/11/2018	5/18/2018	5/19/2017	9,726.00	1,081.00	$9,726.00	.309	3,005.33	$1,081.53	0	$1
6	MT	Smith	Emmitt	377081	20150050	171184	10114084	1098765432	2/24/2018	3/1/2018	3/1/2017	10,530.00	0.00	$10,530.00	.309	3,253.770	$0	0	$3
																		0	$7

Cases with Edadate between January 1, 2018 and June 30, 2018

Registrar, Savvy. Savvy.Registrar@besthospital.com

TRAUMA FUND: 2019 OCTOBER DISTRIBUTION HOSPITAL APPLICATION

- The Trauma Fund webpage will show as "open" at this point, with forms available for download. **Print the forms you need.**

Distribution	*Claim Date*	*Application Status**
TF 2018 April	July 1, 2016 - December 31, 2016	Distributed
TF 2018 October	January 1, 2017 - June 30, 2017	Processing
TF 2019 April	July 1, 2017 - December 31, 2017	Closed

- Start early, and do not wait until the last minute! This will help to ensure that your application is accurate and complete.

- Many of your questions can be answered by reviewing documents and the checklist from the webpage.

- Seek participation from others needed all involved at your facility- Directors, Billing managers, Data entry staff, Business office, or others.

TRAUMA FUND: 2019 OCTOBER DISTRIBUTION
HOSPITAL APPLICATION: Medicare Worksheet

Health Financial systems — In Lieu of Form CMS-2552-10

COMPUTATION OF RATIO OF COSTS TO CHARGES | Provider CCN: [redacted] | Period: From 04/01/2018 To 03/31/2019 | worksheet c Part I | Date/Time Prepared: 5 9 2018 12:25 pm

	cost center Description	Total cost from wkst. B, Part I, col. 26)	Therapy Limit Adj.	Total costs	RCE disallowance	Total Costs	
		Title XVIII Hosnital costs				PPS	
		1.00	2.00	3.00	4.00	5.00	
	INPATIENT ROUTINE SERVICE COST CENTERS						
30.00	03000 ADULTS & PEDIATRICS	2.212.704		2.212.704	0	2.212 704	30.00
	NCILLARY SERVICE COST CENTERS						
50.00	05000 OPERATING ROOM	2,319,029		2,319,029	0	2,319,029	50.00
51.00	05100 RECOVERY ROOM	90,445		90,445	0	90,445	51.00
53.00	05300 ANESTHESIOLOGY	32,665		32,665	0	32,665	53.00
54.00	05400 RADIOLOGY-DIAGNOST IC	3,326,329		3,326,329	0	3,326,329	54.00
54.01	03630 ULTRA SOUND	0		0	0	0	54.01
56.00	05600 RADIOISOTOPE	0		0	0	0	56.00
57.00	05700 CT SCAN	0		0	0	0	57.00
58.00	05800 MRI	187,038		187 038	0	187,038	58.00
60.00	06000 LABORATORY	1,667,588		1,667,588	0	1,667,588	60.00
63.00	06300 BLOOD STORING, PROCESSING & TRANS.	93,036		93,036	0	93,036	63.00
65.00	06500 RESPIRATORY THERAPY	231,056	0	231,056	0	231,056	65.00
66.00	06600 PHYSICAL THERAPY	531,622	0	531,622	0	531,622	66.00
67.00	06700 OCCUPATIONAL THERAPY	0	0	0	0	0	67.00
69.00	06900 ELECTROCARDIOLOGY	12,351		12,351	0	12,351	69.00
71.00	07100 MEDICAL SUPPLIES CHARGED TO PATIENT	393,742		393,742	0	393,742	71.00
72.00	07200 IMPL. DEV. CHARGED TO PATIENTS	865,794		865,794	0	865,794	72.00
73.00	07300 DRUGS CHARGED TO PATIENTS	902,884		902,884	0	902,884	73.00
76.98	07698 HYPERBARIC OXYGEN THERAPY	0		0	0	0	76.98
	OUTPATIENT SERVICE COST CENTERS						
91.00	09100 EMERGENCY	3,857,086		3,857,086	0	3,857,086	91.00
92.00	09200 OBSERVATION BEDS NON-DISTINCT PART	498 922		498 922		498,922	92.00
	OTHER REIMBURSABLE COST CENTERS						
101.00	10100 HOME HEALTH AGENCY	965 3291		965 3291		965 329	101.00
	SPECIAL - PURPOSE COST CENTERS						
116.00	11600 HOSPICE	0		0		0	116.00
200.00	subtotal (see instructions)	18,187,620	0	18,187,620	0	18,187,620	200.00
201.00	Less observation Beds	498,922		498,922		498,922	201.00
202.00	Total (see instructions)	17,688,698	0	17,688,698	0	17,688,698	202.00

SAMPLE

Health Financial systems — In Lieu of Form CMS-2552-10

COMPUTATION OF RATIO OF COSTS TO CHARGES | Provider CCN: | Period: From 04/01/2018 To 03/31/2019 | Worksheet C Part I | Date/Time Prepared: 5/9/2018 12:25 pm

	cost center Description	Inpatient charges	outpatient charges	Total (col. 6 + col. 7)	cost or other Ratio	TEFRA Inpatient Ratio	
		Title XVIII Hosital			PPS		
		6.00	7.00	8.00	9.00	10.00	
	INPATIENT ROUTINE -SERVICE COST CENTERS						
30.00	03000 ADULTS & PEDIATRICS	1,458,862		1,458.862			30.00
	ANCILLARY SERVICE COST CENTERS						
50.00	05000 OPERATING ROOM	1,248,494	6,150,110	7,398,604	0.313441	0.000000	50.00
51.00	05100 RECOVERY ROOM	40,232	346,290	386,522	0.233997	0.000000	51.00
53.00	05300 ANESTHESIOLOGY	225,672	1,775,259	2,000,931	0.016325	0.000000	53.00
54.00	05400 RADIOLOGY-DIAGNOST IC	1,806,235	19,694,587	21,500,822	0.154707	0.000000	54.00
54.01	03630 ULTRA SOUND	0	0	0	0.000000	0.000000	54.01
56.00	05600 RADIOISOTOPE	0	0	0	0.000000	0.000000	56.00
57.00	05700 CT SCAN	0	0	0	0.000000	0.000000	57.00
58.00	05800 MRI	29,698	2,768,030	2,797,728	0.066854	0.000000	58.00
60.00	06000 LABORATORY	2,051,644	8,212,924	10,264,568	0.162461	0.000000	60.00
63.00	06300 BLOOD STORING, PROCESSING & TRANS.	65,161	193,289	258,450	0.359977	0.000000	63.00
65.00	06500 RESPIRATORY THERAPY	528,050	135,490	663,540	0.348217	0.000000	65.00
66.00	06600 PHYSICAL THERAPY	46,915	2,160,375	2,207,290	0.240848	0.000000	66.00
67.00	06700 OCCUPATIONAL THERAPY	0	0	0	0.000000	0.000000	67.00
69.00	06900 ELECTROCARDIOLOGY	135,017	1,055,853	1,190,870	0.010371	0.000000	69.00
71.00	07100 MEDICAL SUPPLIES CHARGED TO PATIENT	182,123	402,884	585,007	0.673055	0.000000	71.00
72.00	07200 IMPL. DEV. CHARGED TO PATIENTS	719,435	581,499	1,300,934	0.665517	0.000000	72.00
73.00	07300 DRUGS CHARGED TO PATIENTS	2,243,004	4,574,074	6,817,078	0.132444	0.000000	73.00
76.98	07698 HYPERBARIC OXYGEN THERAPY	0	0	0	0.000000	0.000000	76.98
	OUTPATIENT SERVICE COST CENTERS						
91.00	09100 EMERGENCY	986,364	17,764,786	18,751,150	0.205699	0.000000	91.00
92.00	09200 OBSERVATION BEDS NON-DISTINCT PART	9 593	437,609	447,202	1.115652	0.000000	92.00
	OTHER REIMBURSABLE COST CENTERS						
101.00	10100 HOME HEALTH AGENCY	0	1 444 164	1 444 164			101.00
	SPECIAL PURPOSE COST CENTERS						
116.00	11600 HOSPICE	0	0	0			116.00
200.00	subtotal (see instructions)	11,776,499	67,697,223	79,473,722			200.00
201.00	Less observation Beds						201.00
202.00	Total (see instructions)	11,776,499	67,697,228	79,473,722			202.00

52

H:\CLIN6\Hospitals\Submitted to NPR\370015_03312016\HFS\Correct Amended\Al._370015_03312016.mcax Settled without Audit — REVISED FOR DESK AUDIT ADJUSTMENTS

MCRIF32 - 14.2.164.1

TRAUMA FUND: 2019 OCTOBER DISTRIBUTION HOSPITAL APPLICATION

- DOCUMENTS (download from webpage)
- - MEMORANDUM OF AGREEMENT(MOA)- both pages, notarized
  - Completed CLAIM FORM- submitted in Excel on CD
  - MEDICARE WORKSHEET "C" which includes Jan- June 2018, with cost-to-charge computation showing (obtain from business office)

    VENDOR PAYEE FORMS – if updates are needed
  - *MAJOR TRAUMA CRITERIA- reference*
  - *FINANCIAL CALCULATION FOR HOSPITALS- reference*
  - *CHECKLIST FOR SUBMISSION- reference*
- DOUBLE CHECK delivery info!

TRAUMA FUND: 2019 OCTOBER DISTRIBUTION HOSPITAL APPLICATION

- Completed applications are processed by Emergency Systems staff.

- You may receive an emailed request from Trauma Fund staff for a missing item or a correction. Remit or modify the specific item as accurately and quickly as possible.



- Processing your application is “on hold” until the missing item(s) or the correction has been made and submitted in the format requested.

TRAUMA FUND: 2019 OCTOBER DISTRIBUTION HOSPITAL APPLICATION

Our goal is to help you understand the Tools of Emergency Systems, Tools of Trauma Fund, The Hospital application process, your role in the process, and the tools needed to submit a complete package, on time. We reviewed the following:

- TOOLS OF EMERGENCY SYSTEMS
- TOOLS OF TRAUMA FUND
- APPLICATION PROCESS & DOCUMENTS FOR HOSPITAL APPLICANTS

TRAUMA FUND: 2019 OCTOBER DISTRIBUTION HOSPITAL APPLICATION

TRAUMA FUND QUESTIONS & ANSWERS

TRAUMA FUND: 2019 OCTOBER DISTRIBUTION HOSPITAL APPLICATION

Resources:

Marva Williamson: marvaw@health.ok.gov

Linda Dockery: lindald@health.ok.gov

- Webinar questions to Esystems@ health.ok.gov
- Website: https://www.ok.gov/health/Protective_Health/Emergency_Systems/Trauma_Division/index.html