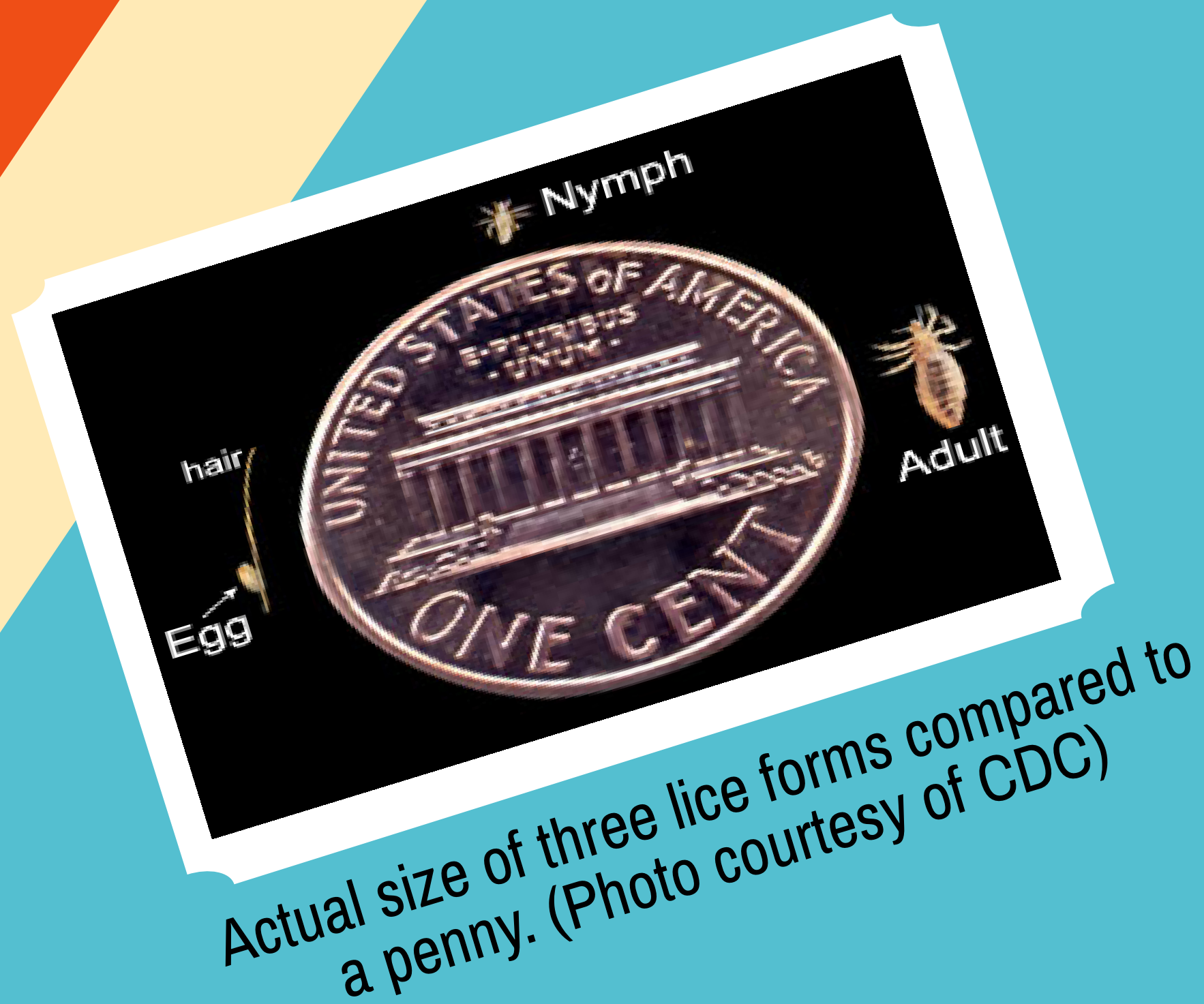



# HEAD LICE



Lice eggs, also called "nits", look like white or dark ovals.

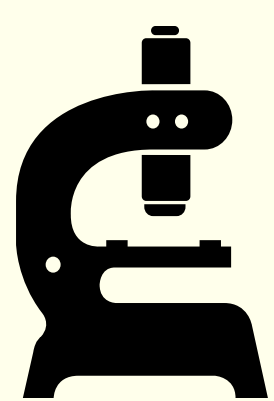
Nits are most noticeable on the back of the neck and around the ears at the very base of the hair shaft.

## WHAT ARE HEAD LICE?

Small parasites that can live in your hair, eyebrows, and eyelashes.

## HOW ARE HEAD LICE SPREAD?

Lice are spread through close contact with infested people and objects used by them such as clothing, hats, hair styling items like combs and hairbrushes, and bedding. When these items are shared, lice can be spread from one head to another.



## HEAD LICE DO NOT CAUSE ILLNESS

Head lice do not spread diseases. However, infections can occur due to scratching of the scalp.

## Rx TREATMENT

Products called "Pediculicides" contain chemicals that kill lice. However, no treatment is 100% effective. Repeat treatments may be necessary. Consult with your healthcare provider.



## TIPS FOR NIT REMOVAL

1. While hair is wet, separate into sections.
2. Comb through each section of hair, and remove all nits with a lice comb or fingernails.
3. Rinse hair and scalp with running water. Allow hair to dry.
4. Once hair is dry, recheck entire head and remove any remaining nits.
5. Allow the child to put on clean clothes.
6. Check for and remove nits daily.