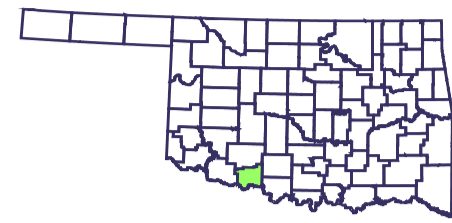


Oklahoma Live Births and Infant Deaths

Cotton County

County Seat > Walters



Population Overview - 2014

Indicator	County	State
Population ¹	6,150	3,878,051
Number of live births ²	70	53,286
Birth rate (live births per 1000 people) ^{1,2}	11.4	13.7
Percent of births by maternal race/ethnicity ²		
· Non-Hispanic White	70.0%	59.5%
· Non-Hispanic Black	***	8.2%
· Hispanic	11.4%	13.7%
· Non-Hispanic American Indian	11.4%	9.5%
· Non-Hispanic Asian	***	2.9%
· Other and multiple race	7.1%	6.3%

Five Year Overview for the Period 2010-2014

Indicator	County	State
Infant mortality < 1 year		
· Average infant mortality rate (per 1000 live births) ²	***	7.5
Number of infant deaths ²	***	1,979
Birth weight		
· Low birth weight ²	9.4%	8.0%
· Very low birth weight ²	***	1.3%
Preterm births		
· Preterm ²	12.7%	13.2%
· Early term/late preterm ²	19.1%	28.0%
Prenatal care during 1st trimester ²	73.3%	67.5%
Teen birth rate (per 1000 female population aged 15-19 years) ^{2,5}	63.0	45.4

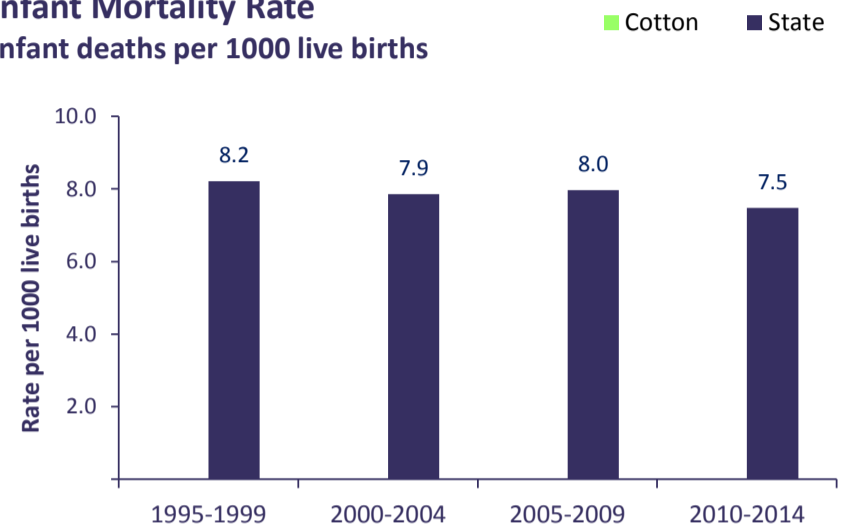
Socioeconomic Status Overview

Indicator	Year	County	State
Maternal education < high school ²	2010-2014	15.2%	19.9%
Insurance status			
· Uninsured < 18 years ³	2013	12.0%	10.6%
· Uninsured females 18-64 ³	2013	23.9%	23.6%
Median household income ⁴	2014	\$41,469	\$47,524
Families with children aged 0-17 years below the federal poverty level ⁴	2014	24.8%	22.4%

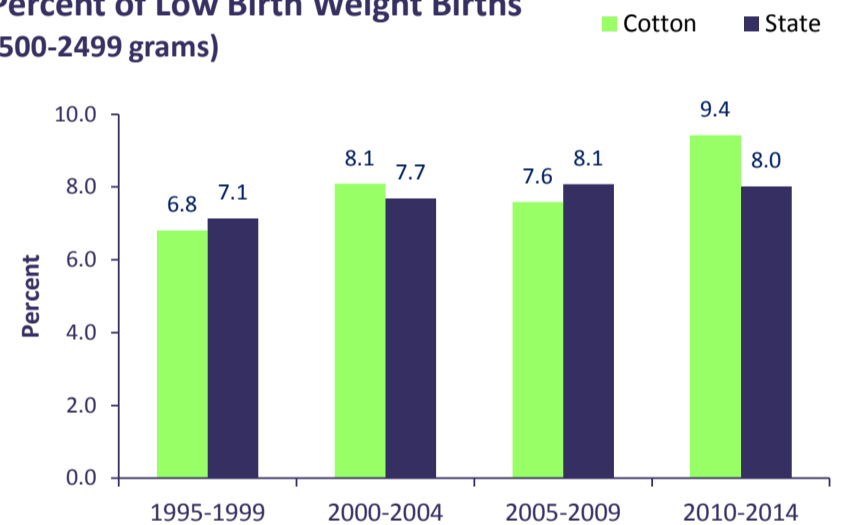
*** : calculations suppressed due to cell size less than 5

Infant Mortality Rate

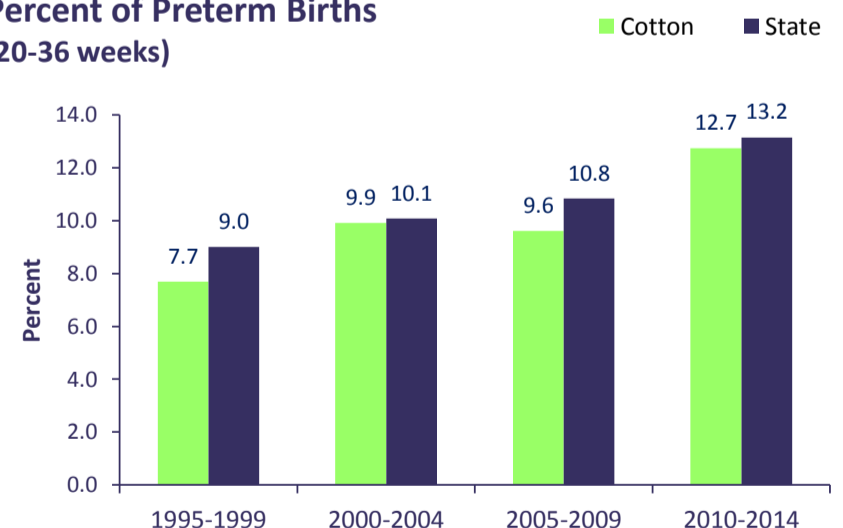
Infant deaths per 1000 live births



Percent of Low Birth Weight Births (500-2499 grams)



Percent of Preterm Births (20-36 weeks)



Technical Notes

Infant death= a live birth dying before day 365 or completing one year of life

Infant mortality rate = (number of deaths before day 365 / total number of live births) x 1000

Birth rate = 1000 x number of resident live births / resident population

Low birth rate = birth weight 500-2499 grams

Very low birth rate = birth weight 500-1499 grams

Gestational age data shown in this report are derived from the obstetric estimate of gestation and date of last menses

Preterm births = 20-36 weeks gestation

Early term/late preterm births = 37-38 weeks gestation

Data Sources

- 1 U.S. Census - American FactFinder
- 2 Oklahoma State Department of Health, Health Care Information, Vital Records.
- 3 U.S. Census - Small Area Health Insurance Estimates
- 4 U.S. Census - Small Area Income and Poverty Estimates.
- 5 CDC Wonder, State Population Projections 2004-2030 Request.