

WOODWARD COUNTY

DRUG OVERDOSE DEATHS¹ (2017-2021)

NUMBER OF UNINTENTIONAL DRUG OVERDOSE DEATHS BY TYPE OF SUBSTANCE*

7

total number of unintentional drug overdose deaths

<5

Methamphetamine

<5

Other Opioids (excluding fentanyl)

<5

Fentanyl

0

Cocaine

0

Alcohol

0

Benzodiazepines

* Categories are not mutually exclusive. Deaths may involve more than one substance.

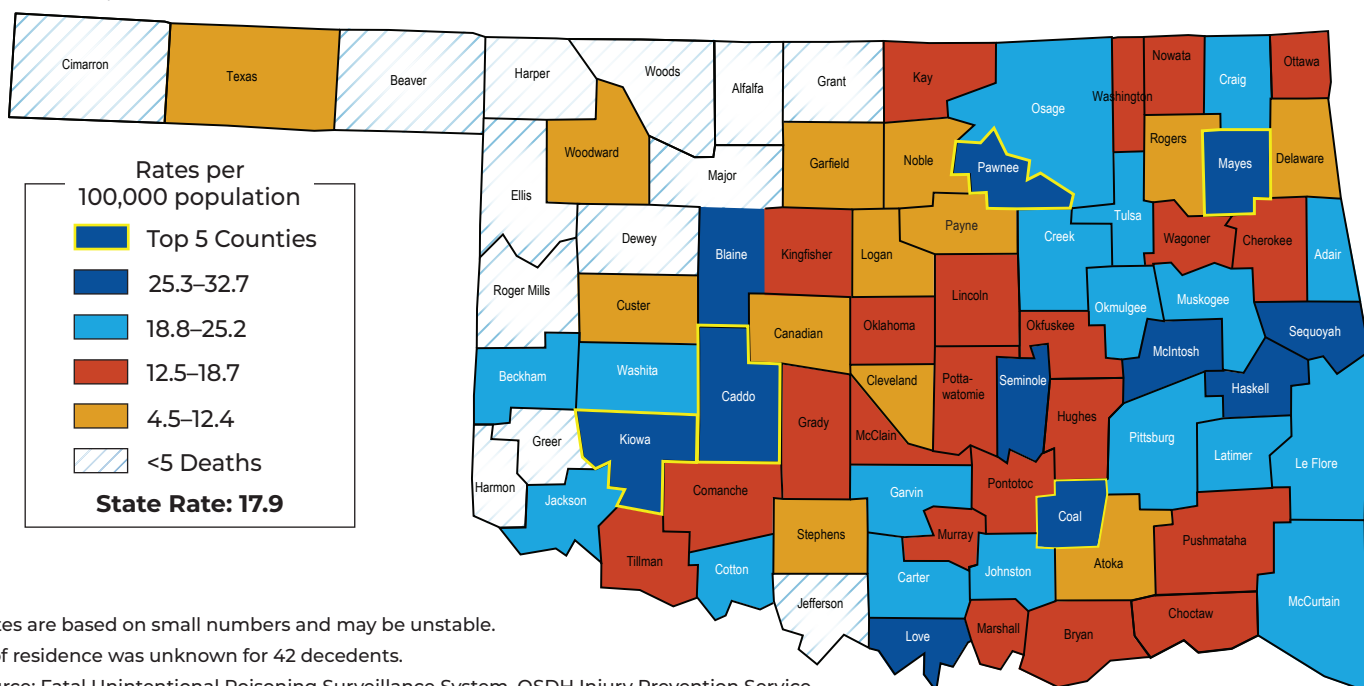
From 2017 to 2021, **Woodward County** had the **62nd highest** drug overdose death rate in the state.

NON-HISPANIC WHITE Woodward County residents had the **highest** rate of death.

- Males were **20% more likely** to die than females.
- Drug overdose **death rates decreased 39%** from 11.3 per 100,000 (2012-2016) to 6.9 per 100,000 (2017-2021).
- **Nearly three out of four (71%)** people who died had a history of substance use.

UNINTENTIONAL DRUG OVERDOSE DEATH RATES¹ BY COUNTY OF RESIDENCE²

► OKLAHOMA, 2017-2021



¹ Some rates are based on small numbers and may be unstable.

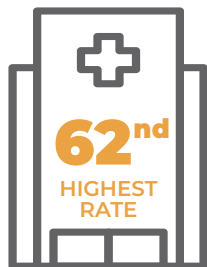
² County of residence was unknown for 42 decedents.

Data Source: Fatal Unintentional Poisoning Surveillance System, OSDH Injury Prevention Service

WOODWARD COUNTY

DRUG OVERDOSE HOSPITALIZATIONS[†] (2019-2021)

Woodward County had the **62nd** highest nonfatal drug overdose hospitalization rate in the state.



ADULTS AGED **55-64** had the highest hospitalization rate.



There were **26** Woodward County Residents hospitalized for a nonfatal drug overdose from 2019-2021.

- **46%** of hospitalizations were unintentional and **50%** due to self harm.
- Females were **52% more likely** to be hospitalized than males.
- Drug overdose **hospitalization rates decreased 24%** from 56.6 per 100,000 (2016-2018) to 43.2 per 100,000 (2019-2021).
- Non-Hispanic White Woodward County residents had the **highest rate** of hospitalizations.

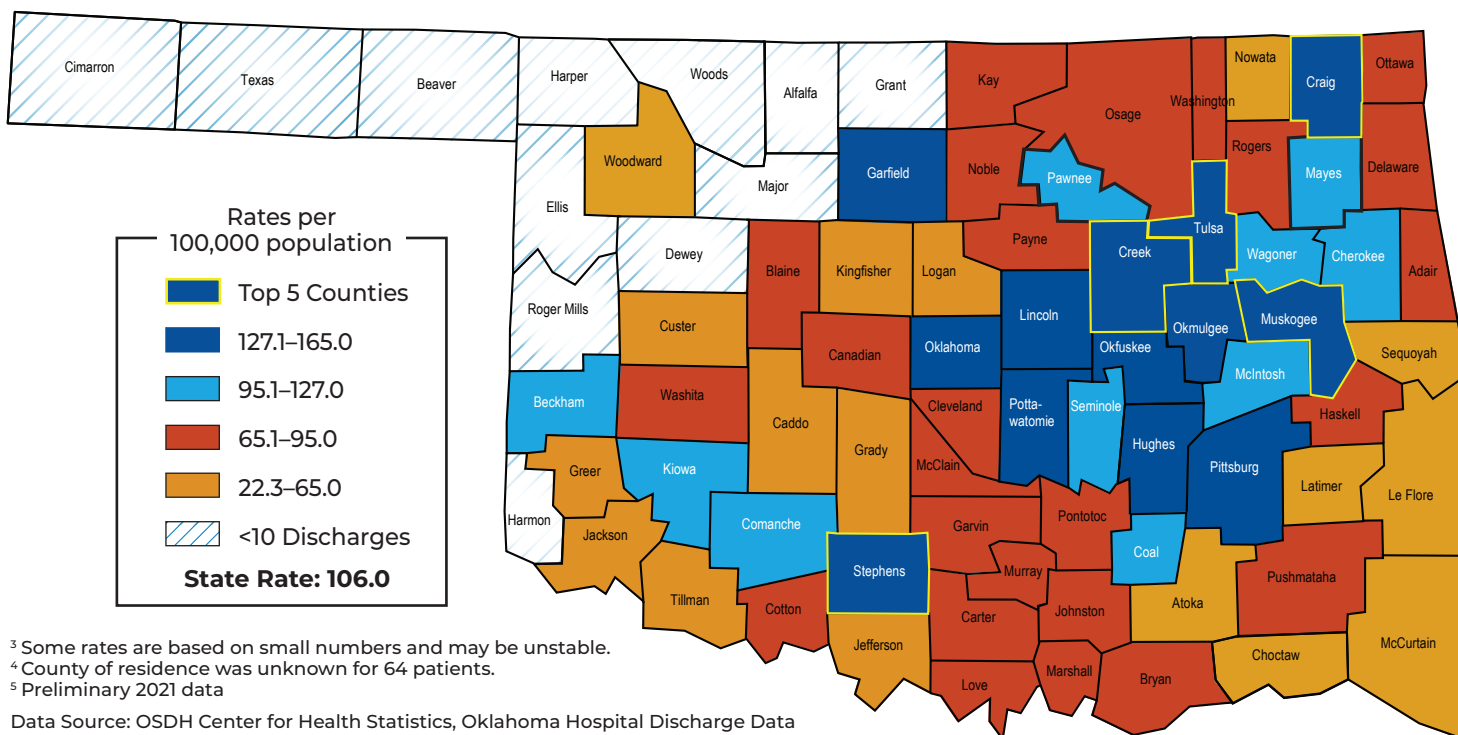
The most common substances involved in hospitalizations were:

- ▶ Opioids
- ▶ Benzodiazepines

[†] Includes all intents of nonfatal drug overdose – unintentional, self harm, undetermined, and assault

NONFATAL DRUG OVERDOSE HOSPITALIZATION RATES³ BY COUNTY OF RESIDENCE⁴

▶ OKLAHOMA, 2019-2021⁵



³ Some rates are based on small numbers and may be unstable.

⁴ County of residence was unknown for 64 patients.

⁵ Preliminary 2021 data

Data Source: OSDH Center for Health Statistics, Oklahoma Hospital Discharge Data
Compiled by: OSDH Injury Prevention Service

