

BRYAN COUNTY

DRUG OVERDOSE DEATHS¹ (2017-2021)

NUMBER OF UNINTENTIONAL DRUG OVERDOSE DEATHS BY TYPE OF SUBSTANCE*

35

total number of unintentional drug overdose deaths

19

Methamphetamine

11

Other Opioids (excluding fentanyl)

<5

Fentanyl

<5

Cocaine

<5

Alcohol

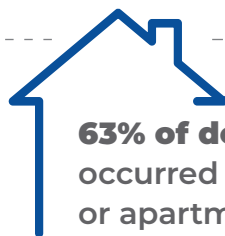
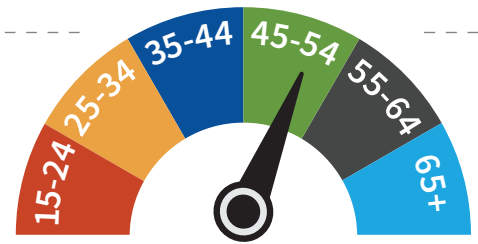
<5

Benzodiazepines

* Categories are not mutually exclusive. Deaths may involve more than one substance.

From 2017 to 2021, **Bryan County** had the **45th highest** drug overdose death rate in the state.

Adults aged 45-54 years had the highest rate of death.



63% of deaths occurred at a home or apartment.

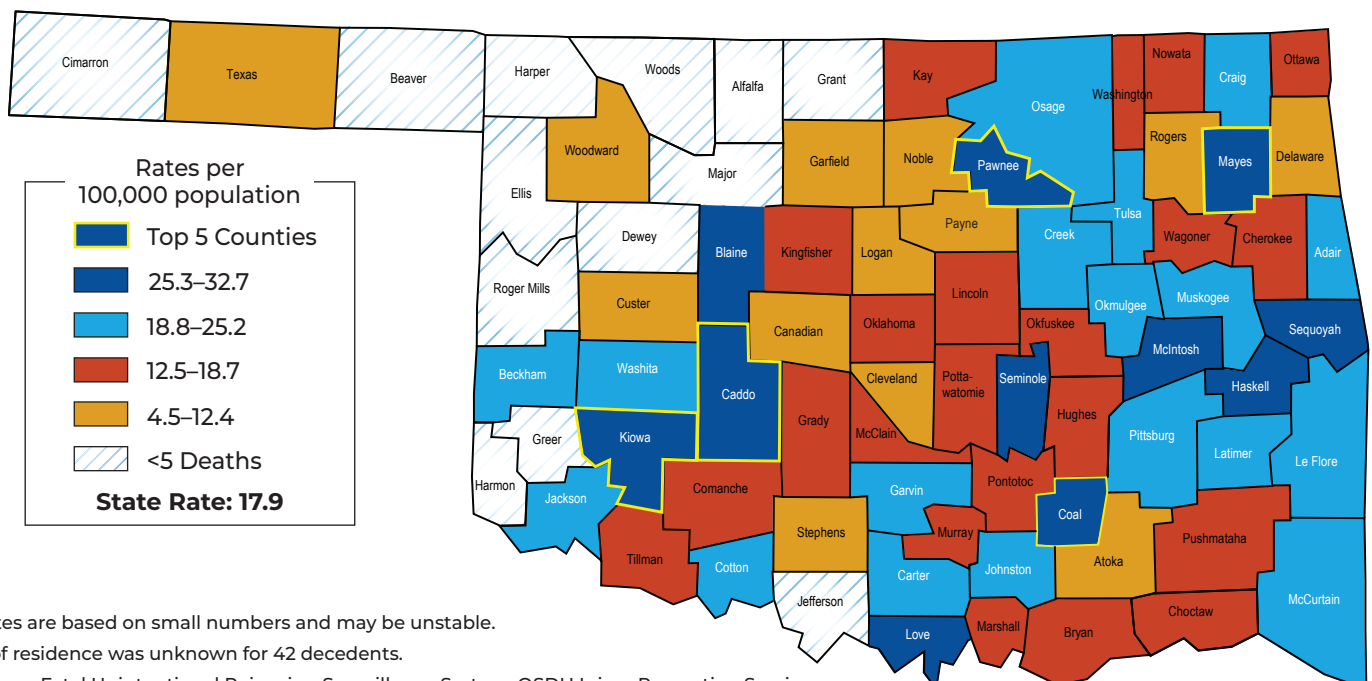
NON-HISPANIC WHITE

Bryan County residents had the **highest** rate of death.

- Males were **11% more likely** to die than females.
- Drug overdose **death rates decreased 30%** from 21.1 per 100,000 (2012-2016) to 14.7 per 100,000 (2017-2021).
- **One in five (20%)** people who died had a history of mental health problems.
- **Nearly two out of three (63%)** people who died had a history of substance use.

UNINTENTIONAL DRUG OVERDOSE DEATH RATES¹ BY COUNTY OF RESIDENCE²

► OKLAHOMA, 2017-2021



¹ Some rates are based on small numbers and may be unstable.

² County of residence was unknown for 42 decedents.

Data Source: Fatal Unintentional Poisoning Surveillance System, OSDH Injury Prevention Service

BRYAN COUNTY

DRUG OVERDOSE HOSPITALIZATIONS[†] (2019-2021)

Bryan County had the **31st** highest nonfatal drug overdose hospitalization rate in the state.



TEENS AND ADULTS AGED **15-24** had the highest hospitalization rate.



There were **129** Bryan County Residents hospitalized for a nonfatal drug overdose from 2019-2021.

- **43%** of hospitalizations were unintentional and **56%** due to self harm.
- Females were **46% more likely** to be hospitalized than males.
- Drug overdose **hospitalization rates decreased 2%** from 91.7 per 100,000 (2016-2018) to 89.5 per 100,000 (2019-2021).
- Non-Hispanic White Bryan County residents had the **highest rate** of hospitalizations.

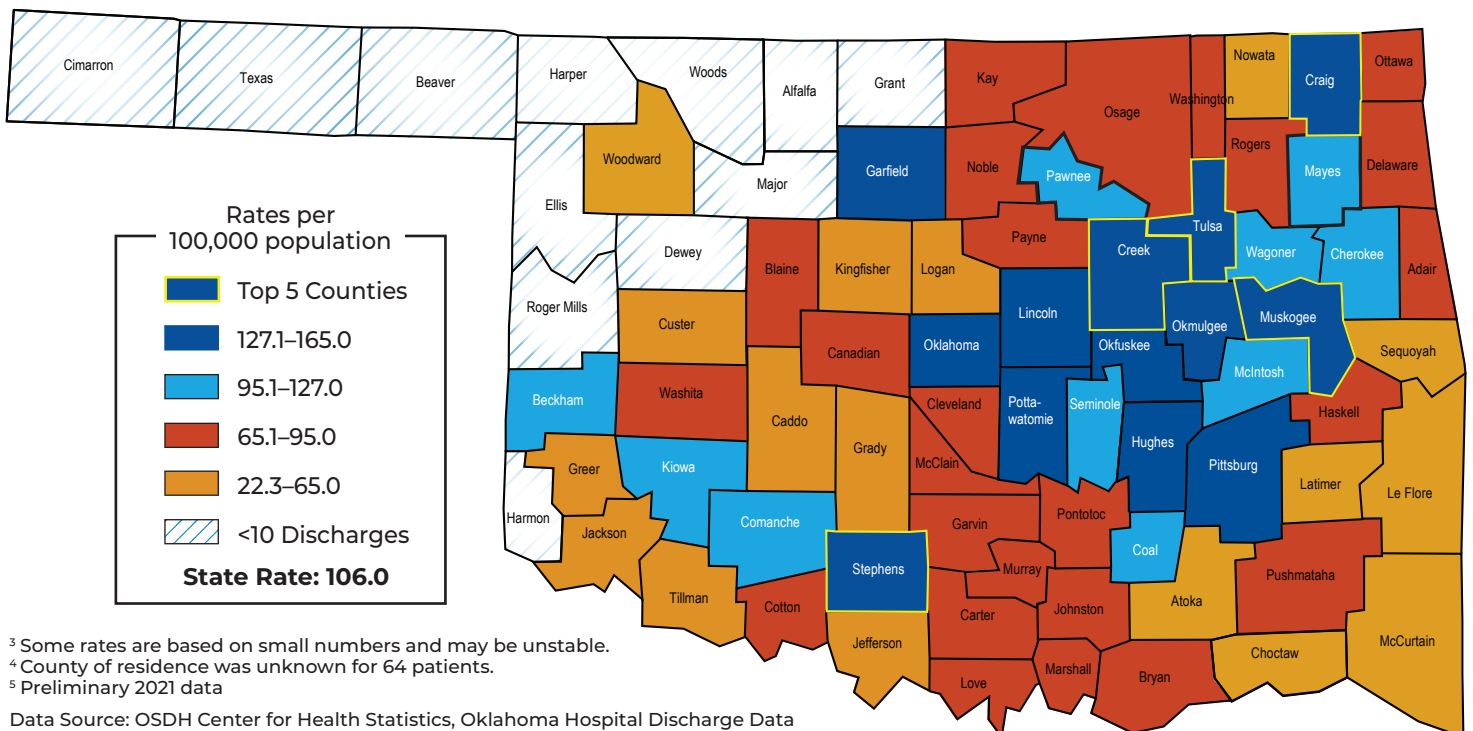
The most common substances involved in hospitalizations were:

- ▶ Opioids
- ▶ Benzodiazepines
- ▶ Non-opioid pain medications
- ▶ Antidepressants
- ▶ Antipsychotics

[†] Includes all intents of nonfatal drug overdose – unintentional, self harm, undetermined, and assault

NONFATAL DRUG OVERDOSE HOSPITALIZATION RATES³ BY COUNTY OF RESIDENCE⁴

▶ OKLAHOMA, 2019-2021⁵



³ Some rates are based on small numbers and may be unstable.

⁴ County of residence was unknown for 64 patients.

⁵ Preliminary 2021 data

Data Source: OSDH Center for Health Statistics, Oklahoma Hospital Discharge Data
Compiled by: OSDH Injury Prevention Service

