



OKLAHOMA
State Department
of Health



Oklahoma Kindergarten Immunization Survey

SUMMARY REPORT

2023 / 2024

Each year, the Oklahoma State Department of Health (OSDH), State Department of Education, and schools throughout the state conduct a survey to assess vaccination coverage and exemption status of children enrolled in public and private kindergarten programs.

Participation of schools in this survey is essential to capture immunization rates among children. Analysis of this data drives public health policy and program activities to improve vaccination coverage in Oklahoma. The Centers for Disease Control and Prevention (CDC) includes survey results in the national kindergarten survey report.

We appreciate the time and effort of our education partners participating in the annual survey.

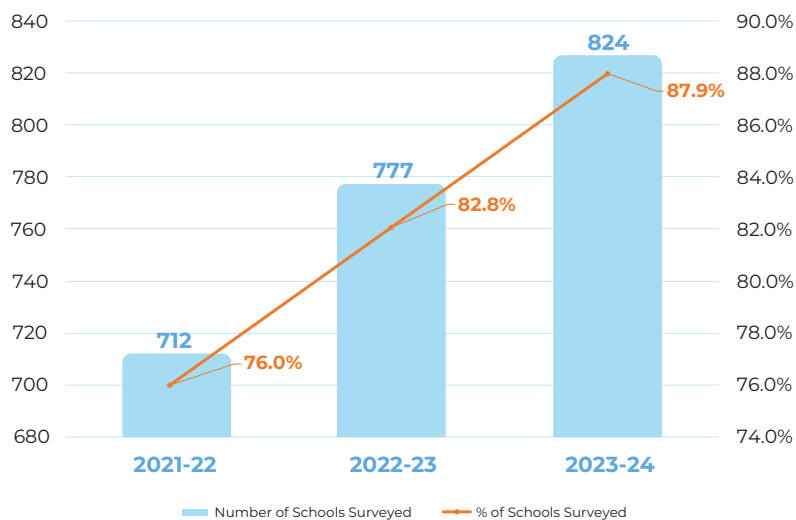
PARTICIPATION & RESPONSE RATES

- 92% of public schools and 55% of private schools submitted responses and data.
- Responses represent 95% of students enrolled in public programs and 62% in private.

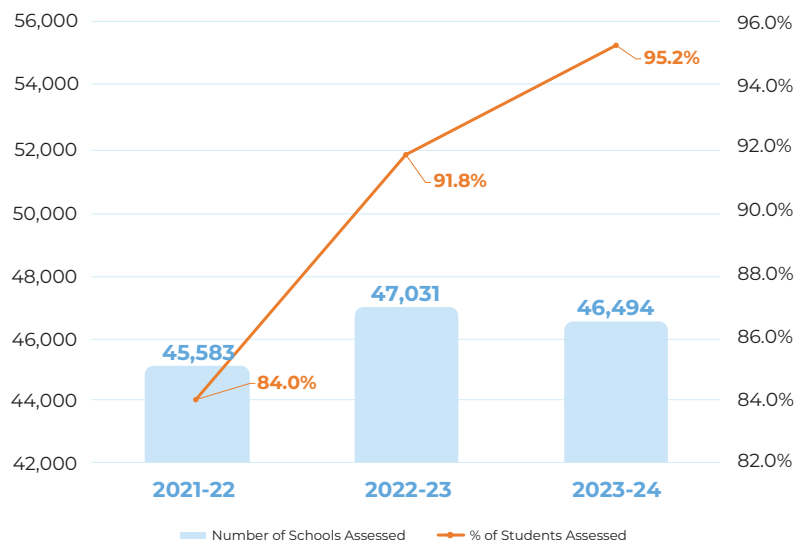
92%
Public Schools

55%
Private Schools

Schools Surveyed



Students Assessed



VACCINATION & EXEMPTION RATES

- 87% of public school and 81% of private school kindergartners were found to be fully vaccinated.
- Immunization exemption rates were found to be 5.6% for public schools and 9.0% for private schools.
- The highest vaccination rates among kindergartners for 2023-2024 were for the Varicella and Hepatitis B vaccines. MMR (measles, mumps, rubella) vaccines had the lowest coverage rates.

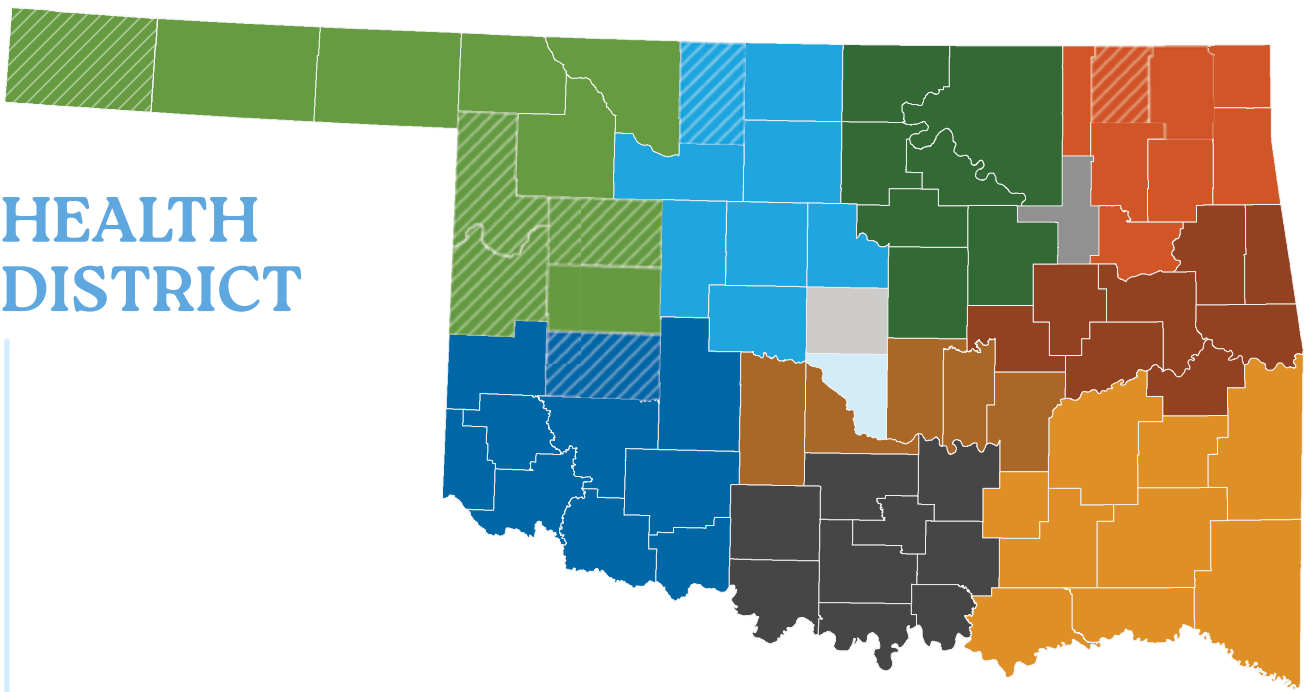
PERCENTAGE OF KINDERGARTNERS UP TO DATE ON VACCINATIONS BY VACCINE, 2023-2024

	2021-22	2022-2023	2023-2024
All vaccines	89.5%	87.5%	86.4%
DTaP	91.7%	90.7%	92.4%
Polio	94.1%	91.7%	93.1%
MMR	95.9%	90.3%	91.8%
Hep B	91.7%	94.8%	95.6%
Hep A	92.5%	93.2%	93.6%
Varicella	96.2%	95.4%	96.1%

PERCENTAGE OF KINDERGARTNERS WITH EXEMPTION FROM SCHOOL VACCINATION REQUIREMENTS BY VACCINE, AND EXEMPTION TYPE, 2023-2024

	MEDICAL EXEMPTION		NONMEDICAL EXEMPTION	
	PUBLIC SCHOOLS	PRIVATE SCHOOLS	PUBLIC SCHOOLS	PRIVATE SCHOOLS
All vaccines	0.1%	0.2%	4.1%	6.7%
DTaP	0.1%	0.2%	5.1%	8.6%
Polio	0.1%	0.2%	5.0%	8.3%
MMR	0.2%	0.2%	5.1%	8.3%
Hep B	0.1%	0.2%	4.3%	7.0%
Hep A	0.1%	0.2%	4.7%	7.1%
Varicella	0.1%	0.2%	4.3%	6.9%
Any exemption	0.2%	0.2%	5.4%	8.8%

HEALTH DISTRICT




PUBLIC &
PRIVATE SCHOOL
KINDERGARTEN
VACCINATION
COVERAGE RATES
BY HEALTH DISTRICT,
2023-2024

HEALTH DISTRICT	UP TO DATE FOR ALL	ANY EXEMPTION
1	84.65%	4.55%
2	88.48%	5.83%
3	86.91%	5.74%
4	87.88%	5.61%
5	85.20%	4.07%
6	88.02%	6.53%
7	86.46%	4.90%
8	87.00%	4.53%
9	86.67%	4.94%
10	91.33%	5.20%
Oklahoma County	84.16%	7.07%
Tulsa County	85.58%	5.69%

KINDERGARTEN IMMUNIZATION SURVEY GIS MAP

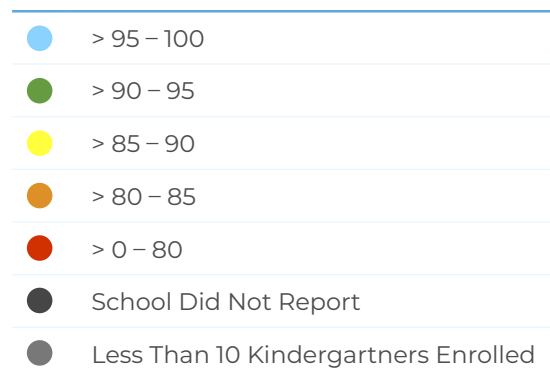
Discover school and county rates through an interactive map at oklahoma.gov/health/immunizations.

COUNTY RATES



% of Surveyed Kindergartners
Up-To-Date On All Vaccines

SCHOOL RATES

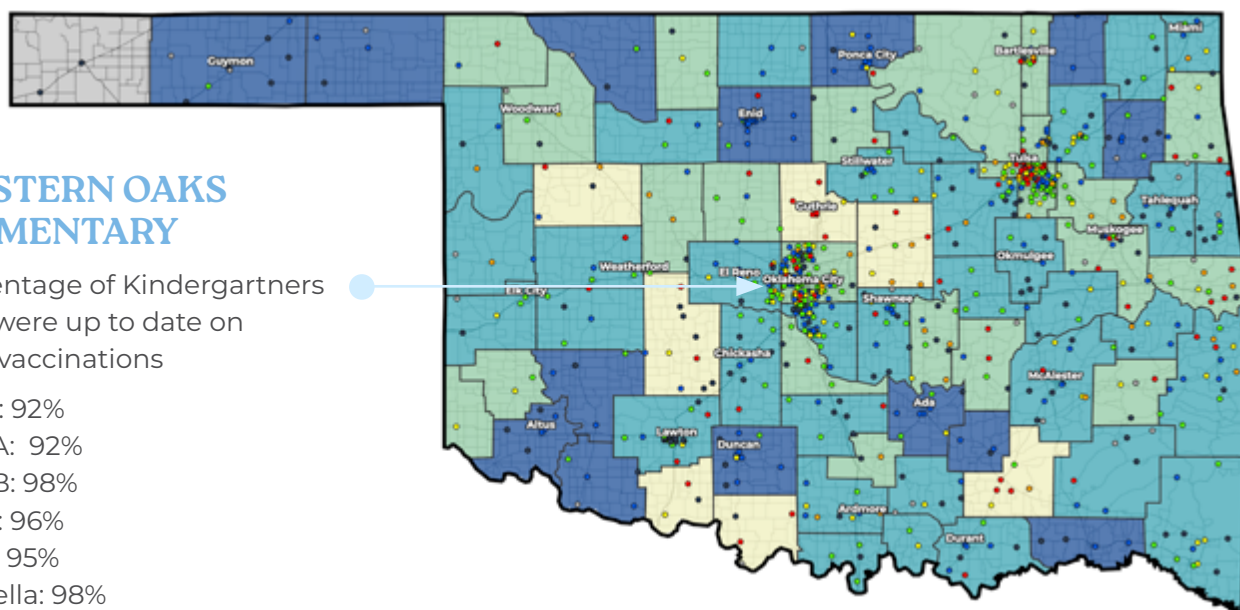


WESTERN OAKS ELEMENTARY

Percentage of Kindergartners
who were up to date on
their vaccinations

- DTaP: 92%
- Hep A: 92%
- Hep B: 98%
- MMR: 96%
- Polio: 95%
- Varicella: 98%
- All: 87%

2% of kindergartners had an exemption on file





OKLAHOMA
State Department
of Health



Oklahoma Kindergarten Immunization Survey

SUMMARY REPORT

2023 / 2024

123 Robert S. Kerr Ave., Suite 1702
Oklahoma City, OK 73102
Phone: 405-426-8580
E-mail: immunize@health.ok.gov
Website: oklahoma.gov/health/immunizations

**If you have any questions
regarding this summary,
please contact the OSDH
Immunization Service
at 405-426-8580 and
immunize@health.ok.gov.**