










**Oklahoma State Department of Health
Vision Screening Tools for Mandated Vision Screening**

Ages	Tools	OPTOTYPES	PASS	Notes
<p>Distance vision for 3, 4, 5 & 6 years old</p>	<p>Test of Visual Acuity:</p> <ul style="list-style-type: none"> • 10 foot wall charts • Flip charts with crowded lines of 5 optotypes per page at 10 feet critical line or full threshold formats. <div style="display: flex; justify-content: space-around; align-items: center;">   </div>	<p>LEA SYMBOLS and/or HOTV wall chart or MASS Vat LEA SYMBOLS and/or HOTV flip charts (including lines from 10/40 to 10/8)</p>	<p>3yo – 20/50 line 4 & 5yo – 20/40 (10/20) line 6yo – 20/32 (10/16) line</p>	<p>Screen annually. Screening distance is between chart and child's eyes. Place arch of the child's foot on the line when measuring proper distance. Screen one eye at a time.</p> <p>Rescreen – within 6 months with the same screening tool.</p> <p>Refer – to an eye care professional (pediatric optometrist, optometrist, pediatric ophthalmologist, or ophthalmologist) with training and experience examining young children.</p>




**Oklahoma State Department of Health
Vision Screening Tools for Mandated Vision Screening**

Ages	Tools	OPTOTYPES	PASS	Notes
<p>Distance vision 6 years of age and older</p>	<p>Tests of visual acuity at 10 feet, using standardized format. If you draw a line around the outside of the optotypes, the line will resemble an upside down pyramid and not a rectangle.</p> <p>No more than 5 optotypes per line, unless using a 9" x 14" chart. Test of visual acuity should be 10 feet, not 20 feet, AND should contain 20/32 (10/16) line, not 20/30.</p> <div style="display: flex; justify-content: space-around; align-items: center;">   </div> <p>May use an electronic eye chart as a substitute for a printed eye chart to assess relative visual acuity such as screening software with single, surrounded optotypes at 10 feet.</p>	<p>Sloan Letters or LEA NUMBERS</p>	<p>Majority of optotypes on 20/32 line with each eye</p> <p>Follow manufacturer instructions and training</p>	<p>Bright Futures recommends vision screening for well child medical visits at ages 8, 10, 12, and 15 years. Screening distance is between chart and child's eyes. Place arch of the child's foot on the line when measuring proper distance. Screen one eye at a time.</p> <p>Rescreen – Within 6 months with the same screening tool.</p> <p>Refer – to an eye care professional (pediatric optometrist, optometrist, pediatric ophthalmologist, or ophthalmologist) with experience examining children.</p> <p>Legislatiive update 2024</p>


**Oklahoma State Department of Health
Vision Screening Tools for Mandated Vision Screening**

Ages	Tools	OPTOTYPES	PASS	Notes
Estimates of refractive error and eye misalignment up to 72 months of age	<ol style="list-style-type: none"> 1. Welch Allyn Spot Vision  2. Welch Allyn Sure Sight® Vision Screener-Version 2.25  3. Plusoptix S12C  4. Righton Retinomax  	NONE	According to device setting	<p>Vision screening instruments do not measure visual acuity. Consult local eye care provider for referral criteria settings in programmable devices.</p> <p>INSTRUMENT-BASED SCREENING APPROACH</p> <ul style="list-style-type: none"> • For ages 1 and 2 years. • As an alternative for optotype-based screening for ages 3, 4, and 5 years, with an evidence-based eye chart and approved occluders as a backup if an instrument reading cannot be captured. • Not currently recommended for ages 6 years and older because of insufficient data
Color Vision Deficiency Screening Any Age NOT REQUIRED	<p>Ishihara, Good Light Color Vision Plates, or Waggoner Color Vision Made Easy</p> 	Symbols and numbers	Follow manufacturer instructions	<p>Replace book every 7 years; colors desaturate over time.</p> <p>Use cotton swab or brush for pointing or tracing the image as oil from fingertips will desaturate colors</p>

**Oklahoma State Department of Health
Vision Screening Tools for Mandated Vision Screening**

Ages	Tools	OPTOTYPES	PASS	Notes
<p>Stereoacuity 3 years of age Up to 9 years of age NOT REQUIRED</p>	<p>Pass Test 2</p>  <p>or</p> <p>Random Dot E</p> 	<p>NONE</p>	<p>Pass Test 2: 3yo – pass Card B (no testing with Card C)</p> <p>4yo – pass Card B (no testing with Card C)</p> <p>5yo and older – pass Cards B and C</p> <p>Random Dot E: 3 and up to 8 yo 4 of 6 attempts correct</p> <p>RDE: Pass with 4 correct of 10 attempts with the test card and blank card.</p>	<p>If student wears prescription glasses for distance viewing, remove prescription glasses and screen only with polarized glasses.</p> <p>If student wears prescription glasses for near viewing, or full time, place polarized glasses over prescription glasses when screening. You may need a larger set of polarized glasses.</p> <p>If student wears prescription glasses and you do not know the reason, place polarized glasses over prescription glasses when screening.</p> <p>If the child cannot see the 3-D image, then try conducting the test without the child wearing their glasses. Ensure no glare or shadow on cards. Hold cards with edges of fingertips. Tilt cards slightly backward – about a 10-degree tilt.</p>
<p>Occluders</p>	<p>3-10 years of age Disposable Adhesive patches, 2-inch wide hypoallergenic surgical tape, or occluder glasses</p> 	<p>NONE</p>	<p>NONE</p>	<p>Unacceptable occluders include: Tissues, hands, paper or plastic cups, paper occluders, adults holding occluders over child's eyes, and occluder paddles. *</p>

**Oklahoma State Department of Health
Vision Screening Tools for Mandated Vision Screening**

Occluders	10 years and older “Mardi Gras Mask” or “Lollypop” occluders 	NONE	NONE	Hold “Lollypop” occluders with handle toward temple, not chin. Unacceptable occluders include: Tissues, hands, paper or plastic cups, paper occluders, adults holding occluders over child’s eyes *
<p>* Due to COVID-19 risk, screeners may use a disposable occluder such as a paper die-cut shapes or plastic cup, used once and disposed of to reduce the spread of germs.</p>				