

Prepared by
The Oklahoma State Election Board
2024

Notes to Instructors

Vote Oklahoma! is a set of exercises intended to acquaint users with facts about voting in Oklahoma. These exercises originally were designed for use in high school classes. They have also been used successfully with groups of adults and with younger children.

THE FIRST EXERCISE, "Voter Registration in Oklahoma," (page 2) consists of a 14-item, multiple-choice quiz about the qualifications for registering to vote. This quiz can be used either as a "pre-test" to determine the group's level of knowledge about voter registration qualifications or as a "post-test" following discussion of voter registration qualifications to reinforce the information.

The quiz is accompanied by a written discussion guide that provides additional information about voter registration qualifications. A companion PowerPoint show is also available.

THE SECOND EXERCISE, "Voter Qualifications," (page 12) is a demonstration of the numbers of people who once were prohibited from voting by the statutory qualifications enacted by states. The discussion guide accompanying this exercise describes these old voter qualifications and names the Supreme Court decisions and federal laws that abolished them. A companion PowerPoint show is also available.

THE THIRD EXERCISE, "Voter Registration and Turnout," (page 18) provides some statistics about voter registration and voter turnout in our state in recent election years.

Also included in *Vote Oklahoma!* are instructions and materials for conducting mock voter registration and a mock election in the classroom.

Additional information on voting and elections in Oklahoma is available from your local County Election Board, from the State Election Board and on the Internet at www.oklahoma.gov/elections. Also, the Secretary of your County Election Board may be available to visit your classroom to talk with your students about voting and elections.

The State Election Board staff is interested in your opinion of *Vote Oklahoma!* Please send your comments or your suggestions for improving future editions of *Vote Oklahoma!* to the following address:

State Election Board
P.O. Box 53156
Oklahoma City, OK 73152

Voter Registration in Oklahoma

How much do you know about voter registration in Oklahoma? Test your knowledge by selecting the answer that best fills in the blank in each statement below.

1. You must _____ to be eligible to register to vote in Oklahoma.
 - a. be at least 18 years old on election day
 - b. be at least 21 years old on election day
 - c. have graduated from high school on election day

2. You must _____ to become a registered voter in Oklahoma.
 - a. have lived in the state for at least 3 months
 - b. have lived in the state for at least 30 days
 - c. now live in the state

3. You may apply _____ for voter registration.
 - a. by mail or in person
 - b. by telephone
 - c. only in person at the County Election Board office

4. You may apply _____ for voter registration.
- at any time
 - only the last 60 days before an election
 - only when applying for a driver license
5. Your application for voter registration must be received by election officials _____ in order to become eligible to vote in an election.
- by election day
 - ten days before the election
 - more than 24 days before the election
6. You must decide _____ before submitting the application for voter registration.
- in which elections you will vote
 - for whom to vote in the next election
 - whether to register as a member of a recognized political party, with a political organization, or as an Independent (nonpartisan) voter

7. After applying for voter registration, you will become a registered voter _____.
- a. after the next election
 - b. when the County Election Board issues a voter identification card
 - c. when the State Election Board verifies that all the information on the application is correct
8. After receiving your voter identification card, you will remain registered _____.
- a. forever
 - b. for four years
 - c. if you vote regularly
9. If you move or change your name or political affiliation, you must _____ to change your voter registration information.
- a. write the new information on your voter identification card
 - b. submit a new voter registration application showing the new information
 - c. submit a notarized statement to the County Election Board

10. When you become a registered voter, you _____ in most elections.
- may vote at any polling place in the state
 - may vote only in person at the polling place
 - may vote in person at the polling place that has the record of your registration or you may vote by absentee ballot
11. In order to vote by absentee ballot, you must _____.
- prove you have a disability or are physically incapacitated
 - request absentee ballots from your County Election Board
 - have a good excuse, like you're going on vacation
12. When you go to your polling place to vote, the Precinct Officials will ask to see _____.
- your vacation photos
 - your identification
 - your new tattoo
13. In order to prove your identity to vote, you may _____.
- show identification issued by the State of Oklahoma, including the voter identification card you received by mail from the County Election Board, the federal government, or a federally recognized tribal government
 - fill out a provisional ballot affidavit
 - both a. and b.

14. Even if your name is not in the Precinct Registry, you still may be able to vote by _____.
- a. casting a provisional ballot
 - b. crying
 - c. hiring a lawyer to sue the Precinct Officials

Definitions

Incapacitated person: A person who has been determined by the court to be unable to provide for and make decisions for their own needs and safety.

Physically incapacitated person: A person who swears or affirms that they are physically unable to vote in person at their precinct polling place due to illness, injury, or physical disability.

Primary election: If two or more people in the same party run for an office, then there is a primary election to determine which candidate will appear on the general election ballot.

Runoff primary election: If three or more people in the same party run for an office and none of them receives a majority of votes in the primary election, then the top two candidates advance to a runoff primary election, and the winner will appear on the general election ballot.

Provisional voting: Provisional voting is a procedure which permits a voter whose eligibility cannot be determined to cast a ballot at the precinct polling place on election day or at the in-person absentee voting location on an in-person absentee voting day. For example, a voter might not be listed on the precinct registry or may believe they are listed with the wrong political party. That voter fills out a provisional ballot affidavit and fills out a ballot, but does not insert the ballot into the voting machine. Instead, the provisional ballot and affidavit are kept separate from regular ballots. The County Election Board then investigates the voter's eligibility, and if they confirm the voter's eligibility, the ballot is counted on Friday following the election.

Instructor's Discussion Guide

Quiz Answers:

1=a; 2=c; 3=a; 4=a; 5=c; 6=c; 7=b; 8=c; 9=b; 10=c; 11=b; 12=b; 13=c; 14=a.

Statement 1:

If you are at least 18 years old, a United States citizen, and a resident of Oklahoma, you are eligible to apply to become a registered voter in Oklahoma. However, if you have been convicted of a felony, you are not eligible to become a registered voter until your sentence has expired. Also, if a judge has declared in court that you are an incapacitated person, you are not eligible to become a registered voter.

Statement 2:

You are not required to live in Oklahoma for any specified length of time before being eligible to apply for voter registration.

Statement 3:

You may apply for voter registration by mail. Voter registration application forms are available in many locations, including the post office, tag agencies, and libraries. The forms also may be downloaded from the State Election Board website: www.oklahoma.gov/elections. You may also apply for voter registration online at the online voter registration tool:

<https://okvoterportal.okelections.us/Home/RegWizard>

You also may apply in person for voter registration at any County Election Board office and at all tag agencies. When you apply for or renew your Oklahoma driver license or state identification card, you will be asked whether you also want to register to vote. If you apply for certain kinds of government assistance, you will be asked whether you want to register to vote.

Voter registration drives are often conducted at public community events such as county fairs. You may apply for voter registration at any of these registration drives as well.

Statements 4 and 5:

You may submit your voter registration application form at any time. However, if your application is received by election officials 24 days or fewer before an election, you will not become a registered voter until after the election.

In Oklahoma, you can pre-register to vote if you are at least 17 ½ years old, but your registration will not become valid and you cannot vote until you are 18 years old.

Statement 6

You must state your political affiliation when you apply for voter registration. You may register as a member of any political party recognized under Oklahoma law. The names of recognized political parties are printed on the official Oklahoma Voter Registration Application form. If you write in the name of a political party that is not recognized in Oklahoma, your application still will be processed and you will become registered as an Independent (no party).

As a registered member of a political party, you may vote for that party's candidates in primary and runoff primary elections. Registered political party members may not vote for another party's candidates in primary elections.

Independent (no party) voters generally may not vote in party primaries. However, every two years, political parties may opt to allow Independent (no party) voters to vote in primary elections during the following two years. Visit the State Election Board's website to find out if any parties allow Independent voters in their primaries at this time.

You also may register as a member of certain political organizations. A political organization is not a political party, and it cannot place candidates on the ballot. Voters registered in political

organizations may vote only on nonpartisan races and questions at primary and runoff primary elections.

All voters may vote on nonpartisan races and questions at primary and runoff primary elections.

The number of recognized political parties and political organizations may change from election year to election year. Contact the State Election Board or your County Election Board for a list of currently recognized political parties and political organizations.

Statement 7:

You will know that your application for voter registration has been approved and that you have become a registered voter when you receive your voter identification card in the mail from the County Election Board. Your voter identification card will show your name, address, precinct number, political affiliation and the location of your polling place. When you receive your voter identification card, examine it carefully and report any mistakes to the County Election Board immediately. Then, keep your voter identification card in a safe place and be sure to take it with you when you go to vote.

If the County Election Board cannot approve your application for voter registration, you will receive a letter that explains why your application cannot be approved. If your application is not approved, it may be because you left some important information off the form. In this case, if you provide the missing information, your application still can be approved.

Statement 8

After you become a registered voter, you are eligible to vote in federal, state, county, municipal and school district elections. You will remain registered as long as you vote regularly. Even if you don't vote, you will remain registered if you respond to periodic mailings from the County Election Board to confirm that your address is still the same.

Statement 9:

If you move, or if you change your name or your political affiliation, you must fill out a new voter registration application form with the new information. After the County Election Board approves the new application form, you will receive a new voter identification card.

If you are already registered to vote, you may update some registration information online, including your residence address (if it is in the same county as your previous address), mailing address, and party affiliation.

Statement 10:

On election day, you may vote only at the polling place for the precinct where you are registered. Only that polling place has the record of your voter registration. You may vote by absentee ballot instead of voting at the polling place.

Absentee ballots are mailed to voters prior to the election and are returned by mail to the County Election Board. Voters who live in nursing homes receive their absentee ballots from an Absentee Voting Board that visits them a few days before an election. Any voter may vote an absentee ballot in person at the County Election Board office on certain days before an election.

Statement 11:

You may request absentee ballots for any election in which you are eligible to vote. You will not be required to state any reason for the request.

Statement 12

State law now requires all voters to show identification when they vote.

Statement 13

You can show any one of the following forms of identification:

1. Identification which was issued by the State of Oklahoma, the federal government, or a federally-recognized tribal government that shows a photograph, displays a name that substantially conforms (matches) to the name on the voter registration record, and, if it includes an expiration date, the expiration date is after the date of the election, or
2. The voter identification card you receive by mail from the County Election Board when your voter registration application is approved, or
3. If you do not have any identification with you, you also may cast a provisional ballot, which will be counted after the County Election Board verifies your identity.

Statement 14

State and federal laws permit you to cast a provisional ballot if you believe that you are registered and eligible to vote but your name is not in the Precinct Registry. A provisional ballot is not put through the voting device but instead is sealed inside an envelope.

If you cast a provisional ballot, you must sign an affidavit that explains why you think you are eligible to vote. After the election, County Election Board officials will use the information you provided on the affidavit to verify your eligibility. If proof of your registration is found, the provisional ballot will be counted and included in the final election results.

Voter Qualifications

When using this exercise with persons under 18, ask them to pretend that they are 18 during the exercise. You also may wish to skip item 2a, "Anyone who does not own property," when all participants are under 18, or ask them to pretend they own property if their family does.

For most of our history, voting requirements were very restrictive. The following exercise is intended to demonstrate how many people once were prevented by law from voting. Regardless of the age of the group involved in this demonstration, most members of the group will be seated by the time the last requirement is read.

1. **SAY:**

Everyone please stand up.

2. **SAY:**

I will read some voting requirements to you. Anyone who does not meet one of the requirements must sit down.

- a. Anyone who does not own property.
- b. Anyone who is not white.
- c. Anyone who is not male.
- d. Anyone who does not have \$1.50 to pay to be able to vote.
- e. Anyone who does not have \$30 to pay to be able to vote.
- f. Anyone who has not lived in this state for at least 3 years.
- g. Anyone who cannot read English.
- h. Anyone who is under the age of 21.

3. **SAY:**

The requirements I just read were, at one time, all requirements for voting. You have just experienced what many United States citizens experienced in the past.

4. **SAY:**

The Tenth Amendment to the United States Constitution provides that all powers not specifically given to the federal government or denied to the states belong to the states. One of these powers is the right to set voting requirements.

Each of the requirements I read was once a requirement for voting in some state. If those requirements were still in effect today, and if you had to sit down when one of them was read, you would not be eligible to vote.

Fortunately, none of those are requirements for voting in Oklahoma today. If you are 18 years old, a United States citizen residing in Oklahoma, and if you have not been convicted of a felony (a serious crime), you can vote.

Everyone who is now qualified to vote, please stand up.

Your right to vote is guaranteed to you by amendments to the Constitution, laws passed by Congress, and by decisions of the United States Supreme Court.

Instructor's Discussion Guide

1. *Property requirements.*

Property requirements concerned the ownership of real estate — land, a house, etc. — and were common in the early years of our country. By 1820, however, most of the new states entering the Union did not have property ownership requirements for voting. By 1850, this requirement had been dropped by most other states. In some states, property ownership requirements for voting in a few special types of elections may still exist.

2. *Requirements based on race.*

In 1869, the Fourteenth Amendment to the United States Constitution was ratified. It provided citizenship to the African-Americans freed from slavery following the Civil War. It also provided that no state can deny to any person equal protection of the laws.

In 1870, the Fifteenth Amendment to the Constitution was ratified. It provided that "the right of citizens of the United States to vote shall not be denied or abridged by the United States, or by any state, on account of race, color or previous servitude." It also provided that "the Congress shall have power to enforce this article by appropriate legislation."

Prior to 1887, Native Americans were not considered citizens of the United States. In 1887, the Dawes Act granted citizenship to Native Americans who were willing to disassociate themselves from their tribe. Citizenship made those who accepted it technically eligible to vote. In 1924, all Native Americans were granted citizenship and the right to vote, regardless of tribal affiliation.

In 1943, the Magnuson Act gave the right to citizenship and the right to vote to Chinese immigrants.

However, these amendments were not enough to guarantee the right to vote to all citizens. Some states continued to prevent African-Americans and many others from voting by requiring voters

to pay a poll tax. Some states required that persons pass a reading test before being permitted to register to vote. In fact, voter registration itself is one of the methods used following the Civil War to limit the right to vote. These and many other requirements imposed by the states kept most people who were not white males from voting.

Many people believed that this was unfair. They worked for changes in the Constitution and for new laws that would stop the states from keeping these voting requirements. The Twenty-Fourth Amendment to the United States Constitution was ratified in 1964. It provides that states cannot require people to pay a poll tax to vote for President and Vice President, United States Senator or United States Representative. However, states still had the right to charge a poll tax for voting in other elections. Many people still were being denied the right to vote in most elections.

Finally in 1965, Congress passed the Voting Rights Act. This law and amendments and extensions to it prevented the states from charging poll taxes. The United States Supreme Court has upheld the Voting Rights Act over restrictive state laws many, many times. For example, in 1966, in the case of Harper v. Virginia Board of Elections, the Court ruled that poll taxes "introduce wealth or payment of a fee as a measure of a voter's qualifications..." For this reason, the Court said poll taxes violate the equal protection clause of the Fourteenth Amendment.

3. Requirements based on sex.

In 1920, the Nineteenth Amendment to the United States Constitution was ratified. It provided that the "...right of citizens of the United States to vote shall not be denied or abridged by the United States or any state on account of sex."

Until the ratification of the Twenty-Fourth Amendment in 1964 and the passing of the Voting Rights Act in 1965, many women, particularly women of color, were denied the right to vote using the same requirements that restricted the rights of many men.

4. *Residency requirements.*

Some states still require that you live in the state for a certain period of time before you can register to vote there, but the Voting Rights Act limits the amount of time that a state can require. Oklahoma requires only that you swear or affirm that you are a resident of the state. It does not require that you live here for any certain length of time before you register to vote.

5. *Age requirements.*

In 1971, the Twenty-Sixth Amendment was ratified. It provided that the "...right of citizens of the United States, who are 18 years of age or older, to vote shall not be denied or abridged by the United States or any state on account of age."

6. *Other restrictions.*

In 1975, an amendment to the Voting Rights Act made it possible for non-English speaking people to vote by requiring that ballots be printed in their language or that interpreters be provided at the polling place to translate the ballots for them.

In 1985, Congress passed the Voting Accessibility for the Elderly and Handicapped Act. This federal law requires the states to make polling places accessible to elderly and handicapped voters, and also to make voter registration locations and materials accessible to physically and visually disabled persons. The Americans with Disabilities Act, passed by Congress in 1990, also requires the government to make its services — including elections and voter registration materials — accessible to persons with various disabilities.

In 1986, the Uniformed and Overseas Citizens Absentee Voting Act (UOCAVA) granted the right to vote to United States Military and Uniformed Services, Merchant Marine, and other citizens overseas, living on bases in the United States, abroad, or aboard a ship. Significant amendments to UOCAVA were enacted in 2010 in a bill known as the Military and Overseas

Voter Empowerment Act (MOVE Act) that requires that states provide absentee ballots to covered voters not fewer than 45 days prior to elections for federal offices.

In 1993, Congress passed the National Voter Registration Act. This federal law requires the states to make their voter registration rules more uniform. You now can register to vote by mail in most states. Also, in most states, you can register to vote when you get your driver license — if you are 18 years old or older. And you also can register to vote when you apply for certain kinds of help from government agencies. In a few states, you can even register to vote on election day and vote that same day. One state — North Dakota — doesn't require voter registration at all.

In 2002, Congress passed the Help America Vote Act. Among its many requirements is one that concerns voting accessibility for persons with disabilities, including visual disabilities. The law requires the states to provide a voting system that offers persons with disabilities the opportunity to vote with the same level of privacy and independence as all other voters. In Oklahoma, our voting machines are equipped with an Audio Tactile Interface that allows voters with disabilities to listen to the ballot and cast their votes independently.

Something to do: Draw a time line from 1791 to the present.

Begin the time line with the ratification of the United States Constitution in 1791.

Show each amendment, law or Supreme Court decision that extended voting rights.

Voter Registration and Turnout

The United States Bureau of the Census reports that there are approximately 2.9 million people in Oklahoma who are 18 years of age or older. This is Oklahoma's voting age population.

Not all of these people are eligible to vote, however. Some of them are not United States citizens. Some of them are convicted felons. Some of them have been determined by a court of law to be incapacitated persons and prohibited from voting.

Here are some voting and registration statistics from the November 3, 2020, General Election.

Total Voting Age Population	=	3,027,263
Total Registered Voters	=	2,259,107
Total Voters Who Voted on 11-3-20	=	1,550,886

What percentage of Oklahoma's voting age population was registered to vote in November 2020?

$$2,259,107 \div 3,027,263 = \underline{\hspace{2cm}}\%$$

What percentage of the voting age population actually voted?

$$1,550,886 \div \underline{\hspace{2cm}} = \underline{\hspace{2cm}}\%$$

What percentage of registered voters voted?

$$\underline{\hspace{2cm}} \div \underline{\hspace{2cm}} = \underline{\hspace{2cm}}\%$$

Here are the same statistics from the November 8, 2022, General Election.

Total Voting Age Population	=	3,066,654
Total Registered Voters	=	2,295,906
Total Voters Who Voted on 11-8-16	=	1,153,203

What percentage of Oklahoma's voting age population was registered to vote in November 2022?

What percentage of the voting age population actually voted?

What percentage of registered voters voted?

Contact the Secretary of the County Election Board for the county in which you live, or visit the State Election Board on the Internet at www.oklahoma.gov/elections to obtain the following information for 2022.

1. Number of registered voters in the county in November 2022:
2. Number of voters who voted in the county on November 8, 2022:
3. What percentage of registered voters voted in your county?

Resources on the Internet

Following is a list of Internet sites that contain a wealth of information about elections.

Oklahoma State Election Board: www.oklahoma.gov/elections

State of Oklahoma Home Page: www.ok.gov

United States Bureau of the Census: www.census.gov

United States Election Assistance Commission: www.eac.gov

*Federal Voting Assistance Program: www.fvap.gov

National Archives and Records Administration: www.archives.gov/federal-register/electoral-college/about.html

*This site is intended for United States military personnel and civilians who live overseas. However, the "Election Links" section of the site includes many links to other websites that contain election-related information.

Mock Voter Registration and Election

Notes to Instructors

Many teachers want to conduct a mock election for their students while presenting units on elections and voting, especially during the height of publicity about the statewide general election in November every two years. The following pages contain information, instructions, and materials to help teachers prepare and conduct mock elections in their classrooms.

Two separate activities may be incorporated in the mock election. First, mock voter registration may be conducted to "register" all the students. A mock voter registration form may be duplicated and distributed. If the mock registration is conducted, the voter registration list used during the mock election should be compiled from the mock registration forms. If a student doesn't "register" prior to the election, the student will not be able to vote on election day.

The pages entitled "Who May Vote in an Election" and "At the Polling Place on Election Day" are intended as informational handouts for students.

The mock election materials include instructions for conducting the mock election. A mock election ballot blank is included. Also included are a tally sheet blank and instructions for counting ballots by hand.

Although the mock election described in these materials is very "low tech," these procedures are similar to the ones used in real elections in Oklahoma until 1992. Prior to March, 1992, ballots cast in all elections held in 73 of Oklahoma's 77 counties were counted by hand at each polling place on election day — and often late into the night after the polls closed.

The County Election Board Secretary in your county may be available to visit your classroom to talk with your students about voter registration and voting in Oklahoma. Contact the County Election Board Secretary well in advance and remember that the last few days before an election

are very busy. Do not expect the Secretary to be able to visit during the last week before a statewide or a countywide election.

The Secretary may be able to bring a voting device to your classroom that has been programmed with a mock election. The students can "vote" the ballots, deposit them in the voting device, and then obtain the results of their votes at the end of the demonstration. Students will also have the chance to use the audio ballot feature of the device.

Please be aware that it is impossible to conduct a mock election in your classroom using voting devices and ballots with the real candidates and issues that will be voted on in any real election. Please don't ask!

Teachers may obtain a variety of other materials from the County Election Board, including sample ballots, to use in the classroom. It may even be possible to schedule a field trip to the County Election Board office. Check with the County Election Board Secretary in your county.

Who May Vote in an Election

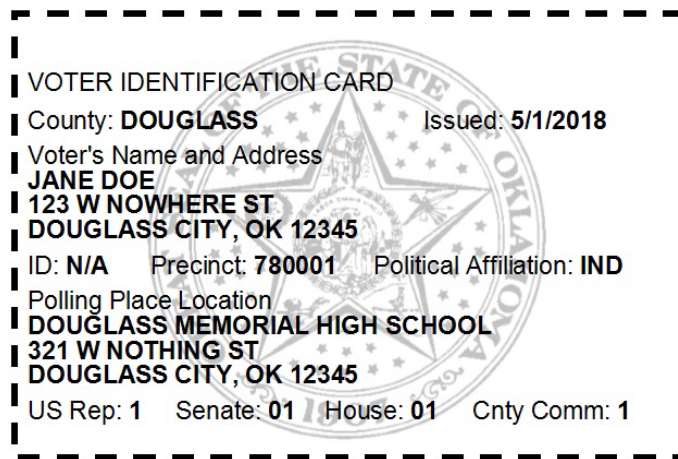
You must be a registered voter to vote in an election in Oklahoma. You must be at least 18 years old, a United States citizen, and a resident of Oklahoma to become a registered voter in this state. You may apply for voter registration by mail or you may apply in person at many locations, including tag agencies and the County Election Board office in each county. Voter registration application forms are available in many places, including most public libraries and post offices in Oklahoma.

OKLAHOMA VOTER REGISTRATION APPLICATION			
VRAMLA office use only Stamp received date here		OK93140-270-W	
MLA use only Enter MLA ID number: _____			
Are you a citizen of the United States of America? <input type="checkbox"/> Yes <input type="checkbox"/> No		Will you be 18 years of age or older on election day? <input type="checkbox"/> Yes <input type="checkbox"/> No	
If you check NO in response to either of these questions, DO NOT sign or submit this form.			
1. Last name (print)	First name (print)	Middle name (print)	Suffix (print) Jr, Sr, II, etc.
2. Birth date MMDD/YYYY	3. Identification number (See instructions.) a. Oklahoma driver's license number (required) _____ b. Last four digits of Social Security number (required if no driver's license) _____ c. <input type="checkbox"/> I do not have a driver's license or a Social Security number.		
4. Political party (See instructions.) <input type="checkbox"/> Democratic Party <input type="checkbox"/> Libertarian Party <input type="checkbox"/> Republican Party <input type="checkbox"/> No party <input type="checkbox"/> Other _____			
5. Street or 911 address or directions to your home (Do not use a rural route or P.O. box. See instructions.) City _____ State _____ ZIP code _____			
Mailing address (if different from above)		City _____ State _____ ZIP code _____	County of residence _____
6. Please complete the sections below if: • You were previously registered in another county or state, or • You wish to change the name or address on your current registration.		7. Oath (See instructions.) I swear or affirm that: • I am a citizen of the United States and I am a resident of the State of Oklahoma. • I am 18 years old or older, or I am at least 17½ years old and I understand that I cannot vote in any election before I am 18 years old. • I have not been convicted of a felony, or if having been convicted, I am now eligible to register to vote as I have fully served my sentence of court-mandated calendar days, including any term of incarceration, parole, or supervision, or completed a period of probation as ordered by any court. • I am not now under judgement as an incapacitated person. I am not under judgement as a partially incapacitated person prohibited from voting. • The information I have given is true. I reside at the address given. I understand that submitting false information on this form is a felony punishable by not more than five years in prison, by a fine of not more than \$50,000, or both.	
Previous name _____ Previous residence address _____ Previous county/state _____		X _____ Signature or mark of applicant Date	
CEB use only		Voter ID _____	Precinct _____ Activation date _____
Applicant: Fold this page and tape it closed to mail it.			

The voter registration application form asks for your name, address, political affiliation, the county in which you live, and your birthdate and driver's license number. You must sign and date the application form. The information you put on your voter registration application must be truthful.

When your voter registration application arrives at the County Election Board in the county where you live, the information is entered into the computer. If your application is complete, the County Election Board will mail a voter identification card to you. The voter identification card is your proof that you are a registered voter. The voter identification card will tell you where your polling place is located.

After you receive your voter identification card, you may go to your polling place on the next election day and cast your vote.



If you leave anything off your voter registration application, you will receive a letter from the County Election Board that explains what is wrong with your application. The letter also will tell you either that you can "fix" your application by providing more information about yourself or that you need to send in a new application.

If you get a letter telling you that there is something wrong with your application, you have not yet become a registered voter. You are not eligible to vote until you receive a voter identification card in the mail.

Your voter registration application must arrive at the election board at least 24 days before an election if you want to vote in that election. If it arrives at the election board less than 24 days before the election, you will not receive your voter identification card until after that election day.

Mock Voter Registration

TEACHER:

You will fill the role of the County Election Board Secretary or you will select three students to the "Class Election Board," with one Secretary, one Chairman, and one Vice Chairman. Select one or more students to serve as your "staff" to approve the voter registration applications and to issue and distribute voter identification cards and rejection notices.

1. **Duplicate** enough copies of the mock voter registration application form for all the students in your class, plus a few extra. You may wish to distribute the forms to everyone or place them in a highly visible location in the classroom.

Remember, no one in real life is **required** to register to vote, so you should not require your students to complete and return the form. You should tell them, however, that if they do not register prior to the deadline, they cannot vote in the mock election later.

2. **Establish** a deadline for receiving the mock voter registration applications. You or the "Class Election Board" will need to prepare voter identification cards for the students, so allow enough time. If you have planned the mock election on Tuesday, the deadline for mock voter registration applications should be at the end of the class period no later than one week before your election date. [The deadline for real voter registration applications is 24 days before the election — probably much too early for your purposes.]
3. **Provide** a box or other container in which the students will deposit their mock voter registration applications.
4. **Duplicate** a sufficient number of the mock voter identification cards and cut them apart.

5. **Examine** the mock voter registration application forms received from the student. A "valid application" must include the following: name, address, birthdate, and signature. Fill out a mock identification card for each valid application.

Vote Oklahoma!
Mock Voter Registration Application Form

Last Name _____ First Name _____ Middle Initial _____
 Date of Birth _____ Political Affiliation _____
 Address _____

OATH: I swear or affirm that I am a member of this class and that the information I have given on this form is true and correct.

X _____
 Signature or Mark of Applicant Application Date

Otherwise valid applications with no political party indicated are registered as Independent (no party).

If one or more of the items listed above is missing from an application, fill out a mock rejection notice letter and give the letter to the student. Allow students who receive rejection letters to correct their applications.

6. **Distribute** the mock voter identification cards and/or the mock rejection letters to the students no later than Friday before the election date.

MOCK VOTER IDENTIFICATION CARD

County: **Douglass**

Voter's Name and Address
SMITH, IDA BELL
101 E 1 ST
LAWRENCE, OK 77717

ID: **00001** Precinct: **3RD P.** Political Affiliation: **R**

Polling Place Location
COHEN HIGH SCHOOL
435 S. BERRYWAY

Vote Oklahoma!
Mock Election Board

Dear Applicant:

We regret to inform you that your Vote Oklahoma! mock voter registration application form was incomplete and cannot be processed at this time. Please provide the information indicated below and return this letter to the Vote Oklahoma! Mock Election Board before mock election day.

Your name was incomplete. Please write your full name in the space below.

Your birthdate was not included or was incomplete. Please write the month, day, and year of your birth in the space below.

Your address was not included or was incomplete. Please write the address where you live in the space below.

You did not sign your application. Please submit a new application and be sure to sign and date it.

Thank you. Remember, you are not registered and you cannot vote in the mock election unless you receive your Vote Oklahoma! mock voter identification card prior to election day.

Sincerely,

Vote Oklahoma! Mock Election Board

7. Use the valid application forms to create your Precinct Registry. Alphabetize the names and write or type them on the mock Precinct Registry form.

Election Date November 9, 2016

Vote Oklahoma! Mock Precinct Registry

Name	Political Affiliation	Signature
Adams, Mary	Democratic	
Avery, Susan	Democratic	
Bell, David	Independent	
Benson, George	Republican	
Carmichael, Larry	Republican	
Granger, Mike	Republican	
Griffith, Donald	Libertarian	
Lewis, Jane	Democratic	
Miller, Carolyn	Independent	
Martin, Holly	Republican	
Nesmith, Kerry	Libertarian	
Propps, Steven	Independent	
Roberts, Janine	Independent	
Taylor, Alan	Republican	

At the Polling Place on Election Day



Three Precinct Officials work at each polling place on election day — the Judge, the Clerk, and the Inspector. The three Precinct Officials usually sit together at a long table.

The Judge is the first Precinct Official that a voter talks to while voting. The Judge asks the voter's name and then finds the voter in the Precinct Registry. The Precinct Registry is a list of the names and addresses of all the registered voters in the precinct. When the Judge finds the voter's name, the Judge asks to see the voter's ID. Once the voter's ID has been verified, the Judge asks the voter to sign the Precinct Registry.

After the voter signs the Precinct Registry, the Clerk gives the voter a ballot and a pen. Next, the Inspector, who usually stands or sits near the voting device, directs the voter to an empty voting booth.

The voter marks the ballot in the voting booth and then puts the marked ballot in the voting device. When the voting device takes the ballot, it counts it immediately. The voter must leave the polling place after the voting device takes the ballot. People who have already voted may not remain in the polling place.

Preparing for a Mock Election

Offices and Candidates for the Mock Election Ballot

The first step to take when preparing for a mock election is to decide what will appear on the mock election ballot.

If the mock election is planned in the fall of an even-numbered year, which is the period of regular state elections, an obvious choice is to use the highest office on the state general election ballot — President of the United States or Governor of Oklahoma. If the mock election is planned for another time, or if you prefer to keep partisan political discussion out of the classroom, there are other options.

You may choose to create a "famous name" ballot, using names of entertainers or athletes as candidates for imaginary offices. For example, candidates for "Funniest Movie Star" might include Channing Tatum, Alyson Hannigan, and Jonah Hill. An additional consideration when using a famous name ballot is to remove the political parties' names from the mock election ballot form and to replace them with party names created just for the famous name ballot.

The mock election also may be used to elect class officers and/or student council representatives.

Supplies and Materials

The teacher may fill the role of the County Election Board Secretary or may select a student to serve as the "Class Election Board" Secretary. Select two or more students to serve as the "Class Election Board staff" to prepare the following materials before the election.

Precinct Registry

This is a list of students in the class. If you conducted mock voter registration, use the Precinct Registry compiled from the mock registration forms. If you did not conduct mock voter registration, a list of all the students enrolled in the class may be used.

Ballot Box

Use any cardboard box with a lid. Cut a slot in the top or in the side of the box to put the ballots through.

Ballots

Type the name of the office at the top of each column on a copy of the mock ballot form. Type the name of each candidate for the office beside the box in the appropriate party column. If additional offices are included in the mock election, more than one ballot template may be used. White-out any unused boxes on the mock ballot form. Duplicate at least one ballot for each student, plus a few extra.

Tally Sheets

Type the name of the office and the names of all the candidates for the office on a copy of the mock Tally Sheet form. If additional offices are included in the mock election, you may use a separate tally sheet for each office. Duplicate at least four copies of each prepared Tally Sheet to include in the mock election supplies. Keep the prepared master sheet in a safe place in case additional copies are needed.

Certificate of Vote

Type the name of the office and the names of all the candidates for the office in the spaces provided in the center of the page. Prepare a separate Certificate of Vote form for each office on the mock election ballot. Use a copy of the mock Certificate of Vote form. Duplicate at least two copies of each prepared Certificate of Vote to include in the mock election supplies.

VOTE HERE sign

Make a "Vote Here" sign or ask students to make a sign.

Voting Booth

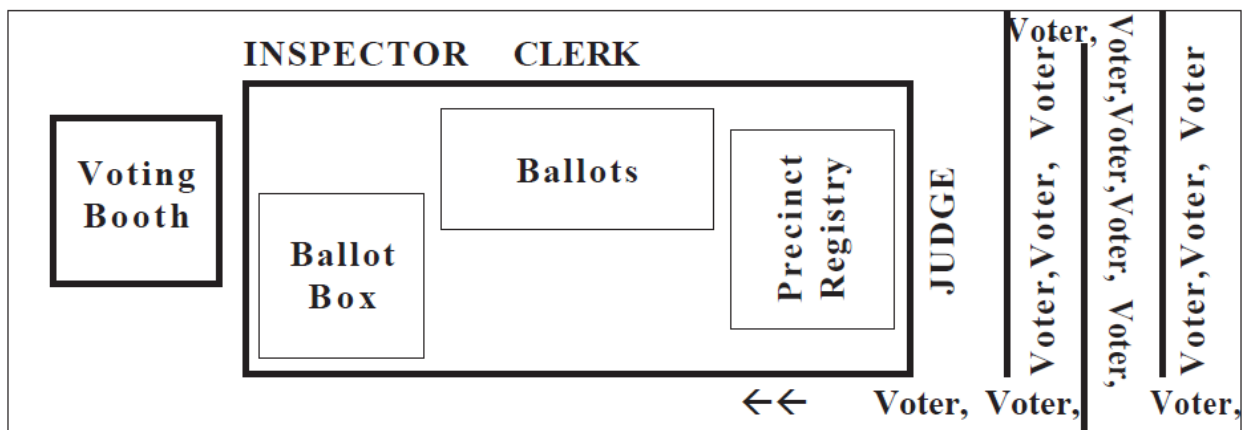
Designate a desk or table in the voting area where students may have privacy to mark their ballots. You might be able to borrow a voting booth from your County Election Board—but be sure to ask well in advance.

Precinct Officials and Counters

The Teacher continues in the role of County Election Board Secretary to select three students to serve as Precinct Officials and four other students to serve as Counters. Review with these students the duties of Precinct Officials and Counters described in "At the Polling Place on Election Day" and in "Conducting the Mock Election." Allow the students serving as Precinct Officials time to examine their election materials and to become comfortable with their roles. Also, allow the students serving as Counters the chance to practice counting ballots.

Conducting the Mock Election

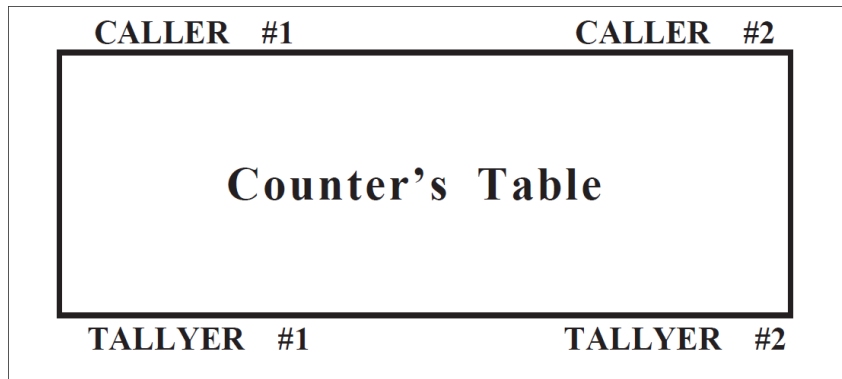
1. **On election day**, give polling place supplies to the Inspector. Polling place supplies include the following: ballots, ballot box, Precinct Registry, tally sheets, pencils, Certificates of Vote, and the Vote Here sign.
2. **Precinct Officials** work together to arrange the polling place supplies in the voting area. The following diagram shows one way to set up the voting area.



3. **The Precinct Officials** and Counters each must sign the Precinct Registry and cast their own ballots before they begin processing the other voters.
4. **Voters may approach** the voting area. Each voter tells his or her name to the Judge. The Judge locates the voter's name on the Precinct Registry and asks the voter for identification. If they have valid identification, the Judge asks the voter to sign the Precinct Registry.
5. **If a person's name** is not listed on the Precinct Registry or a person does not have valid identification, they may still vote a provisional ballot if they choose.
6. **A voter who makes** a mistake marking the ballot may receive a new one. The Inspector must tear up the spoiled ballot in the voter's presence.

7. **After all the students** have had the chance to vote, the Counters may open the ballot box and remove the ballots. The four Counters sit together at the table. Two Counters unfold each ballot and look at it together. These two Counters are the "callers." The other two Counters each take one of the tally sheets and a pencil. They are called "tallyers."

One of the callers reads the votes marked on a ballot aloud ["One vote for Mickey Mouse, one vote for Donald Duck,"etc.] The two tallyers mark each vote on their tally sheets.



After the tallyers record each vote from a ballot, the other caller stacks the counted ballot to one side where it cannot be confused with the uncounted ballots. The counted ballots may be placed back inside the ballot box.

Official *Vote Oklahoma!* Mock Election Ballot
 Election Name **General Election**
 Election Date November 8, 2016

(Vote for One)

RED Party	WHITE Party	Blue Party	Green Party
<input type="checkbox"/> Mickey Mouse	<input type="checkbox"/> Daffy Duck	<input type="checkbox"/> Roger Rabbit	<input type="checkbox"/> Porky Pig

Official Tally Sheet
Vote Oklahoma! Mock Election
 Election Date: November 8, 2016

Office Title	10		20		30		40		50		Total
	5	5	5	5	5	5	5	5	5		
For President											
RED PARTY: Mickey Mouse	///	///									12
WHITE PARTY: Daffy Duck	///	///	///								16
BLUE PARTY: Roger Rabbit	///										7
GREEN PARTY: Porky Pig	///										9

8. **When all the ballots** have been counted, the tallyers add up the votes recorded for each candidate. The totals on both tally sheets should match. The Counters deliver the tally sheets to the Clerk. The Clerk records the votes on the appropriate Certificate of Vote. All three Precinct Officials and all four Counters sign each copy of the Certificate of Vote. One copy of the Certificate of Vote is posted at the front of the classroom. A second copy should be placed inside the ballot box with all the ballots.

Vote Oklahoma!
Mock Election Certificate of Vote

We are the Precinct Officials and Counters for the *Vote Oklahoma!* mock election held November 8, 2016. We certify that the following votes were cast for the candidates listed below for the office indicated.

Office: President

Candidate's Name	Votes Counted
Mickey Mouse	12
Daffy Duck	16
Roger Rabbit	7
Porky Pig	9

<p><u>Kate Cooper</u> ----- Judge</p> <p><u>Holly Martin</u> ----- Clerk</p> <p><u>Alan Taylor</u> ----- Inspector</p>	<p><u>Mike Granger</u> ----- Counter</p> <p><u>Janine Roberts</u> ----- Counter</p> <p><u>Mary Adams</u> ----- Counter</p> <p><u>George Benson</u> ----- Counter</p>
--	--

If the tally sheets do not match, the ballots must be counted again. If a recount is needed, the Counters who acted as callers in the first count should act as tallyers in the second. Use clean tally sheets for the second count.