



# **Oklahoma Board of Corrections**

## **REGULAR MEETING**

March 23, 2026  
Howard McLeod  
Correctional Center  
19603 E. Whippoorwill Lane,  
Atoka, Oklahoma

**OKLAHOMA BOARD OF CORRECTIONS**  
**REGULAR MEETING AGENDA**  
HOWARD MCLEOD CORRECTIONAL CENTER  
19603 E. Whippoorwill Lane, Atoka, OK  
1:00 PM on March 23, 2026

<b>ITEM</b>	<b>PRESENTER</b>
1. Call to Order A. Pledge of Allegiance B. Roll Call	Stephan Moore, Chair
2. Approval of Board of Corrections Regular Meeting Minutes A. February 25, 2026*	Stephan Moore, Chair
3. Chairman's Update	Stephan Moore, Chair
4. Director's Update	Justin Farris, Director
5. Warden's Update	Kameron Harvanek, Warden
6. Unit Spotlight A. Women's Risk Needs Assessment (WRNA)	Stephanie Adams, Administrator of Programs
7. Resolution: Public Service Recognition Week*	Kelli Davis, Deputy Chief of Operations
8. Resolution: National Correctional Officer's Week*	Kelli Davis, Deputy Chief of Operations
9. Resolution: National Nurses Appreciation Week*	Clint Castleberry, Chief of Health Services
10. Resolution: National Teachers Appreciation Week*	Stephanie Adams, Administrator of Programs
11. Resolution: National Volunteer Appreciation Week*	Stephanie Adams, Administrator of Programs
12. Agency Budget Update A. FY26 DOC Monthly Budget Report	Ashlee Clemmons, Chief Financial Officer
13. Legislative Initiatives Update	Kay Thompson, Chief of Public Relations
14. Inmate/Offender Population A. Population Analysis Report	Jason Bryant, Chief of Population
15. Approval to Enter into Executive Session*	Kari Hawkins, General Counsel

- |   |                                      |
|---|--------------------------------------|
| 16. Approval to Exit from Executive Session*  | Kari Hawkins,<br>General Counsel     |
| 17. Inmate/Offender Population<br>A. Bed Capacity*  | Jason Bryant,<br>Chief of Population |
| 18. Committee Reports – Standing Committees<br>A. Executive – Chair Stephan Moore, Vice-Chair Daniel Snead,<br>Secretary Joseph Brantley and Past President Hastings Siegfried<br>B. Public Policy/Affairs/Criminal Justice – Chair Rhonda Bear and<br>Members Jake Parsons and Matt White<br>C. Population/Security/Private Prison –Chair Hastings Siegfried and<br>Members Joseph Brantley, Randy Chandler and Daniel Snead<br>D. Audit/Finance– Chair Joseph Brantley, Members Stephan Moore,<br>Hastings Siegfried and Roger Thompson | Committee Chairs                     |
| 19. New Business  | Stephan Moore,<br>Chair              |
| 20. Adjournment*  | Stephan Moore,<br>Chair              |

*The next regular meeting of the Board of Corrections will be held at 1:00 PM on Wednesday, April 22, 2026, at the Bill Johnson Correctional Center.*

\*Board of Corrections Voting Item  
Updated on 3/19/2026 9:45:19 AM

**OKLAHOMA BOARD OF CORRECTIONS  
REGULAR MEETING MINUTES  
February 25, 2026**

**1. Call to Order**

Chairman Stephan Moore called the meeting of the Oklahoma Board of Corrections (BOC) to order at 1:00 p.m., on Wednesday, February 25, 2026, at Red Rock Correctional Center, 8607 SE Flower Mound Road, Lawton, OK.

The meeting was preceded by advance notice of the date, time, and place, filed with the Oklahoma Secretary of State on Wednesday, November 26, 2025. An announcement was also given at least twenty-four (24) hours in advance by posting notice of the date, time, place, and agenda of the meeting at 12:04 p.m. on Tuesday, February 24, 2026, at the principal office of the Oklahoma Department of Corrections (ODOC), located at 4345 N. Lincoln Blvd, Oklahoma City, OK 73105.

**A. Pledge of Allegiance**

Chairman Moore led the meeting attendees in reciting the pledge of allegiance to the United States Flag.

**B. Roll Call**

Chairman Moore asked the clerk to call roll:

Rhonda Bear	Present	T. Hastings Siegfried	Present
Joseph Brantley	Present	Daniel Snead	Absent
Randy Chandler	Present	Roger Thompson	Present
Stephan Moore	Present	Matthew White	Present
Jake Parsons	Present		

The roll reflected a quorum.

**2. Approval of Board of Corrections Meeting Minutes**

**A. November 19, 2025 Minutes**

Chairman Moore requested approval of the meeting minutes as presented to members in the BOC packet for February 25, 2026.

**Motion:** Mr. Thompson made the motion to approve the minutes. Mr. White seconded the motion.

Rhonda Bear	Approved	T. Hastings Siegfried	Approved
Joseph Brantley	Approved	Daniel Snead	Absent
Randy Chandler	Approved	Roger Thompson	Abstained
Stephan Moore	Approved	Matthew White	Approved
Jake Parsons	Approved		

The meeting minutes from November 19, 2025, were approved by majority vote.

### **3. Chairman's Update**

Chairman Moore welcomed everyone to the Board of Corrections meeting and thanked the Red Rock Correctional Center warden and staff for hosting.

### **4. Director's Update**

Director Farris provided updates on several initiatives, including Probation & Parole mobile check-in/mobile app use, nicotine sales in the canteens at each facility, the refocus back to facilities by executive staff, legislative initiatives and the reissuing of facilities patches.

### **5. Warden's Welcome**

Warden David Rogers welcomed the board members and ODOC staff. Red Rock Correctional Center (RRCC) features double-celled, medium-security housing units, including two segregation units. The facility is fully ACA-compliant and designed for efficient use of security staff, which supports expanded programming without major added costs. A copy of the Red Rock Correctional Center information sheet was included in the BOC packet for February 25, 2026.

### **6. Faith-Based Housing Unit Programs Unit Spotlight**

Administrator of Programs Stephanie Adams gave an overview of faith-based housing unit programs. The specific missions of our Faith-Based Housing Unit Programs vary, but all of them are focused on transforming lives in a way that leads to positive behavioral change. These are all considered full-time programs. Inmates in the programs are housed on the same unit to build a culture that reinforces the principles and goals of the program. Each program is provided by a Faith-Based partner organization. No state funds are used. They are all led at the facility by full-time volunteers, paid for by the partner organizations. A copy of the report was included in the BOC packet for February 25, 2026.

### **7. DOC Inmate Olympic Games**

Chief of Offender Advocacy Nicole Flemming gave a report on the upcoming inaugural Inmate Olympic Games. A summary was included in the BOC packet for February 25, 2026.

### **8. Agency Budget Update**

#### **A. FY26 DOC Budget Report**

Chief Financial Officer Ashlee Clemmons welcomed everyone and provided an update on the year-to-date financials as of January 31, 2026. The financial reports were included in the BOC packet for February 25, 2026.

#### **B. Budget Presentation**

Chief Clemmons gave a brief overview of the FY2026 Budget. The report was included in the BOC packet for February 25, 2026.

#### **C. Cost of Incarceration**

Chief Clemmons presented the FY2025 actual cost of incarceration for approval. The report was included in the BOC packet for February 25, 2026.

**Motion:** Mr. White made the motion to approve the FY25 actual cost of incarceration. Mr. Siegfried seconded the motion.

Rhonda Bear	Approved	T. Hastings Siegfried	Approved
Joseph Brantley	Approved	Daniel Snead	Absent
Randy Chandler	Approved	Roger Thompson	Approved
Stephan Moore	Approved	Matthew White	Approved
Jake Parsons	Approved		

The FY25 actual cost of incarceration was approved by majority vote.

## 9. Inmate/Offender Population Update

### A. Inmate/Offender Population Report

Chief of Population & Programs Jason Bryant provided an overview of the inmate/offender population as of January 31, 2026. A copy of the overview was included in the BOC packet for February 25, 2026.

## 10. Legislative Initiatives

Chief of Administration Jenna Thomas gave an update on current legislative initiatives for the FY26 spring legislative session. A copy of the report was included in the BOC packet for February 25, 2026.

## 11. Policies for Approval – P-010100, P-090100, P-090200, P-140100

General Counsel Kari Harkins reviewed the policies noting no significant changes to any of the policies. A copy of the policies with markups were included in the BOC packet for February 25, 2026.

**Motion:** Mr. White made the motion to approve policies P-010100, P-090100, P-090200, P-140100. Mr. Parsons seconded the motion.

Rhonda Bear	Approved	T. Hastings Siegfried	Approved
Joseph Brantley	Approved	Daniel Snead	Absent
Randy Chandler	Approved	Roger Thompson	Approved
Stephan Moore	Approved	Matthew White	Approved
Jake Parsons	Approved		

Policies P-010100, P-090100, P-090200, P-140100 were approved by majority vote.

### Policies for Approval – P-110300

General Counsel Kari Harkins reviewed the policies noting the following change to the Drug-Free Workplace Program policy: For the purposes of this procedure, agency approved electronic cigarette “vaping” devices and nicotine pouches shall not be considered as part of the drug-free workplace program. A copy of the policy with markups was included in the BOC packet for February 25, 2026.

**Motion:** Mr. White made the motion to approve policy P-110300. Mr. Thompson seconded the motion.

Rhonda Bear	Opposed	T. Hastings Siegfried	Approved
Joseph Brantley	Approved	Daniel Snead	Absent
Randy Chandler	Approved	Roger Thompson	Approved
Stephan Moore	Approved	Matthew White	Approved
Jake Parsons	Approved		

Policy P-110300 was approved by majority vote.

#### 12. Approval to Enter into Executive Session

**Motion:** Mr. White made a motion to enter Executive Session at 2:31 p.m.  
Mr. Siegfried seconded the motion.

Rhonda Bear	Approved	T. Hastings Siegfried	Approved
Joseph Brantley	Approved	Daniel Snead	Absent
Randy Chandler	Approved	Roger Thompson	Approved
Stephan Moore	Approved	Matthew White	Approved
Jake Parsons	Approved		

The motion to enter executive session was approved by a majority vote.

#### 13. Approval to Exit from Executive Session

**Motion:** Mr. White made a motion to return from Executive Session at 3:33 p.m.  
Ms. Bear seconded the motion.

Rhonda Bear	Approved	T. Hastings Siegfried	Approved
Joseph Brantley	Approved	Daniel Snead	Absent
Randy Chandler	Approved	Roger Thompson	Approved
Stephan Moore	Approved	Matthew White	Approved
Jake Parsons	Approved		

The motion to exit from executive session was approved by a majority vote.

#### 14. Committee Reports – Standing Committees:

##### A. Executive

**Chairman** Stephan Moore

**Members** Daniel Snead, Joseph Brantley and Hastings Siegfried

Members in this committee discussed the proposed BOC agenda and current litigation.

**B. Public Policy/Affairs/Criminal Justice**

**Chairman** Rhonda Bear

**Members** Jake Parsons and Matthew White

Members in this committee discussed the Public Relations initiatives, Community Outreach initiatives and Reentry programs including Birth Certificate and ID disbursements.

**C. Population/Security/Private Prisons**

**Chairman** Hastings Siegfried

**Members** Joseph Brantley, Randy Chandler and Daniel Snead

Members in this meeting discussed population, Oklahoma Inspector General statistical updates, Office of Threats and Intelligence updates and Private Prison security and contract updates.

**D. Audit and Finance**

**Chairman** Joseph Brantley

**Members** Stephan Moore, Hastings Siegfried and Roger Thompson

Members in this committee discussed the monthly financials and the yearly budget work program.

**15. New Business**

Chairman Moore announced with sadness the passing of former Chief of Health Services, Danna Webb, noting her long and positive career with the State of Oklahoma and her revitalizing leadership within the Health Services division. She will be deeply missed. Her funeral is scheduled for Thursday, February 26.

**16. Adjournment**

**Motion:** Mr. White made a motion to adjourn the meeting. Ms. Bear seconded the motion.

Rhonda Bear	Approved	T. Hastings Siegfried	Approved
Joseph Brantley	Approved	Daniel Snead	Absent
Randy Chandler	Approved	Roger Thompson	Approved
Stephan Moore	Approved	Matthew White	Approved
Jake Parsons	Opposed		

There being no further business to discuss, the adjournment of the meeting was approved by a majority vote at 3:39 p.m.

Submitted to the Board of Corrections By:

03-23-2026

\_\_\_\_\_  
Toni Lee, Minutes Clerk

\_\_\_\_\_  
Date

I hereby certify that these minutes were duly approved by the Board of Corrections on February 25, 2026, in which a quorum was present and voting.

\_\_\_\_\_

Joseph Brantley, Secretary  
Board of Corrections

# Howard McLeod Correctional Center



The **Howard McLeod Correctional Center (HMCC)** is a minimum-security, male facility located 30 miles southeast of Atoka. The facility houses more than 650 inmates, and its property spans across approximately 5,300 acres. ODOC Agri-Services division uses the land to produce cattle, hay, pecans, small grains, and firewood.



## Education



Many inmates lack education, a key component in avoiding re-incarceration. HMCC offers literacy courses as well as Pre-High School Equivalency and High School Equivalency diplomas. College courses, which are not provided with state funding, are available to inmates who can afford them or those who have alternative funding or scholarships.



## CareerTech

HMCC inmates can get technical training through a CareerTech Skills Center, which trains them for workforce reentry after release. CareerTech also helps inmates find skill-related employment after release. Courses include Precision Machining, Transportation Distribution & Logistics for Warehouses, and Welding.



## Criminal Thinking

HMCC offers Thinking for a Change, Alcoholics Anonymous (AA), Narcotics Anonymous (NA), Ideas for Better Communications, Unlock Your

Thinking, Open Your Mind, Building Your Social Network, and Victims Impact programs to address thinking, judgment errors, and relationships linked with criminal thinking and behavior.



**HMCC was built in 1962 by inmates from nearby Mack Alford Correctional Center (then Stringtown Correctional Center). The facility is named after Howard C. McLeod, a former warden at Oklahoma State Penitentiary known for his interest in providing inmates meaningful work opportunities. The prison is also known in the state paleontology community, as 14 dinosaur skeletons have been found on its grounds.**

HMCC utilizes a multitude of programming resources to effectively change behavior. By providing educational opportunities, technical training skills through our CareerTech Program, and cognitive behavior instruction for our inmates, we create an environment conducive to positive change. Positive role modeling and relationship development allows us to expose inmates to a pro-social atmosphere, which is needed to initiate a seamless transition back into society.



Oklahoma Department of Corrections  
4345 North Lincoln Blvd.  
Oklahoma City, OK 73111-4298  
(405) 425-2500 • oklahoma.gov/doc

Howard McLeod Correctional Center  
19603 E. Whippoorwill Lane  
Atoka, OK 74525-8415  
(580) 889-6651

Published by the office of Public Relations  
August 2025

# Women's Risk Needs Assessment

## Introduction

The Women's Risk Needs Assessment (WRNA) is a validated, gender-responsive, trauma-informed measurement tool designed to accurately assess women's criminogenic risks as well as their strengths. Developed specifically for women, the WRNA provides a comprehensive evaluation across 19 scales, offering a far more precise understanding of the needs and protective factors present in the female population.

Implementing the WRNA will allow us to identify actual needs and apply the most effective case management practices—strengthening both our agency and the outcomes of the women in our custody. We will begin implementation this summer, with full integration at both female facilities expected by February 2027. The National Institute of Corrections (NIC) has awarded us a grant to train end users in this tool, ensuring a strong foundation for statewide adoption.

The men's version of this assessment (MRNA) is still undergoing validation. Once complete, we plan to implement it as well. Our work with the WRNA will provide the groundwork, experience, and infrastructure needed to make the transition to the MRNA smooth and effective.

## Strengths of the WRNA:

Currently, the Oklahoma Department of Corrections administers the LSI-R at the Assessment and Reception Centers (LARC and MBARC) and at intake for supervision (P&P). However, the LSI-R is not gender-specific, and these assessments are not consistently used to guide institutional programming, reentry preparation, or progress measurement.

The WRNA addresses these gaps by offering three tailored assessment tools:

- **Institution (Intake)**
- **Pre-Release**
- **Supervision (P&P)**

This structure allows us to track individual growth over time and align programming with the most relevant needs at each stage of incarceration and supervision. With the WRNA, we will be able to:

- Measure progress in programs, curricula, and facilitator effectiveness
- Identify which interventions are working—and which require modification
- Support data-driven decisions about curricula upgrades, facilitator training, and resource allocation
- Strengthen support for staff, volunteers, and the incarcerated population
- Build a more responsive, evidence-based programming environment

Ultimately, the WRNA equips us with real-time, actionable data that enhances both individual outcomes and system-wide quality.

## **Conclusion**

This transition is not a quick fix - it is a meaningful step toward better assessing risk, identifying strengths, and improving outcomes. The Programs Unit has always prioritized offering high-quality programs that reduce recidivism. The WRNA strengthens that mission by giving us a clearer framework for identifying criminogenic needs, recognizing strengths, and measuring the effectiveness of our curricula and facilitators.

Our team is currently reviewing policies and practices related to assessment, evaluating existing programs for alignment with upcoming risk-need outcomes, and determining what additional curricula will be required. We are also planning statewide trauma-informed training and reviewing case management practices to ensure they align with this new model.

This change positions our agency to become more focused on case management, more responsive, and more effective. The WRNA is not just a new tool—it is a foundation for holistic, data-driven, person-centered correctional practice.

# Resolution

## Oklahoma Board of Corrections



**WHEREAS**, May 3-9, 2026, is recognized as Public Service Recognition Week; and

**WHEREAS**, the Oklahoma Department of Corrections has over 3,600 employees who dedicate themselves to providing countless hours of essential services to the citizens of the state of Oklahoma; and

**WHEREAS**, these employees provide these services with the highest degree of professionalism, proficiency, honor, and dedication and are committed to fulfilling the Department of Corrections mission of “Building a stronger Oklahoma by transforming lives in a safe, rehabilitative, and compassionate environment.” 24 hours a day, 365 days a year; and

**WHEREAS**, this dedication and commitment to serve and the value of the services provided is worthy of the highest form of recognition and commendation; therefore, be it

**BE IT THEREFORE RESOLVED**, that the Oklahoma Board of Corrections does hereby announce and proclaim to all, its recognition of the employees of the Oklahoma Department of Corrections for the essential services they perform on a daily basis.

**ADOPTED** this twenty-third day of March in the year 2026.

---

Stephan Moore  
Chairman

---

Justin Farris  
Director

**We Change Lives!**



**OKLAHOMA  
Corrections**

# Resolution

## Oklahoma Board of Corrections



**WHEREAS**, May 3-9, 2026, is recognized as National Correctional Officers Week; and

**WHEREAS**, the Oklahoma Department of Corrections has correctional officers who dedicate themselves to providing countless hours of essential services to the citizens of the state of Oklahoma; and

**WHEREAS**, these officers and employees provide these services with the highest degree of professionalism, proficiency, honor, and dedication and are committed to fulfilling the mission of “Building a stronger Oklahoma by transforming lives in a safe, rehabilitative, and compassionate environment.” 24 hours a day, 365 days a year; and

**WHEREAS**, this dedication and commitment to serve and change lives and the value of the services provided is worthy of the highest form of recognition and commendation; and

**BE IT THEREFORE RESOLVED**, that the Oklahoma Board of Corrections does hereby announce and proclaim to all, its recognition of the correctional officers and employees of the Oklahoma Department of Corrections for the essential services they perform on a daily basis.

**ADOPTED** this twenty-third day of March in the year 2026.

---

Stephan Moore  
Chairman

---

Justin Farris  
Director

**We Change Lives!**



**OKLAHOMA  
Corrections**

# Resolution

## Oklahoma Board of Corrections



**WHEREAS**, National Nurses Week is celebrated annually from May 6, also known as National Nurses Day, through May 12, the birthday of Florence Nightingale, the founder of modern nursing; and

**WHEREAS**, the Oklahoma Department of Corrections employs 65 registered nurses, 85 licensed practical nurses, and 22 nurse managers across the state who work diligently, 365 days per year to provide nursing services to our inmates; and

**WHEREAS**, these dedicated staffs are called on to provide nursing care to an underserved and challenging population, and respond to that vocation unselfishly; and

**WHEREAS**, the quality services provided by nurses continue to be a critical component of the Oklahoma Department of Corrections health care delivery system both now and in the future;

**BE IT THEREFORE RESOLVED**, that the Oklahoma Board of Corrections affirms our appreciation for the accomplishments and efforts of our professional nursing staff to improve the lives and health of the offender patients under their care.

**ADOPTED** this twenty-third day of March in the year 2026.

---

Stephan Moore  
Chairman

---

Justin Farris  
Director

**We Change Lives!**



# Resolution

## Oklahoma Board of Corrections



**WHEREAS**, National Teacher Appreciation Week will be celebrated from May 4-8, 2026; and

**WHEREAS**, Tuesday, May 5, 2026, is National Teacher Appreciation Day, a day honoring teachers and recognizing the lasting contributions they make to our lives; and

**WHEREAS**, the Oklahoma Department of Corrections employs 86 certified teachers and administrators across the state who work diligently to ensure that the educational needs of inmates are served; and

**WHEREAS**, these certified, professional staff are called upon to provide educational services to inmates who generally have more challenges and, for the most part, have been unsuccessful in the public school setting; and

**WHEREAS**, the education staff must meet and maintain rigorous standards to remain accredited through the State Department of Education, AdvancEd, and the American Correctional Association; and

**WHEREAS**, completing a high school education is a critical factor in reducing future hurdles to employment; and

**WHEREAS**, inmates who participate in correctional education programs have 43% lower odds of returning to prison than those who do not; and

**WHEREAS**, the Oklahoma Department of Corrections has the highest High School Equivalency pass rate of all the Adult Learning Centers across the State of Oklahoma increasing the State of Oklahoma's overall pass rate for High School Equivalency; therefore be it

**BE IT THEREFORE RESOLVED**, that the Oklahoma Board of Corrections affirms our appreciation for the accomplishments and efforts of our certified education staff to improve the academic achievements, employability, and lives of the inmates under their care.

**ADOPTED** this twenty-third day of March in the year 2026.

---

Stephan Moore  
Chairman

---

Justin Farris  
Director

**We Change Lives!**



**OKLAHOMA  
Corrections**

# Resolution

## Oklahoma Board of Corrections



**WHEREAS**, April 19-25, 2026 is **National Volunteer Week** and provides a most appropriate time to recognize volunteers for demonstrating, on a daily basis, the true spirit of service that makes a difference in the lives of others; and

**WHEREAS**, the Oklahoma Department of Corrections is privileged to have over 3,000 active volunteers, who are changing lives through the inmate activities, programs, and services they provide throughout the agency, across the great state of Oklahoma; and

**WHEREAS**, these volunteers are dedicated to serving as positive role models for the inmate population, leading inmates toward pro-social behavior while incarcerated, supporting inmates in reentry, and providing much needed resources, and

**WHEREAS**, Oklahoma Department of Corrections volunteers are vital partners who help the agency fulfill its mission “To build a stronger Oklahoma by transforming lives in a safe, rehabilitative, and compassionate environment”;

**BE IT THEREFORE RESOLVED**, that the Oklahoma Board of Corrections does hereby announce and proclaim to all its recognition and sincere appreciation of Oklahoma Department of Corrections volunteers and the invaluable services they provide.

**ADOPTED** this twenty-third day of March in the year 2026.

---

Stephan Moore  
Chairman

---

Justin Farris  
Director



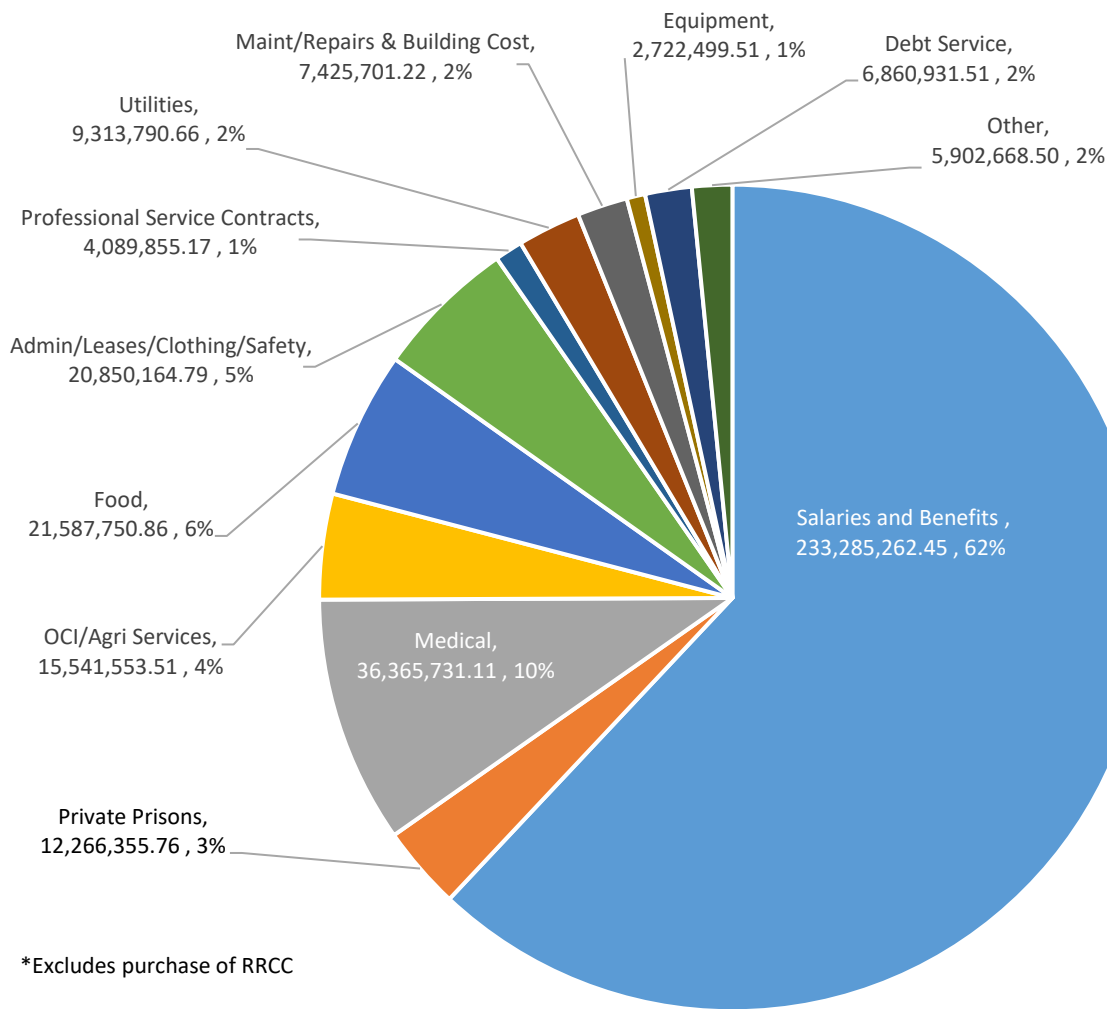
**OKLAHOMA**  
Corrections



# BUDGET UPDATE

as of February 28, 2026

## EXPENDITURES



	Current Budget	Expenditures	Encumbrances	Available Balance
Salaries and Benefits	\$382,754,049	\$233,285,262	\$1,226,941	\$148,241,846
Contract Beds				-
Private Prisons	3,661,689	2,917,917	743,772	-
Halfway House	1,766,600	1,031,470	486,030	249,100
Jail Backup	12,596,447	5,529,163	7,067,284	-
Jail Backup Transp. Reim.	265,000	228,643	36,357	-
ICE	50,000,000	2,559,163	47,440,837	-
Medical Services	57,900,000	34,541,771.41	13,330,592	10,027,636
Hep C Treatment	2,000,000	1,823,959.70	176,040	-
Institutions	80,173,242	50,528,290.36	29,267,885	377,067
Probation and Parole	1,470,129	884,408.91	510,496	75,225
Community Corrections	4,006,115	2,366,594.47	1,593,335	46,185
Inmate Programs	3,765,557	1,274,597.78	2,008,068	482,891
Community Sentencing	1,733,487	722,571.58	967,353	43,562
General Operations	17,223,145	11,592,330.60	5,440,035	190,779
Central Office Operations	2,346,428	1,092,239.19	923,768	330,421
Divisional Operations	7,801,042	1,584,551.77	5,397,631	818,859
IT	21,443,830	8,868,900.65	10,414,255	2,160,675
OCI / Agri-Services	22,578,395	15,380,430.51	6,169,255	1,028,709
<b>Total</b>	<b>\$673,485,155</b>	<b>\$376,212,265</b>	<b>\$133,199,935</b>	<b>\$164,072,955</b>
Purchase of RRCC	312,147,235	312,147,235		
<b>Grand Total</b>	<b>\$985,632,390</b>	<b>\$688,359,500</b>		

## STAFFING LEVELS

	Budget	December	January	February
CO's	1,795	1,420	1,411	1,413
PO's	271	254	252	260
Medical	473	396	397	404
Other	1,897	1,598	1,591	1,572
<b>Total Staff</b>	<b>4,435</b>	<b>3,668</b>	<b>3,651</b>	<b>3,649</b>

## BUDGET BY FUND

Fund Description	Budget	%
19302 / 19601 Special Appropriations / Appropriations	547,359,022	81.25%
19511 Carryover	8,729,629	1.30%
20000 Agency Revolving Funds	60,745,811	9.02%
20500 Inmate Welfare & Rec Funds	9,812,069	1.46%
21000 Community Sentencing	237,500	0.04%
23000 Equitable Sharing Funds	139,900	0.02%
28000 Prison Industries	41,299,406	6.13%
410 & 430 Federal Funds	5,309,052	0.79%
	673,632,389	
22100 Prison Acquisition Appropriations	312,000,000	
	985,632,389	

### STAFFING UPDATES

(in comparison to previous month)

**CO's ↑ 2 / 0.1%**

**PO's ↑ 8 / 3.1%**

**Medical ↑ 7 / 2.7%**

**Other ↓ 19 / 1.2%**

### AGENCY PROJECTS

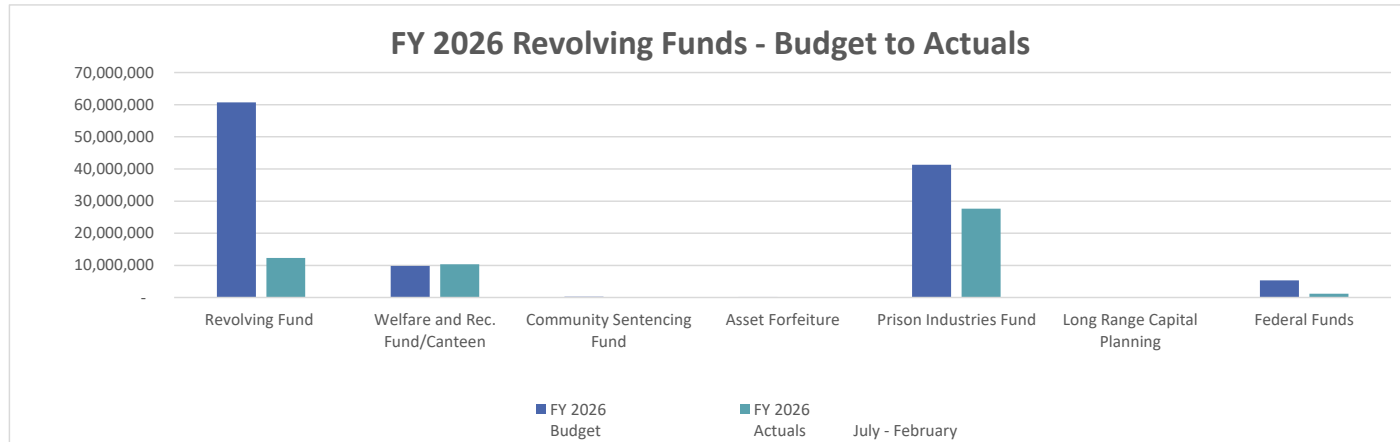
- Scanning
- Canteen
- Pharmacy
- OCAMP
- State Audit
- IPR System
- ICON Court Module

## Three Year Expenditure Comparison

	FY 26 July - Feb	% Change from FY 25	FY 25 July - Feb	% Change from FY 24	FY 24 July - Feb
Salaries and Benefits					
Salaries	142,606,702	4%	137,721,138	0%	137,640,124
Overtime	24,332,866	5%	23,206,448	-4%	24,254,342
Insurance	31,011,370	-1%	31,197,068	4%	29,860,723
Retirement	35,334,324	3%	34,348,885	2%	33,710,033
Contract Beds	-	-100%	10,663	-55%	23,459
Private Prisons	2,917,917	-90%	27,888,156	-25%	37,136,425
Halfway Houses	1,031,470	17%	878,174	7%	819,434
Jail Backup	5,529,163	15%	4,802,706	-7%	5,168,043
Jail Backup Transportation Reim	228,643	42%	161,251	-1%	162,643
ICE-Contract	2,559,163	100%	-	0%	-
Medical Services	34,541,771	11%	31,200,276	6%	29,390,938
Hep C Treatment	1,823,960	-57%	4,193,756	0%	7,412,641
Institutions	50,528,290	9%	46,159,512	11%	41,641,546
Probation and Parole	884,409	-1%	890,856	-6%	945,727
Community Corrections	2,366,594	-2%	2,406,181	8%	2,227,240
Inmate Programs	1,274,598	-18%	1,555,590	-21%	1,974,246
Community Sentencing	722,572	-3%	742,850	-13%	849,441
General Operations	11,592,331	24%	9,376,946	-26%	12,681,624
Central Office Operations	1,092,239	-13%	1,256,097	-22%	1,620,269
Divisional Operations	1,584,552	29%	1,227,006	-72%	4,446,952
IT	7,863,109	4%	7,583,048	11%	6,844,846
Offender Management System	1,005,792	-51%	2,032,709	14%	1,789,440
OCI / Agri-Services	15,380,431	53%	10,056,342	-9%	11,098,854
	<u>376,212,265</u>		<u>378,895,658</u>		<u>391,698,990</u>
Purchase of Red Rock Correctional	<u>312,147,235</u>				
	<u><u>688,359,500</u></u>				

### Three Year Revolving Fund Comparison

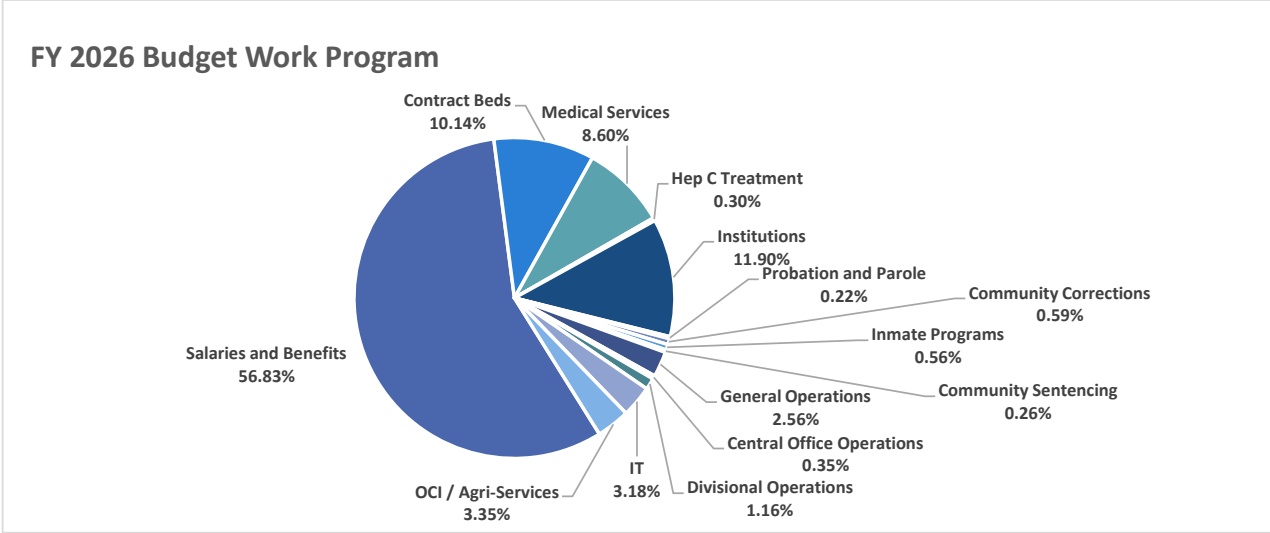
	FY 2026	FY 2026 Budget	FY 2026 Actuals July - February	% Change from FY 25	FY 2025 Actuals July - February	% Change from FY 24	FY 2024 Actuals July - February
200	Revolving Fund	60,745,811	12,336,350	53%	8,057,158	-22%	10,336,185
205	Welfare and Rec. Fund/Canteen	9,812,069	10,369,479	17%	8,837,299	76%	5,012,572
210	Community Sentencing Fund	237,500	48,661	-24%	64,001	-8%	69,629
230	Asset Forfeiture	139,900	9,677	-83%	56,087	0%	44,295
280	Prison Industries Fund	41,299,406	27,671,478	13%	24,583,123	13%	21,718,020
283	Long Range Capital Planning	-	-	0%	-	0%	79,803
410 & 430	Federal Funds	5,309,052	1,168,815	-60%	2,943,871	115%	1,369,760
		<u>117,543,738</u>	<u>51,604,460</u>		<u>44,541,540</u>		<u>38,630,264</u>



### FY 2026 Budget Work Program

	<u>Current Budget</u>	<u>Expenditures</u>	<u>Encumbrances</u>	<u>Available Balance</u>
Salaries and Benefits	382,754,049	233,285,262.00	1,226,941	148,241,846
Contract Beds	68,289,736	12,266,355.76	55,774,280	249,100
Medical Services	57,900,000	34,541,771.41	13,330,592	10,027,636
Hep C Treatment	2,000,000	1,823,959.70	176,040	-
Institutions	80,173,242	50,528,290.36	29,267,885	377,067
Probation and Parole	1,470,129	884,408.91	510,496	75,225
Community Corrections	4,006,115	2,366,594.47	1,593,335	46,185
Inmate Programs	3,765,557	1,274,597.78	2,008,068	482,891
Community Sentencing	1,733,487	722,571.58	967,353	43,562
General Operations	17,223,145	11,592,330.60	5,440,035	190,779
Central Office Operations	2,346,428	1,092,239.19	923,768	330,421
Divisional Operations	7,801,042	1,584,551.77	5,397,631	818,859
IT	21,443,830	8,868,900.65	10,414,255	2,160,675
OCI / Agri-Services	22,578,395	15,380,430.51	6,169,255	1,028,709
<b>Total</b>	<b>673,485,155</b>	<b>376,212,264.69</b>	<b>133,199,935</b>	<b>164,072,955</b>
Purchase of RRCC	<u>312,147,235</u>	<u>312,147,235.00</u>		
<b>Grand Total</b>	<b><u>985,632,390</u></b>	<b><u>688,359,499.69</u></b>		

FY 2026 Budget Work Programs includes all funding sources.



**Oklahoma Department of Corrections**  
 FY 2026 Appropriation as of February 28, 2026

Account Code	Budgeted	Expenditures	Encumbered	Pre-Encumbered	Committed	Balance
11,12,13 Payroll, Insurance, FICA and Retirement	373,191,975.00	227,093,923.85	1,147,928.23	-	228,241,852.08	144,950,122.92
15 Professional Services	28,380,886.00	19,626,070.94	10,035,648.17	280.00	29,661,999.11	(1,281,113.11)
17 Moving Expenses	-	11,179.00	-	-	11,179.00	(11,179.00)
19 Flexible Benefits	335,000.00	223,150.69	145,649.37	-	368,800.06	(33,800.06)
21, 22 Travel	927,712.00	322,339.64	122,581.82	40,800.00	485,721.46	441,990.54
31 Miscellaneous Administrative Expenses	22,253,245.15	14,181,690.98	9,604,698.12	-	23,786,389.10	(1,533,143.95)
32 Rent Expense	23,308,445.00	14,665,928.81	8,852,401.87	-	23,518,330.68	(209,885.68)
33 Maintenance & Repair Expense	10,233,041.00	6,372,777.81	2,655,066.13	1,202,683.16	10,230,527.10	2,513.90
34 Specialized Supplies and Materials	55,154,281.00	34,883,379.32	24,164,915.88	-	59,048,295.20	(3,894,014.20)
35 Production, Safety and Security	2,080,780.00	1,124,403.18	1,181,552.37	-	2,305,955.55	(225,175.55)
36 General Operating Expenses	522,615.00	197,032.95	37,245.46	-	234,278.41	288,336.59
37 Shop Supplies	3,359,868.00	1,650,797.56	1,248,112.50	-	2,898,910.06	460,957.94
41 Property Furniture and Equipment	3,861,034.59	2,382,148.35	357,144.18	207,519.75	2,946,812.28	914,222.31
42 Library Equipment and Resources	400.00	-	-	-	-	400.00
43 Lease Purchase	-	-	-	-	-	-
44 Live Stock – Poultry	-	-	-	-	-	-
45,46,47 Building Construction and Renovation	484,149.91	464,616.00	-	-	464,616.00	19,533.91
48 Bond Payment	9,979,791.00	6,860,931.51	3,893,409.42	-	10,754,340.93	(774,549.93)
49 Inter-Agency Payments	-	-	-	-	-	-
51 Inmate Pay and Health Services	1,506,000.00	1,007,503.23	236,790.05	-	1,244,293.28	261,706.72
52 Scholarships, Tuition and other incentives	1,000.00	178.21	-	-	178.21	821.79
53 Refunds, Indemnities, and Restitution	-	-	-	-	-	-
54 Jail Back Up and others	6,006,157.97	4,674,104.83	1,990,290.30	-	6,664,395.13	(658,237.16)
55,59 Assistance Payments to Agencies	-	-	-	-	-	-
60 Authority Orders	-	-	5,833,728.95	-	5,833,728.95	(5,833,728.95)
61 Loans, Taxes, and other Disbursements	2,270.00	1,661.12	-	-	1,661.12	608.88
62 Transfers – Inmate Medical Payments	14,500,000.00	8,799,031.41	298,969.02	-	9,098,000.43	5,401,999.57
64 Merchandise for Resale	-	-	-	-	-	-
<b>TOTAL</b>	<b>556,088,651.62</b>	<b>344,542,849.39</b>	<b>71,806,131.84</b>	<b>1,451,282.91</b>	<b>417,800,264.14</b>	<b>138,288,387.48</b>
<b>Funding</b>						
19302 GRF Appropriations	90,518,280.00	61,170,832.81	28,301,960.74	280.00	89,473,073.55	1,045,206.45
19511 FY2025 Carry Over	8,729,629.62	8,336,180.92	100,670.97	-	8,436,851.89	292,777.73
19601 GRF Appropriations	456,840,742.00	275,035,835.66	34,001,173.66	87,437.61	309,124,446.93	147,716,295.07
<b>TOTAL</b>	<b>556,088,651.62</b>	<b>344,542,849.39</b>	<b>62,403,805.37</b>	<b>87,717.61</b>	<b>407,034,372.37</b>	<b>149,054,279.25</b>
					Remaining Payroll	<u>144,950,122.92</u>
						4,104,156.33

**Oklahoma Department of Corrections**  
*Statement of Revenues, Expenditures and Changes in Fund Balances*  
*Federal Funding*  
*As of July 1, 2025 through February 28, 2026*

Revenue Code	Revenues	410 Fund	430 Fund	Funds
	Current:			
4541	Refund of Federal Grant	\$ -	\$ 11,491.63	\$ 11,491.63
4551 & 2	Federal Reimbursements	1,056.86	370,990.35	372,047.21
4556	Federal Funds From Other State Agencies	480,595.47	304,680.69	785,276.16
4881	Trans from St Agency - PCard Program Rebate	-	-	-
	<i>Total Revenues</i>	<u>481,652.33</u>	<u>687,162.67</u>	<u>1,168,815.00</u>
Account Code	Expenditures			
	Current:			
11,12,13	Payroll	134,168.38	-	134,168.38
15	Professional Services	-	75,000.00	75,000.00
21, 22	Travel	14,568.37	-	14,568.37
31	Misc. Admin. Expenses	-	-	-
32	Rent	12,275.29	-	12,275.29
33	Maintenance and Repair	10,734.03	-	10,734.03
34	Specialized Supplies and Materials	-	-	-
35	Production, Safety and Security	-	-	-
36	General Operating Expenses	74,265.33	-	74,265.33
37	Shop Expense	-	1,186.20	1,186.20
41	Furniture and Equipment	235,034.41	135,394.21	370,428.62
42	Library Equipment and Resources	-	-	-
43	Lease Purchases	-	-	-
44	Livestock and Poultry	-	-	-
45	Land and Right-of-way	-	-	-
46	Building, Construction and Renovation	-	-	-
48	Debt Service	-	-	-
51	Inmate Pay and Health Services	-	-	-
52	Tuitions, Awards and Incentives	-	-	-
53	Refunds and Restitutions	-	-	-
54	Jail Backup, County Jails and Other	-	342,262.80	342,262.80
55	Payment to Gov. Sub-Division	-	173,288.10	173,288.10
59	Assistance Payments to Agencies	-	-	-
61	Loans, Taxes and Other Disbursements	-	-	-
62	Transfers - Out Sourced Health Care	-	-	-
64	Merchandise for Resale	-	-	-
	<i>Total Expenditures</i>	<u>481,045.81</u>	<u>727,131.31</u>	<u>1,208,177.12</u>
	<i>Excess of Revenues Over</i>			
	<i>(Under) Expenditures</i>	<u>606.52</u>	<u>(39,968.64)</u>	<u>(39,362.12)</u>
	<b>Cash</b>			
	Beginning Cash Balance	264,209.45	587,359.13	851,568.58
	Revenue Received this Year	481,652.33	687,162.67	1,168,815.00
	Expenditures made this Year	(481,045.81)	(727,131.31)	(1,208,177.12)
	Beginning Change in Liabilities	-	-	-
	Transfers	-	-	-
	Adjustments	-	-	-
	<i>Ending Cash Balance</i>	<u>\$ 264,815.97</u>	<u>\$ 547,390.49</u>	<u>\$ 812,206.46</u>

**Oklahoma Department of Corrections**  
*Statement of Revenues, Expenditures and Changes in Fund Balances*  
*Federal Funding*  
*For the Month of February 2026*

Revenue Code	Revenues	410 Fund	430 Fund	Funds
	Current:			
4541	Refund of Federal Grant	\$ -	\$ 11,491.63	\$ 11,491.63
4551 & 2	Federal Reimbursements	-	78,699.61	78,699.61
4556	Federal Funds From Other State Agencies	132,390.09	47,343.69	179,733.78
4881	Trans from Agency - PCard Program Rebate	-	-	-
	<b>Total Revenues</b>	<b>132,390.09</b>	<b>137,534.93</b>	<b>269,925.02</b>
Account Code	Expenditures			
	Current:			
11,12,13	Payroll	12,221.45	-	12,221.45
15	Professional Services	-	-	-
21, 22	Travel	216.00	-	216.00
31	Misc. Admin. Expenses	-	-	-
32	Rent	1,562.68	-	1,562.68
33	Maintenance and Repair	1,346.31	-	1,346.31
34	Specialized Supplies and Materials	-	-	-
35	Production, Safety and Security	-	-	-
36	General Operating Expenses	-	-	-
37	Shop Expense	-	-	-
41	Furniture and Equipment	-	16,389.57	16,389.57
42	Library Equipment and Resources	-	-	-
43	Lease Purchases	-	-	-
44	Livestock and Poultry	-	-	-
45	Land and Right-of-way	-	-	-
46	Building, Construction and Renovation	-	-	-
48	Debt Service	-	-	-
51	Inmate Pay and Health Services	-	-	-
52	Tuitions, Awards and Incentives	-	-	-
53	Refunds and Restitutions	-	-	-
54	Jail Backup, County Jails and Other	-	(2,737.20)	(2,737.20)
55	Payment to Gov. Sub-Division	-	32,110.45	32,110.45
59	Assistance Payments to Agencies	-	-	-
61	Loans, Taxes and Other Disbursements	-	-	-
62	Transfers - Out Sourced Health Care	-	-	-
64	Merchandise for Resale	-	-	-
	<b>Total Expenditures</b>	<b>15,346.44</b>	<b>45,762.82</b>	<b>61,109.26</b>
	<i>Excess of Revenues Over (Under) Expenditures</i>	<u>117,043.65</u>	<u>91,772.11</u>	<u>208,815.76</u>
	<b>Cash</b>			
	Beginning Cash Balance	150,313.20	454,284.88	604,598.08
	Revenue Received this Month	132,390.09	137,534.93	269,925.02
	Expenditures made this Month	(15,346.44)	(45,762.82)	(61,109.26)
	Change in Liabilities	(2,540.88)	1,333.50	(1,207.38)
	Transfers	-	-	-
	Adjustments	-	-	-
	<b>Ending Cash Balance</b>	<b>\$ 264,815.97</b>	<b>\$ 547,390.49</b>	<b>\$ 812,206.46</b>

**Oklahoma Department of Corrections**  
*Statement of Revenues, Expenditures and Changes in Fund Balances*  
*Non-Appropriated Funds*  
*As of July 1, 2025 through February 28, 2026*

		200 Fund	205 Fund	210 Fund	221 Fund	230 Fund	280 Fund	283 Fund	Funds
<b>Revenue Code</b>	<b>Revenues</b>								
	Current:								
428199	Disbursement Fees	\$ 9,166.38	\$ -	\$ -	\$ -	\$ -	\$ -	\$ -	\$ 9,166.38
433107	Sale of Contraband	4,411.05	-	-	-	-	-	-	4,411.05
433199	Other Fines, Forfeits, Penalties (Admin. Fees, Inst. Debts)	156,167.71	-	48,660.99	-	5,792.83	-	-	210,621.53
441105	Interest on Investments	188,171.57	44,697.79	-	-	-	398,035.31	-	630,904.67
443101	Rent from Land & Buildings	14,782.80	-	-	-	-	-	-	14,782.80
443103	Rent from Land & Buildings	-	-	-	-	-	-	-	-
445199	Other Income From Money & Property	-	-	-	-	-	-	-	-
451101	Insurance and Other Reimbursement for Damages	99,431.66	-	-	-	-	-	-	99,431.66
452005	Reimbursement for Administrative Expense (PPWP)	54,930.92	-	-	-	-	-	-	54,930.92
452075	Reimbursement for Administrative Expense	233,712.82	-	-	-	-	25,794.74	-	259,507.56
452117	Reimbursement of Data Processing Fees	-	-	-	-	-	-	-	-
453003	Reimbursement for Travel Expense	-	-	-	-	-	-	-	-
455201	Federal Reimbursements	-	-	-	-	-	-	-	-
455301	Federal Appropriations (ICE Contract)	4,253,607.69	-	-	-	-	-	-	4,253,607.69
456101	Federal Funds Rec'd from Non-Gov. Ag.	-	-	-	-	-	-	-	-
458101	Refunded Money Previously Disbursed - Goods & Services	82,393.76	-	-	-	-	-	-	82,393.76
458105	Reimbursement for Funds Expended (Refunds - Payroll Reim.)	288,459.30	-	-	-	-	-	-	288,459.30
459151	Pharmaceuticals Rebate	-	-	-	-	-	-	-	-
459171	Program Income (Dog Programs)	15.32	-	-	-	-	-	-	15.32
459199	Other Grants, Refunds and Reimbursements (P-card Rebate)	211.61	-	-	-	-	-	-	211.61
471122	Farm Products General	-	-	-	-	-	13,036,772.02	-	13,036,772.02
473105	Charge for Service - (Water Treatment Plant)	27,122.20	-	-	-	-	-	-	27,122.20
473121	Recording Charges	5,750.00	-	-	-	-	-	-	5,750.00
473176	Laboratory and Medical Services	185,555.50	-	-	-	-	-	-	185,555.50
473199	Sale of Service (Laundry, Shoe Shine)	-	-	-	-	-	-	-	-
474105	Sale of Documents (Copies)	1,226.21	-	-	-	-	-	-	1,226.21
474122	Food & Beverage Sales	143,861.30	-	-	-	-	-	-	143,861.30
474124	Canteen and Concession Income	-	10,324,780.92	-	-	-	-	-	10,324,780.92
474131	Sale of Merchandise	-	-	-	-	-	14,093,987.41	-	14,093,987.41
478105	Registration Fees	-	-	-	-	-	-	-	-
479121	Paper & Other Recyclable Materials	-	-	-	-	-	-	-	-
479131	Notification of Confinement - Social Security Admin	93,800.00	-	-	-	-	-	-	93,800.00
481102	Contributions - Patients & Inmates	52,072.90	-	-	-	-	-	-	52,072.90
481121	Probation & Parole Fees, DNA Fees, GPS Fees, Restitution Fees	1,741,835.31	-	-	-	-	-	-	1,741,835.31
481155	Cash Forfeiture - State Judgements	88,883.76	-	-	-	-	-	-	88,883.76
481156	Cash Forfeiture - Federal Judgements	-	-	-	-	3,884.40	-	-	3,884.40
481158	Asset Forfeiture - Federal Judgements	-	-	-	-	-	-	-	-
482101	Deposits by Patients and Offenders (Program Fees - Work Release)	4,600,524.04	-	-	-	-	116,888.38	-	4,717,412.42
483607	Sale of Salvage	10,256.62	-	-	-	-	-	-	10,256.62
483612	Sale of Land and/or Land Improvements	-	-	-	-	-	-	-	-
483612	Funds Transferred from LRCP	-	-	-	-	-	-	-	-
488191	Inter Agency Transfers - Pcard Rebate	-	-	-	-	-	-	-	-
	<b>Total Revenues</b>	<b>12,336,350.43</b>	<b>10,369,478.71</b>	<b>48,660.99</b>	<b>-</b>	<b>9,677.23</b>	<b>27,671,477.86</b>	<b>-</b>	<b>50,435,645.22</b>
<b>Account Code</b>	<b>Expenditures</b>								
	Current:								
11,12,13	Payroll	4,530.91	753,711.61	-	-	-	5,884,741.49	-	6,642,984.01
15	Professional Services	2,620,537.20	1,095,852.58	104,042.60	-	-	120,872.90	-	3,941,305.28
21, 22	Travel	22,622.90	-	10,618.10	-	-	25,604.87	-	58,845.87
31	Misc. Admin. Expenses	124,183.10	283,806.02	300.00	-	-	389,178.39	-	797,467.51
32	Rent	65,613.56	14,898.28	-	-	-	226,830.13	-	307,341.97
33	Maintenance and Repair	945,827.06	170,620.87	-	-	-	683,707.97	-	1,800,155.90
34	Specialized Supplies and Materials	280,823.64	110,524.94	-	-	-	279,297.18	-	670,645.76
35	Production, Safety and Security	34,878.43	132.66	-	-	-	258,809.61	-	293,820.70
36	General Operating Expenses	17,422.04	65,100.22	494.05	-	-	21,171.37	-	104,187.68
37	Shop Expense	47,521.36	8,974.01	-	-	-	575,509.21	-	632,004.58
41	Furniture and Equipment	73,352.65	102,245.72	-	-	-	1,459,569.44	-	1,635,167.81
42	Library Equipment and Resources	-	(97.80)	-	-	-	-	-	(97.80)
43	Lease Purchases	-	-	-	-	-	-	-	-
44	Livestock and Poultry	-	-	-	-	-	-	-	-
45	Land and Right-of-way	-	-	-	-	-	-	-	-
46, 47	Building, Construction and Renovation	7,335.09	-	-	312,000,000.00	139,900.00	15,918.78	-	312,163,153.87
48	Debt Service	-	-	-	-	-	-	-	-
51	Inmate Pay and Health Services	-	3,242,689.64	-	-	-	752,201.03	-	3,994,890.67
52	Tuitions, Awards and Incentives	-	530.00	-	-	-	-	-	530.00
53	Refunds and Restitutions	-	-	-	-	-	-	-	-
54	Jail Backup, County Jails and Other	1,052,558.64	-	-	-	-	1,237,901.00	-	2,290,459.64
55	Payment to Gov. Sub-Division	-	-	-	-	-	-	-	-
59	Assistance Payments to Agencies	-	-	-	-	-	-	-	-
61	Loans, Taxes and other Disbursements	833.10	-	-	-	-	-	-	833.10
62	Transfers - Out Sourced Health Care	96,568.50	-	-	-	-	-	-	96,568.50
64	Merchandise for Resale	-	-	-	-	-	15,401,681.91	-	15,401,681.91
	<b>Total Expenditures</b>	<b>5,394,608.18</b>	<b>5,848,988.75</b>	<b>115,454.75</b>	<b>312,000,000.00</b>	<b>139,900.00</b>	<b>27,332,995.28</b>	<b>-</b>	<b>350,831,946.96</b>
	<i>Excess of Revenues Over (Under) Expenditures</i>	<i>6,941,742.25</i>	<i>4,520,489.96</i>	<i>(66,793.76)</i>	<i>(312,000,000.00)</i>	<i>(130,222.77)</i>	<i>338,482.58</i>	<i>-</i>	<i>(300,396,301.74)</i>
	<b>Cash</b>								
	Beginning Cash Balance	6,343,060.18	1,323,528.70	1,093,280.64	-	139,900.01	16,325,188.89	62,078.68	25,287,037.10
	Revenue Received this Year	12,336,350.43	10,369,478.71	48,660.99	312,000,000.00	9,677.23	27,671,477.86	-	362,435,645.22
	Expenditures made this Year	(5,394,608.18)	(5,848,988.75)	(115,454.75)	(312,000,000.00)	(139,900.00)	(27,332,995.28)	-	(350,831,946.96)
	Beginning Change in Liabilities	(238.00)	-	-	-	-	-	-	(238.00)
	Transfers	-	-	-	-	-	-	-	-
	Adjustments (Payroll Withholdings)	(3,959.74)	-	-	-	-	-	-	(3,959.74)
	<b>Ending Cash Balance</b>	<b>\$ 13,280,604.69</b>	<b>\$ 5,844,018.66</b>	<b>\$ 1,026,486.88</b>	<b>\$ -</b>	<b>\$ 9,677.24</b>	<b>\$ 16,663,671.47</b>	<b>\$ 62,078.68</b>	<b>\$ 36,886,537.62</b>

**Oklahoma Department of Corrections**  
*Statement of Revenues, Expenditures and Changes in Fund Balances*  
 Non- Appropriated Funds  
 For the Month of February 2026

Revenue Code	Revenues	200 Fund	205 Fund	210 Fund	221 Fund	230 Fund	280 Fund	283 Fund	Funds
428199	Disbursement Fees	\$ 1,333.44	\$ -	\$ -	\$ -	\$ -	\$ -	\$ -	\$ 1,333.44
433107	Sale of Contraband	-	-	-	-	-	-	-	-
433147	Bank Charge Back / Returned Check Fee	-	-	-	-	-	-	-	-
433199	Other Fines, Forfeits, Penalties (Admin. Fees, Inst. Debts)	12,242.96	-	5,504.08	-	-	-	-	17,747.04
441105	Interest on Investments	28,885.01	12,566.81	-	-	-	50,873.85	-	92,325.67
443101	Rent from Land & Buildings	1,519.85	-	-	-	-	-	-	1,519.85
443103	Rent from Land & Buildings	-	-	-	-	-	-	-	-
445199	Other Income From Money & Property	-	-	-	-	-	-	-	-
451101	Insurance and Other Reimbursement for Damages	1,050.00	-	-	-	-	-	-	1,050.00
452005	Reimbursement for Administrative Expense (PPWP)	6,265.00	-	-	-	-	-	-	6,265.00
452075	Reimbursement for Administrative Expense	-	-	-	-	-	-	-	-
452117	Reimbursement of Data Processing Fees	-	-	-	-	-	-	-	-
453003	Reimbursement for Travel Expense	-	-	-	-	-	-	-	-
455201	Federal Reimbursements	-	-	-	-	-	-	-	-
455301	Federal Appropriations (ICE Contract)	2,186,941.02	-	-	-	-	-	-	2,186,941.02
456101	Federal Funds Rec'd from Non-Gov. Ag.	-	-	-	-	-	-	-	-
458101	Refunded Money Previously Disbursed - Goods & Services	1,634.67	-	-	-	-	-	-	1,634.67
458105	Reimbursement for Funds Expended (Refunds - Payroll Reim.)	-	-	-	-	-	-	-	-
459151	Pharmaceuticals Rebate	-	-	-	-	-	-	-	-
459171	Program Income (Dog Programs)	-	-	-	-	-	-	-	-
459199	Other Grants, Refunds and Reimbursements (P-card Rebate)	-	-	-	-	-	-	-	-
471122	Farm Products General	-	-	-	-	-	1,595,123.35	-	1,595,123.35
473105	Charge for Service - (Water Treatment Plant)	40.00	-	-	-	-	-	-	40.00
473121	Recording Charges	-	-	-	-	-	-	-	-
473176	Laboratory and Medical Services	18,695.15	-	-	-	-	-	-	18,695.15
473199	Sale of Service (Laundry)	-	-	-	-	-	-	-	-
474105	Sale of Documents (Copies)	110.00	-	-	-	-	-	-	110.00
474122	Food & Beverage Sales	1,916.89	-	-	-	-	-	-	1,916.89
474124	Canteen and Concession Income	-	1,313,604.78	-	-	-	-	-	1,313,604.78
474131	Sale of Merchandise	-	-	-	-	-	2,293,364.64	-	2,293,364.64
478105	Registration Fees	-	-	-	-	-	-	-	-
479121	Paper & Other Recyclable Materials	-	-	-	-	-	-	-	-
479131	Notification of Confinement - Social Security Admin	15,400.00	-	-	-	-	-	-	15,400.00
481102	Contributions - Patients & Inmates	12,042.70	-	-	-	-	-	-	12,042.70
481121	Probation & Parole Fees, DNA Fees, GPS Fees, Restitution Fees	218,841.10	-	-	-	-	-	-	218,841.10
481155	Cash Forfeiture - State Judgements	2,264.00	-	-	-	-	-	-	2,264.00
481156	Cash Forfeiture - Federal Judgements	-	-	-	-	-	-	-	-
481158	Asset Forfeiture - Federal Judgements	-	-	-	-	-	-	-	-
482101	Deposits by Patients and Offenders (Program Fees - Work Release)	486,165.54	-	-	-	-	8,040.40	-	494,205.94
483607	Sale of Salvage	554.71	-	-	-	-	-	-	554.71
483612	Sale of Land and/or Land Improvements	-	-	-	-	-	-	-	-
483612	Funds Transferred from LRCPC	-	-	-	-	-	-	-	-
488191	Inter Agency Transfers - Pcard Rebate	-	-	-	-	-	-	-	-
	<b>Total Revenues</b>	<b>2,995,902.04</b>	<b>1,326,171.59</b>	<b>5,504.08</b>	<b>-</b>	<b>-</b>	<b>3,947,402.24</b>	<b>-</b>	<b>8,274,979.95</b>
Account Code	<b>Expenditures</b>								
11,12,13	Payroll	-	-	-	-	-	687,194.19	-	687,194.19
15	Professional Services	1,484,276.50	67,423.72	15,728.26	-	-	2,447.39	-	1,569,875.87
21, 22	Travel	-	-	256.00	-	-	1,958.00	-	2,214.00
31	Misc. Admin. Expenses	2,750.00	60,804.12	-	-	-	54,079.49	-	117,633.61
32	Rent	1,741.15	171.24	-	-	-	9,603.24	-	11,515.63
33	Maintenance and Repair	19,860.29	13,281.33	-	-	-	43,807.47	-	76,949.09
34	Specialized Supplies and Materials	14,968.87	821.60	-	-	-	24,969.24	-	40,759.71
35	Production, Safety and Security	-	-	-	-	-	15,657.24	-	15,657.24
36	General Operating Expenses	328.85	22,240.10	42.15	-	-	2,209.94	-	24,821.04
37	Shop Expense	200.45	-	-	-	-	39,089.07	-	39,289.52
41	Furniture and Equipment	-	4,537.35	-	-	-	11,580.57	-	16,117.92
42	Library Equipment and Resources	-	-	-	-	-	-	-	-
43	Lease Purchases	-	-	-	-	-	-	-	-
44	Livestock and Poultry	-	-	-	-	-	-	-	-
45	Land and Right-of-way	-	-	-	-	-	-	-	-
46, 47	Building, Construction and Renovation	-	-	-	-	-	4,116.41	-	4,116.41
48	Debt Service	-	-	-	-	-	-	-	-
51	Inmate Pay and Health Services	-	374,811.16	-	-	-	126,926.52	-	501,737.68
52	Tuitions, Awards and Incentives	-	-	-	-	-	-	-	-
53	Refunds and Restitutions	-	-	-	-	-	-	-	-
54	Jail Backup, County Jails and Other	17,668.20	-	-	-	-	-	-	17,668.20
55	Payment to Gov. Sub-Division	-	-	-	-	-	-	-	-
59	Assistance Payments to Agencies	-	-	-	-	-	-	-	-
61	Loans, Taxes and other Disbursements	-	-	-	-	-	-	-	-
62	Transfers - Out Sourced Health Care	3,947.35	-	-	-	-	-	-	3,947.35
64	Merchandise for Resale	-	-	-	-	-	2,029,528.56	-	2,029,528.56
	<b>Total Expenditures</b>	<b>1,545,741.66</b>	<b>544,090.62</b>	<b>16,026.41</b>	<b>-</b>	<b>-</b>	<b>3,053,167.33</b>	<b>-</b>	<b>5,159,026.02</b>
	<i>Excess of Revenues Over (Under) Expenditures</i>	<i>(1,545,741.66)</i>	<i>(544,090.62)</i>	<i>(16,026.41)</i>	<i>-</i>	<i>-</i>	<i>(3,053,167.33)</i>	<i>-</i>	<i>(5,159,026.02)</i>
	<b>Cash</b>								
	Beginning Cash Balance	11,701,936.27	5,084,308.06	1,037,009.21	-	9,677.25	16,147,657.05	62,078.68	34,042,666.52
	Revenue Received this Month	2,995,902.04	1,326,171.59	5,504.08	-	-	3,947,402.24	-	8,274,979.95
	Expenditures made this Month	(1,545,741.66)	(544,090.62)	(16,026.41)	-	-	(3,053,167.33)	-	(5,159,026.02)
	Beginning Change in Liabilities	128,508.04	(22,370.37)	-	-	(0.01)	(378,220.49)	-	(272,082.83)
	Transfers (Cares Act Funding & OMS/IKON Funding)	-	-	-	-	-	-	-	-
	Adjustments (Payroll Withholdings)	-	-	-	-	-	-	-	-
	<b>Ending Cash Balance</b>	<b>\$ 13,280,604.69</b>	<b>\$ 5,844,018.66</b>	<b>\$ 1,026,486.88</b>	<b>\$ -</b>	<b>\$ 9,677.24</b>	<b>\$ 16,663,671.47</b>	<b>\$ 62,078.68</b>	<b>\$ 36,886,537.62</b>

### Legislative Initiatives 2026

No.	Bill #	Bill Description		
1.	SB 1213- Senator Rader/ Harris	Earned Credits	SB 1213 strikes the requirement for an inmate to be incarcerated for a certain amount of time before earning credit for time served. The measure also specifies that inmates sentenced to serve time in the Department of Correction's custody shall earn 1.47 credits per day for each day incarcerated in a county jail beginning on the date of the judgment and sentence.	Anticipating a floor hearing.
2.	HB 2951- Hardin/Woods	Title 57 Clean Up Language	Title 57 clean up language. Making sure all our facility names are mentioned.	Engrossed to The Senate

Incarcerates	Females	Males	Total
State Facilities	2,287	19,587	21,874
Halfway Houses	0	118	118
Out Count	25	200	225
County Jail Transfers Pending	63	1,147	1,210
<b>Grand Total</b>	<b>2,375</b>	<b>21,052</b>	<b>23,427</b>

Community Offenders	Females	Males	Total
Probation Supervision	3,454	13,584	17,038
Parole Supervision	583	2,266	2,849
Community Sentencing	519	1,349	1,868
GPS	44	86	130
<b>Grand Total</b>	<b>4,600</b>	<b>17,285</b>	<b>21,885</b>

### Inmates Earned Credit Level

Level	Change	Total	Percentage
1	↑ 2%	3,360	14%
2	↑ 1%	3,020	13%
3	↑ 1%	2,754	12%
4	↓ 1%	14,253	61%

**Board of Corrections – Population Analysis**  
 **As of February 28, 2026**

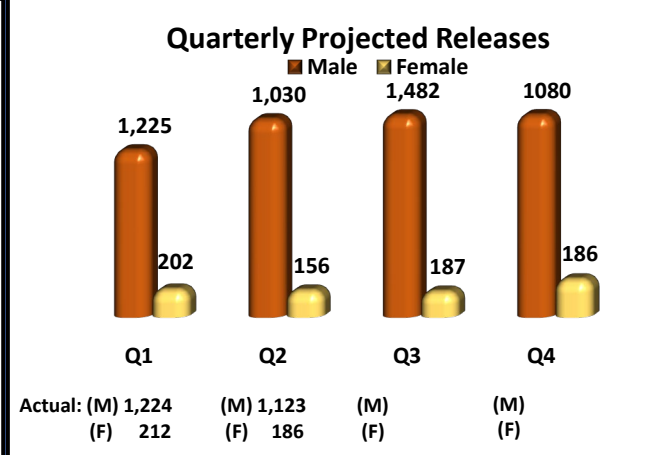
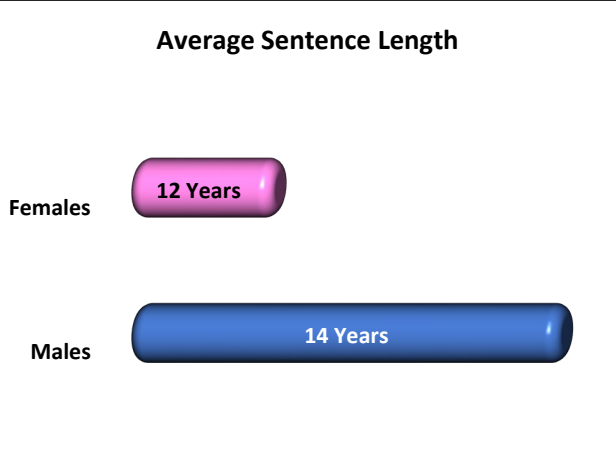
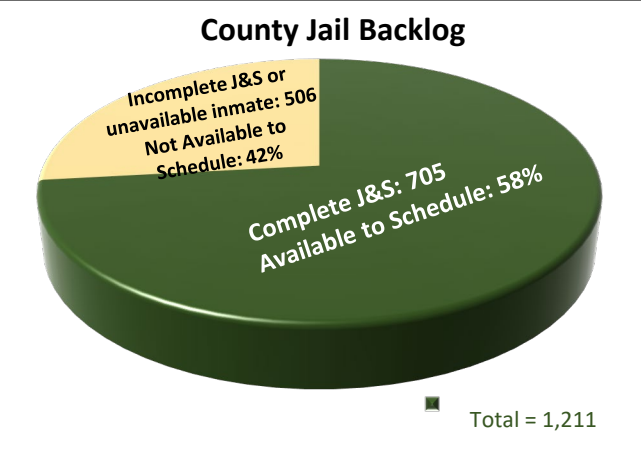
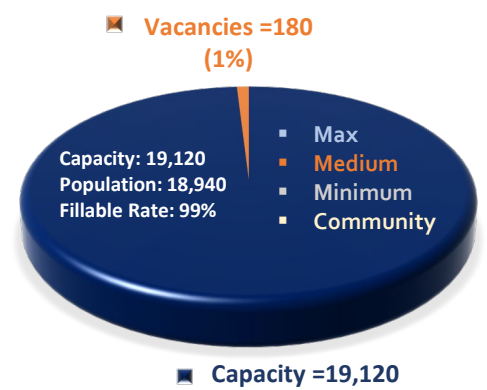
Total System Population	Females	Males	Total
Current Population	6,975	38,337	45,312
Population Last Year	7,321	38,640	45,961
Change	(-346)	(-303)	(-649)

### Death Row Inmates Youthful Offenders

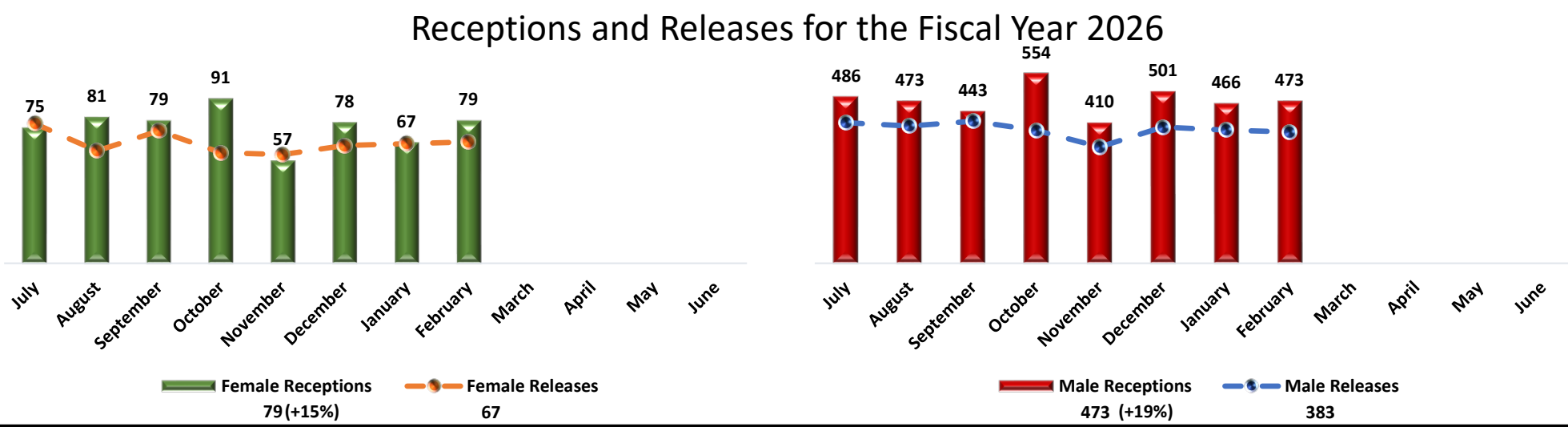
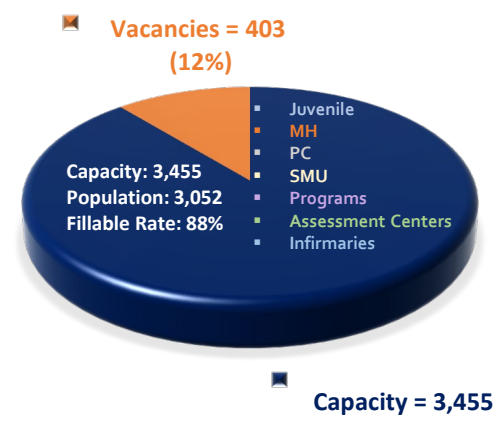
Male	26	Male	15
Female	1	Female	2

## Agency Vacancies 27

### General Population



### Designated Population



### Total Bed Capacity Adjustment-March 2026

#### Statutory Requirement

As required by Title 57 Oklahoma Statute 57-571 the Board of Corrections certifies the capacity of the Oklahoma Department of Corrections.

“Capacity” means the actual available bed space subject to applicable federal state laws and the rules and regulations promulgated under such laws.

Increase the capacity of the following minimum-security facilities or units.

Location	Current Bed Capacity	Proposed Bed Additions	Proposed Bed Capacity
HMCC	691	26	717
OSR	1,026	16	1,042
BJCC	601	8	609
JCCC	1,176	16	1,192
DCCC	1,216	10	1,226
MACC	805	14	819
LARC	947	4	951
JEHCC	730	24	754
JBCC	453	18	471
JDCC	960	22	982
JLCC	836	40	876
<b>Totals</b>	<b>9,441</b>	<b>198</b>	<b>9,639</b>

The current capacity in the overall system is 22,535. The increase in each individual facility will result in an overall system increase of 198 minimum security beds and a system capacity of 22,733.