


nForm DEQ Electronic Application Submittal Tool

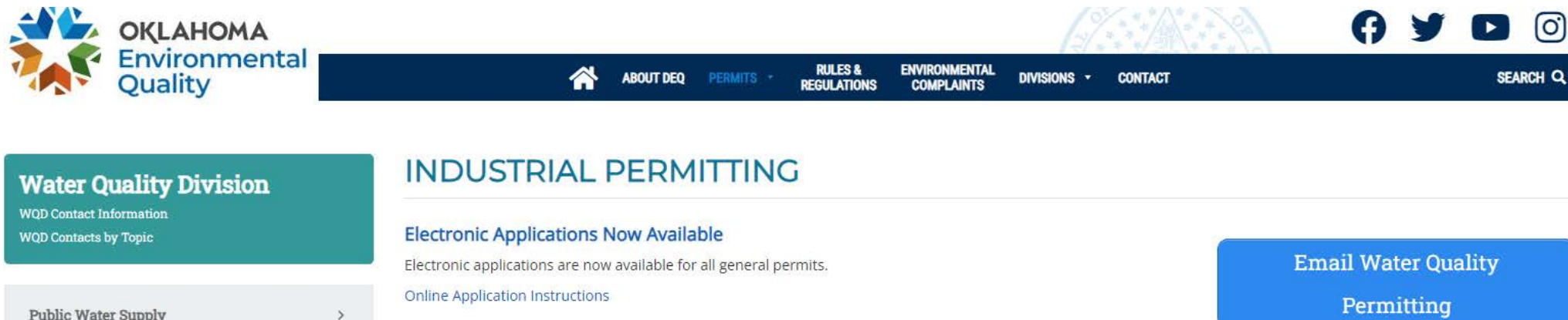
<https://apps.deq.ok.gov/nviro/nform>



Accessing nForm

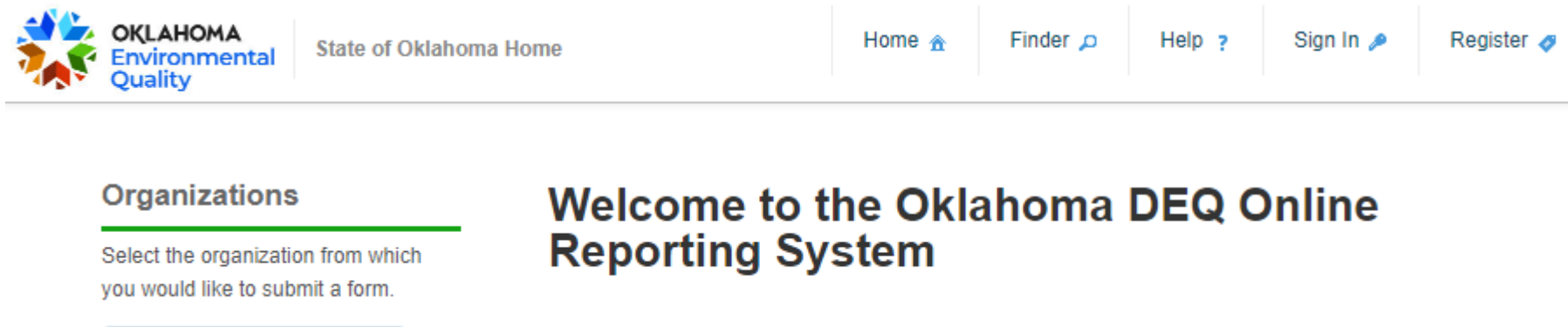
nForm can be accessed through this link: <https://apps.deq.ok.gov/nviro/nform>

Or from the DEQ website by clicking on Electronic Applications at <https://www.deq.ok.gov/water-quality-division/wastewater-stormwater/industrial-permitting/>.



Registration

Click “Register” to create a new account.



Provide the required information and create a password. You will receive an email with a confirmation link and a confirmation code. Use either the link or the code to confirm your account.

Completing Your Profile

When you sign in, you'll be prompted to complete your profile. **If you will be signing forms electronically, you will need to do this.** If you will only be preparing forms, then you can skip this step.

DEQ Home - Oklahoma Departm... x Oklahoma Department of Enviro... x ODEQ nFORM - Oklahoma DEQ... x +

testapps.deq.ok.gov/nviro/nform/app/#/completing-registration?returnUrl=https%2F%2Ftestapps.deq.ok.gov%2Fenviro%2Fnform%2F%3FfirstTimeLoginDialog%3Dtrue

Home nForm System - Okl... ers Oracle | PeopleSoft...

DEQ O K L A H O M A DEPARTMENT OF ENVIRONMENTAL QUALITY Oklahoma DEQ Home Home Finder My Submissions Help Rocky Lee Sign Out

COMPLETING REGISTRATION

Complete your Profile (optional)

Including your address on your profile can help save time when submitting forms that require a signature, or help Oklahoma DEQ resolve issues with incomplete form data.

Address Information

Address Line 1

Address Line 2

City State/Area Postal Code

Country

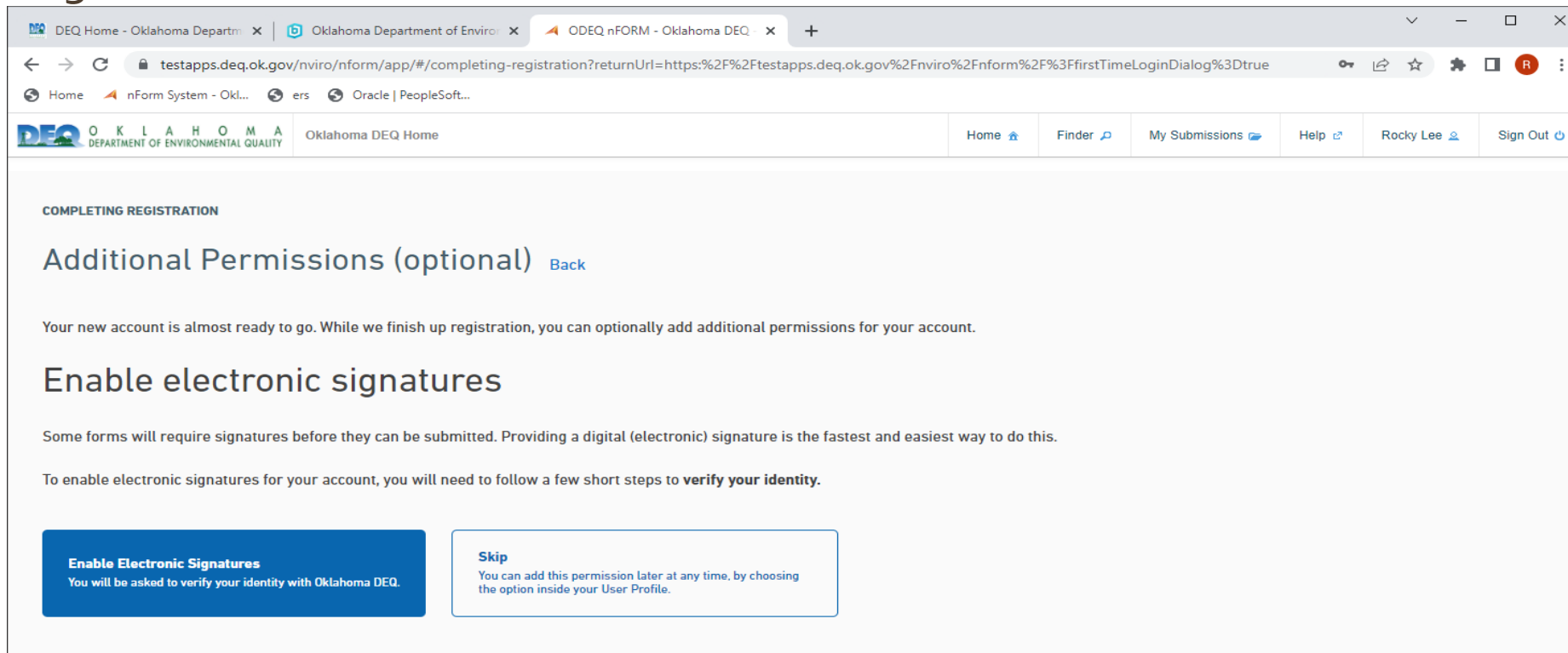
United States

Update Address
Your address will be stored in your User Profile.

Skip
You can add this information at any time in your User Profile.

Completing Your Profile

Provide address information. On the next screen, choose “Enable Electronic Signatures”



The screenshot shows a web browser window with the URL `testapps.deq.ok.gov/nviro/nform/app/#/completing-registration?returnUrl=https:%2F%2Ftestapps.deq.ok.gov%2Fnviro%2Fnform%2F%3FfirstTimeLoginDialog%3Dtrue`. The page title is "COMPLETING REGISTRATION". The main heading is "Additional Permissions (optional)" with a "Back" link. Below this, a message states: "Your new account is almost ready to go. While we finish up registration, you can optionally add additional permissions for your account." The section is titled "Enable electronic signatures". A message explains: "Some forms will require signatures before they can be submitted. Providing a digital (electronic) signature is the fastest and easiest way to do this. To enable electronic signatures for your account, you will need to follow a few short steps to **verify your identity**." At the bottom, there are two buttons: a blue "Enable Electronic Signatures" button with the text "You will be asked to verify your identity with Oklahoma DEQ." and a white "Skip" button with the text "You can add this permission later at any time, by choosing the option inside your User Profile."

COMPLETING REGISTRATION

Additional Permissions (optional) [Back](#)

Your new account is almost ready to go. While we finish up registration, you can optionally add additional permissions for your account.

Enable electronic signatures

Some forms will require signatures before they can be submitted. Providing a digital (electronic) signature is the fastest and easiest way to do this.

To enable electronic signatures for your account, you will need to follow a few short steps to **verify your identity**.

Enable Electronic Signatures
You will be asked to verify your identity with Oklahoma DEQ.

Skip
You can add this permission later at any time, by choosing the option inside your User Profile.

Completing Your Profile

Create all five challenge questions and answers. **Once you've saved your answers, they cannot be changed without contacting DEQ.**

Once you have created your challenge questions and answers, choose "Use Digital Authentication Service."

If the system is unable to verify you, you will need to use the mail-in form.

ENABLE ELECTRONIC SIGNATURES

Choose Identity Verification Method

To be able to digitally sign form submissions, you must verify with Oklahoma DEQ that your identity matches the information you provided during registration.

Choose one of the following methods to verify your identity with Oklahoma DEQ:

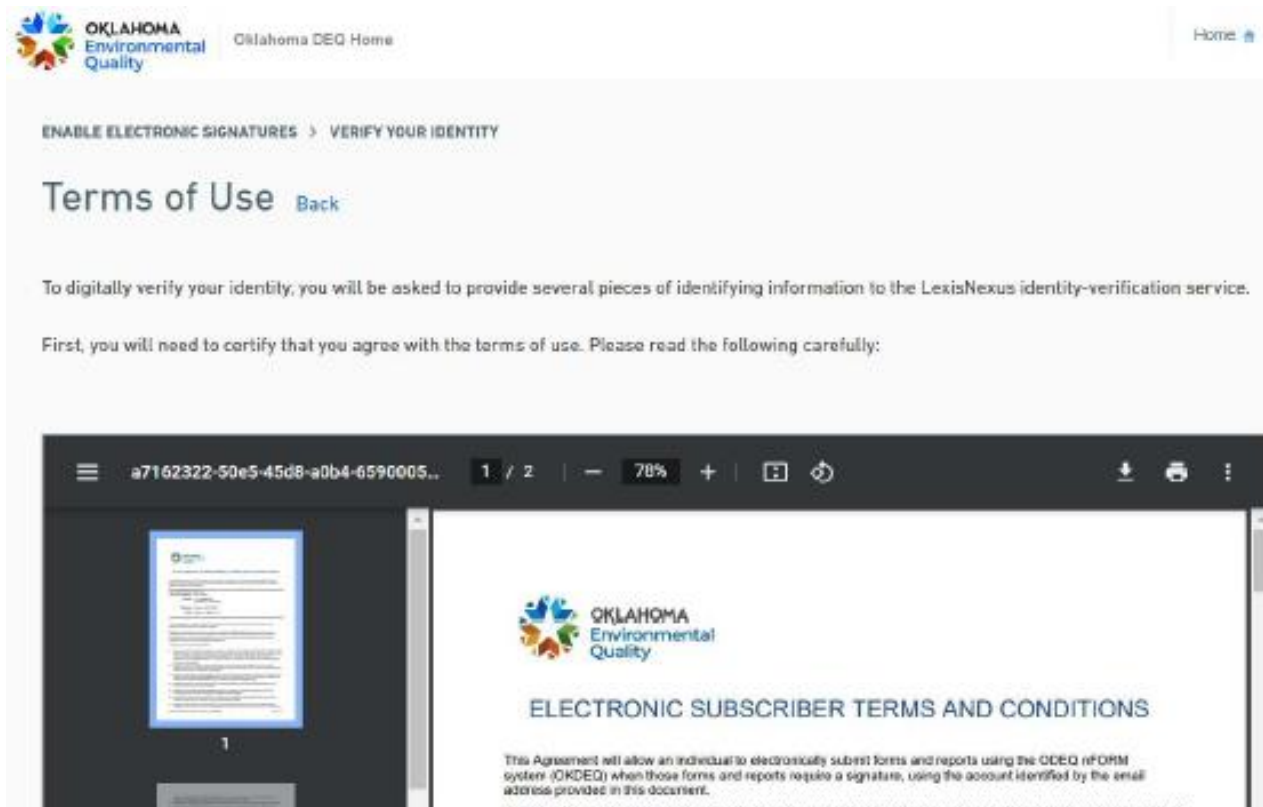
Use Digital Authentication Service (recommended)

Download Mail-in Form

[Skip identity verification](#)

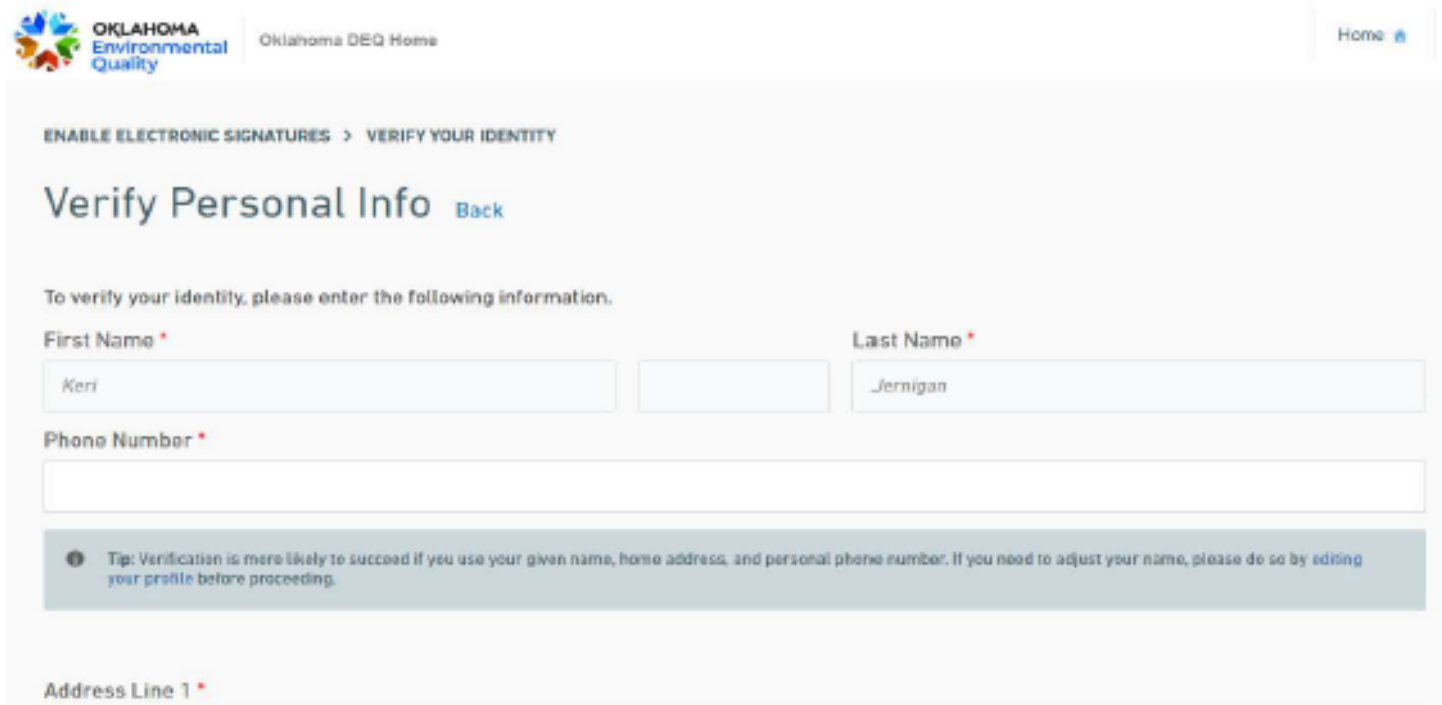
Completing Your Profile

Read the Electronic Subscriber Terms and Conditions carefully (a copy can be saved for your records) and click Continue.



Completing Your Profile

Your identity will be verified through the LexisNexus Service. Make sure you are using your legal name. If it is unable to verify you on the first attempt, you may need to use a previous address or phone number.



The screenshot shows the Oklahoma Environmental Quality website. The header includes the logo and 'Oklahoma Environmental Quality', a link to 'Oklahoma DEQ Home', and a 'Home' button. The main content area is titled 'ENABLE ELECTRONIC SIGNATURES > VERIFY YOUR IDENTITY'. Below this is a section 'Verify Personal Info' with a 'Back' link. A message states: 'To verify your identity, please enter the following information.' The form has three input fields: 'First Name' (containing 'Keri'), 'Last Name' (containing 'Jernigan'), and 'Phone Number' (empty). A tip box below the fields reads: 'Tip: Verification is more likely to succeed if you use your given name, home address, and personal phone number. If you need to adjust your name, please do so by editing your profile before proceeding.' At the bottom, there is an 'Address Line 1' label.

OKLAHOMA
Environmental
Quality

Oklahoma DEQ Home

Home

ENABLE ELECTRONIC SIGNATURES > VERIFY YOUR IDENTITY

Verify Personal Info [Back](#)

To verify your identity, please enter the following information.

First Name *

Last Name *

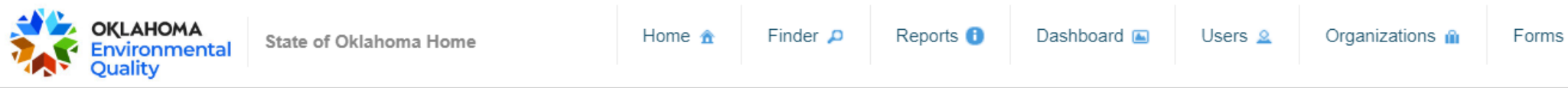
Phone Number *

Tip: Verification is more likely to succeed if you use your given name, home address, and personal phone number. If you need to adjust your name, please do so by editing your profile before proceeding.

Address Line 1 *

Form Submittal

Use the Finder option at the top of the screen to search for forms.



Help

Use this page to identify the forms which may be most appropriate for your needs.

If you know the form you are looking for, enter the name of the form in the Form Search area.

If you are not sure which forms you need, describe the activity you are looking to in the Form Search area and the system will recommend the forms that may be needed.

Once the appropriate forms are identified, click on the name of a form to view the details of that form and to initiate the form submission process.

Organization Browser

To find information specific to an organization, please identify the organization using the Select Organization button below.

Form Search

To search, type in what you are looking for and results will appear automatically.

You can search for:

- Form names
- Keywords
- Description of the activity you need to perform

Matching forms will appear in a list below.

Recommended Forms

Based on your description, the following 1 forms may match your needs.

Form 606-G27: Application for Authorization under General Permit OKG27

Wastewater Discharge for **Hydrostatic** Test Projects under DEQ Jurisdiction

Form Submittal

Choose the desired form. Be sure to read the form instructions prior to beginning form entry.

Form 606-G27: Application for Authorization under General Permit OKG27
VERSION 1.1

INSTRUCTIONS

Form 606-G27 must be completed to apply for an Authorization under the OKG27 General Permit to discharge hydrostatic test wastewater to waters of the State of Oklahoma. If you have questions about any item on the application, please contact the Industrial Permits Section at (405) 702-8100.



Begin Form Entry

CONTACT INFORMATION

Home Address

Industrial Permits Section
Water Quality Division
Department of Environmental Quality
707 N. Robinson
P.O. Box 1677
Oklahoma City, Oklahoma 73101-1677

ADDITIONAL LINKS

[Permitting Districts](#)
[OKG27 General Permit](#)

Form Submittal

On the left side of the page, you can see each form section and navigate from section to section. Sections will appear red if required information was not provided or if the form detects an error.

Form 606-G27: Application for Authorization under General Permit OKG27 ?

Alternate Identifier Hydrotest Project Submission HQ6-1WZM-MSQHV Revision 1 Form Version 1.1

Application Type

Permittee Information

Facility Information

Hydrostatic Test Information 1

Landowner Notification Affidavit

Other Attachments

PREVIOUS SECTION

Permittee Information

Facility Information

Facility Address

* Address Line 1

Address Line 2

* City

State/Area
OK

* Postal Code

* County

VALIDATE ADDRESS

11

8/21/2024

Form Submittal

You can select the “Save Progress” button at the top right at any time to save your form and complete it later.

Once the form is complete, it can be signed by either the form preparer or sent to a different signer.

Once the form has been submitted, you will receive a confirmation email. You will still need to pay an application fee for your form to be processed. A list of application fees is available at <https://www.deq.ok.gov/wp-content/uploads/water-division/Industrial-Wastewater-Permit-Application-Fees.pdf>.

If you have any questions or encounter any problems,
please call (405) 702-8100 and request to speak with
someone in the Industrial Permits Section.