



OKLAHOMA State Department of Health COVID-19 Report

November 25, 2020

The purpose of publishing aggregated statistical COVID-19 data through the OSDH Dashboard, the Executive Order Report, and the Weekly Epidemiology and Surveillance Report is to support the needs of the general public in receiving important and necessary information regarding the state of the health and safety of the citizens of Oklahoma. These resources may be used only for statistical purposes and may not be used in any way that would determine the identity of any reported cases.

Data shown are preliminary and subject to change as additional information is obtained.



COVID-19 Status

Data shown are preliminary and subject to change as additional information is obtained. Information provided through the OSDH Acute Disease Service's daily surveillance report.

Cases	
Newly Reported Cases ¹	3,732
Previous Cases	180,610
Total Cases	184,342
(Active Cases)	(33,317)

¹ **96%** of specimens were collected **November 10-23, 2020**

Deaths	
Newly Reported Deaths	16
Previous Deaths	1,664
Total Deaths	1,680

Recovered ²	
Newly Recovered	3,659
Previous Recovered	145,686
Total Recovered	149,345

² Recovered: Currently not hospitalized or deceased and 14 days after onset/report.



Testing and Hospital Status Survey

Information provided through survey of Oklahoma hospitals and laboratories as reported to OSDH as of the time of this report. Response rate affects data.

Cumulative Reported Testing Numbers*	
Total Positive Specimens	195,044
Total Negative Specimens	1,873,468
Total Number of Specimens Tested	2,071,937

Hospital Response Rate	
Bed Survey	98%
Ventilator/PPE Survey	95%

Daily Reported Testing Numbers*	
Number of Specimens Received	36,013
Number of Specimens Reported	31,774
Number of Specimens Currently Pending	8,776
Number of Positive Specimens Reported	3,467
Number of Negative Specimens Reported	28,921
Number of Tests on Order	132,762

Reported Hospital Status	
ICU Beds Available	51 of 971 (5%)
Medical Surgery Beds Available	867 of 6,210 (14%)
Operating Room Beds Available	437 of 689 (63%)
Pediatric Beds Available	183 of 382 (48%)
Overall hospital occupancy status (Hospital census as of previous midnight)	7,035
COVID-19 Cases Currently Hospitalized	1,577 (425 in ICU)
Persons Under Investigation (PUI) in Hospital	76 (7 in ICU)
Persons seen in Hospital (during the 24 hr. reporting period), Self-quarantined	1,028
Covid-19 Collection Kit Availability	247,603

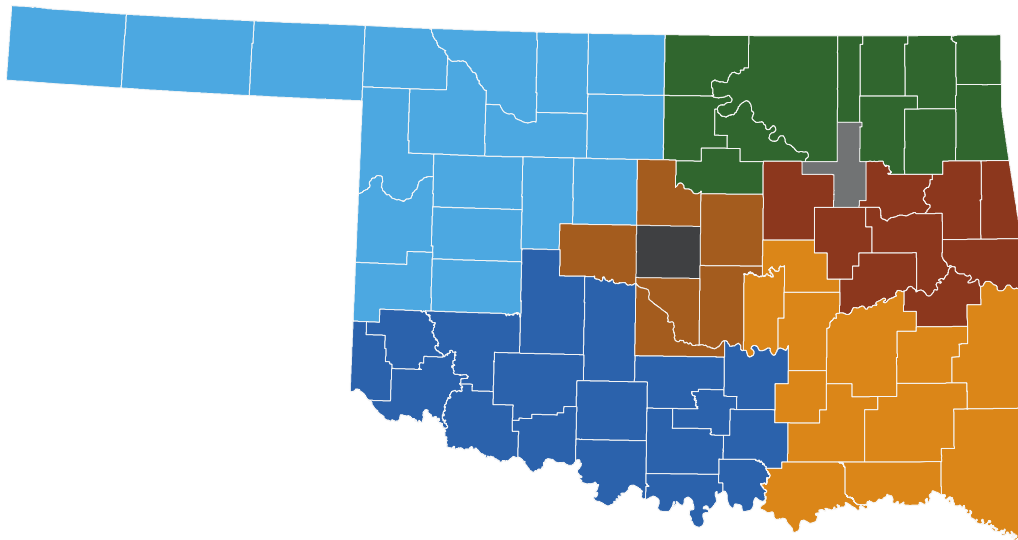
*Total counts may not reflect unique individuals. The totals include laboratory information provided to OSDH as of the time of the report. As a result, counts are subject to change. Total counts may not reflect unique individuals.











Hospital Status

(continued)

Current Hospitalizations for Covid-19 Cases and Persons Currently Under Investigation (PUI) by Region



Acute Care OSDH Licensed Facilities / Location*		Hospitalizations	
		Cases	PUI
	Region 1 (NW)	85	6
	Region 2 (NE)	104	8
	Region 3 (SW)	187	10
	Region 4 (EC)	28	8
	Region 5 (SE)	63	2
	Region 6 (Central)	126	8
	Region 7 (Tulsa)	379	22
	Region 8 (OKC)	497	11
Total		1,469	75

Other Types of Facilities		Cases	PUI
Focus Facilities		63	0
Rehabilitation Facilities		8	0
Tribal Facilities		37	1
Other Facilities Total		108	1

Focus, Rehabilitation and Tribal Facilities numbers are not assigned to a specific region as their patient populations reside across the state. Information provided through survey of Oklahoma hospitals as reported to OSDH as of the time of this report. Response rate affects data.

Status as of midnight the date prior to this report.