



OKLAHOMA State Department of Health COVID-19 Report

November 24, 2020

The purpose of publishing aggregated statistical COVID-19 data through the OSDH Dashboard, the Executive Order Report, and the Weekly Epidemiology and Surveillance Report is to support the needs of the general public in receiving important and necessary information regarding the state of the health and safety of the citizens of Oklahoma. These resources may be used only for statistical purposes and may not be used in any way that would determine the identity of any reported cases.

Data shown are preliminary and subject to change as additional information is obtained.



COVID-19 Status

Data shown are preliminary and subject to change as additional information is obtained. Information provided through the OSDH Acute Disease Service's daily surveillance report.

Cases	
Newly Reported Cases ¹	2,736
Previous Cases	177,874
Total Cases	180,610
(Active Cases)	(33,260)

¹ **98%** of specimens were collected **November 9-22, 2020**

Deaths	
Newly Reported Deaths	15
Previous Deaths	1,649
Total Deaths	1,664

Recovered ²	
Newly Recovered	3,305
Previous Recovered	142,381
Total Recovered	145,686

² Recovered: Currently not hospitalized or deceased and 14 days after onset/report.

Testing and Hospital Status Survey

Information provided through survey of Oklahoma hospitals and laboratories as reported to OSDH as of the time of this report. Response rate affects data.

Cumulative Reported Testing Numbers*	
Total Positive Specimens	191,157
Total Negative Specimens	1,848,563
Total Number of Specimens Tested	2,043,492

Hospital Response Rate	
Bed Survey	97%
Ventilator/PPE Survey	94%

Daily Reported Testing Numbers*	
Number of Specimens Received	29,695
Number of Specimens Reported	24,755
Number of Specimens Currently Pending	7,991
Number of Positive Specimens Reported	2,365
Number of Negative Specimens Reported	22,924
Number of Tests on Order	129,307

Reported Hospital Status	
ICU Beds Available	43 of 982 (4%)
Medical Surgery Beds Available	822 of 6,116 (13%)
Operating Room Beds Available	468 of 687 (68%)
Pediatric Beds Available	142 of 392 (36%)
Overall hospital occupancy status (Hospital census as of previous midnight)	6,864
COVID-19 Cases Currently Hospitalized	1,542 (420 in ICU)
Persons Under Investigation (PUI) in Hospital	62 (12 in ICU)
Persons seen in Hospital (during the 24 hr. reporting period), Self-quarantined	875
Covid-19 Collection Kit Availability	239,949

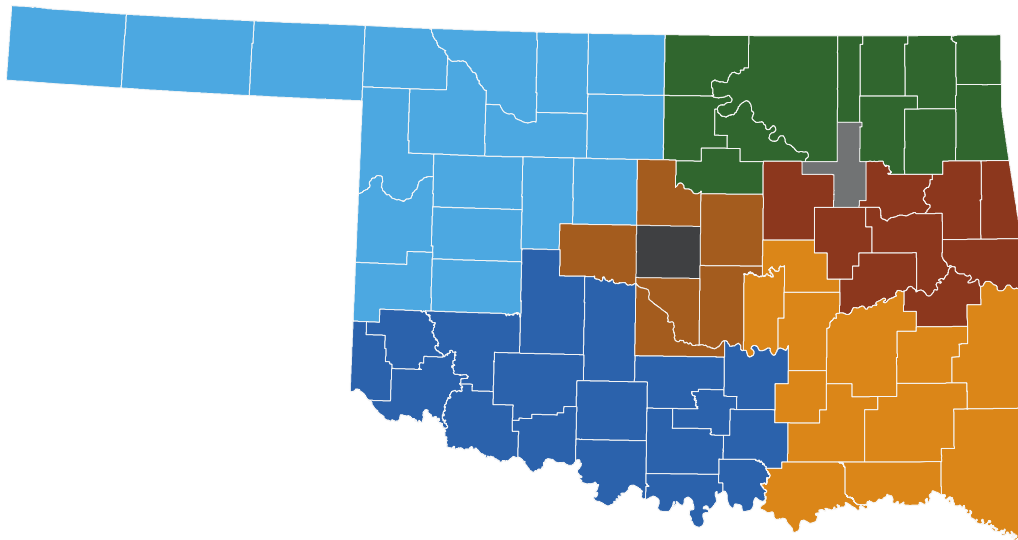
*Total counts may not reflect unique individuals. The totals include laboratory information provided to OSDH as of the time of the report. As a result, counts are subject to change. Total counts may not reflect unique individuals.











Hospital Status

(continued)

Current Hospitalizations for Covid-19 Cases and Persons Currently Under Investigation (PUI) by Region



Acute Care OSDH Licensed Facilities / Location*		Hospitalizations	
		Cases	PUI
	Region 1 (NW)	93	4
	Region 2 (NE)	93	10
	Region 3 (SW)	189	7
	Region 4 (EC)	41	8
	Region 5 (SE)	70	0
	Region 6 (Central)	114	4
	Region 7 (Tulsa)	358	15
	Region 8 (OKC)	483	13
Total		1,441	61

Other Types of Facilities		Cases	PUI
Focus Facilities		67	1
Rehabilitation Facilities		3	0
Tribal Facilities		31	0
Other Facilities Total		101	1

Focus, Rehabilitation and Tribal Facilities numbers are not assigned to a specific region as their patient populations reside across the state. Information provided through survey of Oklahoma hospitals as reported to OSDH as of the time of this report. Response rate affects data.

Status as of midnight the date prior to this report.