



# OKLAHOMA State Department of Health COVID-19 Report

---

November 23, 2020

The purpose of publishing aggregated statistical COVID-19 data through the OSDH Dashboard, the Executive Order Report, and the Weekly Epidemiology and Surveillance Report is to support the needs of the general public in receiving important and necessary information regarding the state of the health and safety of the citizens of Oklahoma. These resources may be used only for statistical purposes and may not be used in any way that would determine the identity of any reported cases.

Data shown are preliminary and subject to change as additional information is obtained.



## COVID-19 Status

Data shown are preliminary and subject to change as additional information is obtained. Information provided through the OSDH Acute Disease Service's daily surveillance report.

Cases	
Newly Reported Cases <sup>1</sup>	3,544
Previous Cases	174,330
<b>Total Cases</b>	<b>177,874</b>
(Active Cases)	(33,844)

<sup>1</sup> **99%** of specimens were collected **November 8-21, 2020**

Deaths	
Newly Reported Deaths	15
Previous Deaths	1,634
<b>Total Deaths</b>	<b>1,649</b>

Recovered <sup>2</sup>	
Newly Recovered	2,069
Previous Recovered	140,312
<b>Total Recovered</b>	<b>142,381</b>

<sup>2</sup> Recovered: Currently not hospitalized or deceased and 14 days after onset/report.



## Testing and Hospital Status Survey

Information provided through survey of Oklahoma hospitals and laboratories as reported to OSDH as of the time of this report. Response rate affects data.

Cumulative Reported Testing Numbers*	
Total Positive Specimens	<b>188,655</b>
Total Negative Specimens	<b>1,830,999</b>
Total Number of Specimens Tested	<b>2,023,392</b>

Hospital Response Rate	
Bed Survey	<b>97%</b>
Ventilator/PPE Survey	<b>94%</b>

Daily Reported Testing Numbers*	
Number of Specimens Received	<b>21,649</b>
Number of Specimens Reported	<b>18,957</b>
Number of Specimens Currently Pending	<b>3,958</b>
Number of Positive Specimens Reported	<b>2,052</b>
Number of Negative Specimens Reported	<b>16,881</b>
Number of Tests on Order	<b>230,809</b>

Reported Hospital Status	
ICU Beds Available	<b>48 of 957 (5%)</b>
Medical Surgery Beds Available	<b>906 of 6,008 (15%)</b>
Operating Room Beds Available	<b>471 of 690 (68%)</b>
Pediatric Beds Available	<b>198 of 498 (40%)</b>
Overall hospital occupancy status (Hospital census as of previous midnight)	<b>6,700</b>
COVID-19 Cases Currently Hospitalized	<b>1,500 (433 in ICU)</b>
Persons Under Investigation (PUI) in Hospital	<b>66 (13 in ICU)</b>
Persons seen in Hospital (during the 24 hr. reporting period), Self-quarantined	<b>816</b>
Covid-19 Collection Kit Availability	<b>257,856</b>

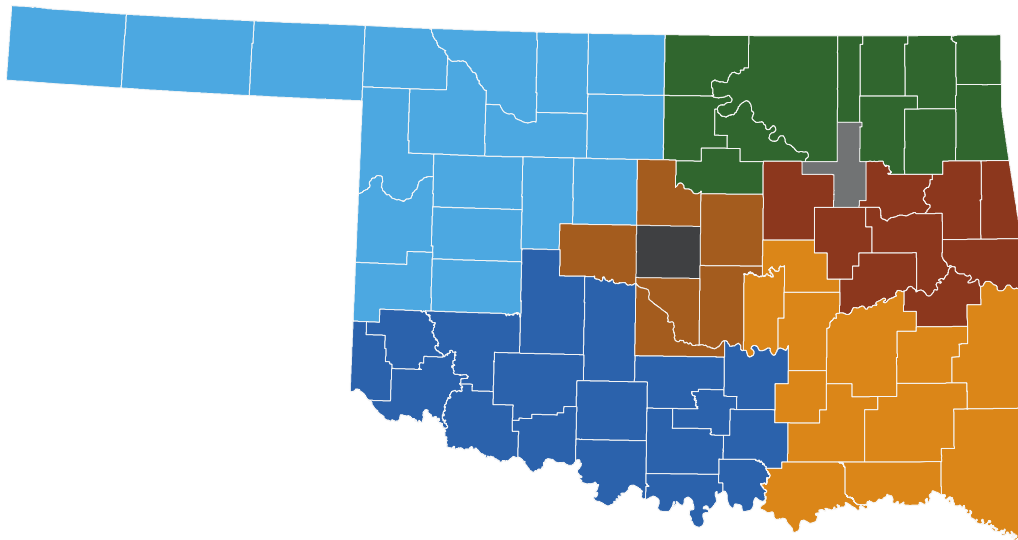
\*Total counts may not reflect unique individuals. The totals include laboratory information provided to OSDH as of the time of the report. As a result, counts are subject to change. Total counts may not reflect unique individuals.











## Hospital Status

(continued)

### Current Hospitalizations for Covid-19 Cases and Persons Currently Under Investigation (PUI) by Region



Acute Care OSDH Licensed Facilities / Location*		Hospitalizations	
		Cases	PUI
	Region 1 (NW)	90	2
	Region 2 (NE)	100	4
	Region 3 (SW)	181	17
	Region 4 (EC)	50	3
	Region 5 (SE)	74	3
	Region 6 (Central)	113	6
	Region 7 (Tulsa)	320	15
	Region 8 (OKC)	486	16
<b>Total</b>		<b>1,414</b>	<b>66</b>

Other Types of Facilities		Cases	PUI
Focus Facilities		65	0
Rehabilitation Facilities		2	0
Tribal Facilities		19	0
<b>Other Facilities Total</b>		<b>86</b>	<b>0</b>

Focus, Rehabilitation and Tribal Facilities numbers are not assigned to a specific region as their patient populations reside across the state. Information provided through survey of Oklahoma hospitals as reported to OSDH as of the time of this report. Response rate affects data.

Status as of midnight the date prior to this report.