



OKLAHOMA State Department of Health COVID-19 Report

March 8, 2021

The purpose of publishing aggregated statistical COVID-19 data through the OSDH Dashboard, the Executive Order Report, and the Weekly Epidemiology and Surveillance Report is to support the needs of the general public in receiving important and necessary information regarding the state of the health and safety of the citizens of Oklahoma. These resources may be used only for statistical purposes and may not be used in any way that would determine the identity of any reported cases.

Data shown are preliminary and subject to change as additional information is obtained.



COVID-19 Status

Data shown are preliminary and subject to change as additional information is obtained. Information provided through the OSDH Acute Disease Service's daily surveillance report.

Cases	
Newly Reported Cases ¹	165
Previous Cases	428,997
Total Cases	429,162
(Active Cases)	(12,038)

¹ **84%** of specimens were collected **February 21 – March 6, 2021**

Deaths ³	
Newly Reported Deaths	56
Previous Deaths	4,478
Total Deaths	4,534

Recovered ²	
Newly Recovered	413
Previous Recovered	412,177
Total Recovered	412,590

² Recovered: Currently not hospitalized or deceased and 14 days after onset/report.

³ As of March 2, 2020



Testing and Hospital Status Survey

Information provided through survey of Oklahoma hospitals and laboratories as reported to OSDH as of the time of this report. Response rate affects data.

Cumulative Reported Testing Numbers ¹	
Total Positive Specimens	390,401
Total Negative Specimens	3,160,547
Total Number of Specimens Tested	3,563,169

Hospital Response Rate ²	
Bed Survey	96%
Ventilator/PPE Survey ³	90%

Daily Reported Testing Numbers ¹	
Number of Specimens Received	10,386
Number of Specimens Reported	4,701
Number of Specimens Currently Pending	2,515
Number of Positive Specimens Reported	208
Number of Negative Specimens Reported	4,533
Number of Tests on Order	157,182

Reported Hospital Status ²	
ICU Beds Available	114 of 847 (13%)
Medical Surgery Beds Available	783 of 4,739 (17%)
Operating Room Beds Available	310 of 546 (57%)
Pediatric Beds Available	139 of 342 (41%)
Overall hospital occupancy status (Hospital census as of previous midnight)	5,418
COVID-19 Cases Currently Hospitalized	311 (89 ICU)
Persons seen in Hospital (during the 24 hr. reporting period), Self-quarantined	693
Covid-19 Collection Kit Availability ³	180,811

1. The totals include laboratory information provided to OSDH as of the time of the report. As a result, counts are subject to change. Total counts may not reflect unique individuals.

2. Counts reflect numbers as reported by Acute Care Hospitals Licensed by OSDH on the day of this report.

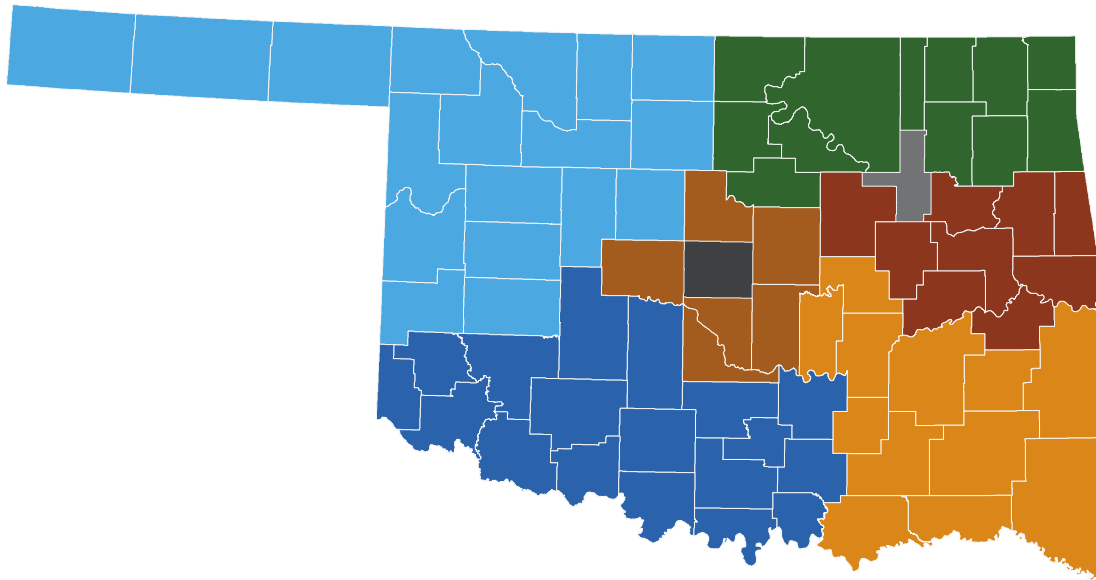
3. Ventilator/PPE Survey and Covid-19 Collection Kit Availability as of 3/3/2021











Hospital Status

(continued)

Current Hospitalizations for Covid-19 Cases by Region



Acute Care OSDH Licensed Facilities / Location*		Hospitalizations
		Cases (ICU)
	Region 1 (NW)	4 (3)
	Region 2 (NE)	11 (3)
	Region 3 (SW)	38 (6)
	Region 4 (EC)	12 (4)
	Region 5 (SE)	10 (5)
	Region 6 (Central)	16 (4)
	Region 7 (Tulsa)	73 (27)
	Region 8 (OKC)	147 (37)
Total		311 (89)
Other Types of Facilities		
Focus Facilities		15 (1)
Rehabilitation Facilities		0 (0)
Tribal Facilities		7 (1)
Other Facilities Total		22 (2)

Focus, Rehabilitation and Tribal Facilities numbers are not assigned to a specific region as their patient populations reside across the state. Information provided through survey of Oklahoma hospitals as reported to OSDH as of the time of this report. Response rate affects data.

Status as of midnight the date prior to this report.