



# OKLAHOMA State Department of Health COVID-19 Report

---

March 24, 2021

The purpose of publishing aggregated statistical COVID-19 data through the OSDH Dashboard, the Executive Order Report, and the Weekly Epidemiology and Surveillance Report is to support the needs of the general public in receiving important and necessary information regarding the state of the health and safety of the citizens of Oklahoma. These resources may be used only for statistical purposes and may not be used in any way that would determine the identity of any reported cases.

Data shown are preliminary and subject to change as additional information is obtained.



## COVID-19 Status

Data shown are preliminary and subject to change as additional information is obtained. Information provided through the OSDH Acute Disease Service's daily surveillance report.

Cases	
Newly Reported Cases <sup>1</sup>	501
Previous Cases	435,634
<b>Total Cases</b>	<b>436,135</b>
(Active Cases)	(11,029)

<sup>1</sup> **100%** of specimens were collected **March 9 – March 22, 2021**

Deaths	
Newly Reported Deaths <sup>2</sup>	62
Previous Deaths (March 16, 2021)	4,788
<b>Total Deaths (March 23, 2021)</b>	<b>4,850</b>

<sup>2</sup> Week over week change.

Recovered <sup>3</sup>	
Newly Recovered	499
Previous Recovered	419,757
<b>Total Recovered</b>	<b>420,256</b>

<sup>3</sup> Recovered: Currently not hospitalized or deceased and 14 days after onset/report.



## Testing and Hospital Status Survey

Information provided through survey of Oklahoma hospitals and laboratories as reported to OSDH as of the time of this report.  
Response rate affects data.

Cumulative Reported Testing Numbers <sup>1</sup>	
Total Positive Specimens	<b>396,670</b>
Total Negative Specimens	<b>3,313,144</b>
Total Number of Specimens Tested	<b>3,721,520</b>

Hospital Response Rate <sup>2</sup>	
Bed Survey	<b>94%</b>
Ventilator/PPE Survey <sup>3</sup>	<b>89%</b>

Daily Reported Testing Numbers <sup>1</sup>	
Number of Specimens Received	<b>13,416</b>
Number of Specimens Reported	<b>10,071</b>
Number of Specimens Currently Pending	<b>2,767</b>
Number of Positive Specimens Reported	<b>212</b>
Number of Negative Specimens Reported	<b>9,854</b>
Number of Tests on Order	<b>308,408</b>

Reported Hospital Status <sup>2</sup>	
ICU Beds Available	<b>90 of 798 (11%)</b>
Medical Surgery Beds Available	<b>735 of 4,693 (16%)</b>
Operating Room Beds Available	<b>266 of 543 (67%)</b>
Pediatric Beds Available	<b>102 of 224 (46%)</b>
Overall hospital occupancy status (Hospital census as of previous midnight)	<b>5,434</b>
COVID-19 Cases Currently Hospitalized	<b>217 (54 ICU)</b>
Persons seen in Hospital (during the 24 hr. reporting period), Self-quarantined	<b>682</b>
Covid-19 Collection Kit Availability <sup>3</sup>	<b>155,649</b>

1. The totals include laboratory information provided to OSDH as of the time of the report. As a result, counts are subject to change. Total counts may not reflect unique individuals.

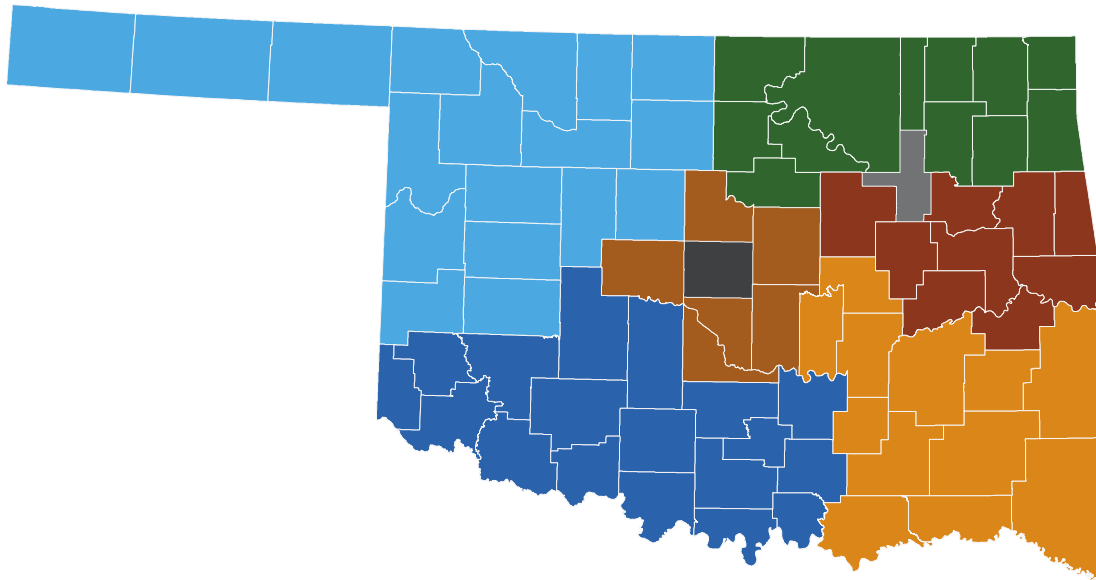
2. Counts reflect numbers as reported by Acute Care Hospitals Licensed by OSDH on the day of this report.  
3. Ventilator/PPE Survey and Covid-19 Collection Kit Availability as of 3/24/2021











## Hospital Status

(continued)

### Current Hospitalizations for Covid-19 Cases by Region



Acute Care OSDH Licensed Facilities / Location*		Hospitalizations
		Cases (ICU)
	Region 1 (NW)	5 (3)
	Region 2 (NE)	15 (6)
	Region 3 (SW)	27 (7)
	Region 4 (EC)	1 (0)
	Region 5 (SE)	7 (3)
	Region 6 (Central)	15 (4)
	Region 7 (Tulsa)	37 (9)
	Region 8 (OKC)	110 (22)
<b>Total</b>		<b>217 (54)</b>
Other Types of Facilities		
	Focus Facilities	3 (0)
	Rehabilitation Facilities	0 (0)
	Tribal Facilities	2 (0)
<b>Other Facilities Total</b>		<b>5 (0)</b>

Focus, Rehabilitation and Tribal Facilities numbers are not assigned to a specific region as their patient populations reside across the state. Information provided through survey of Oklahoma hospitals as reported to OSDH as of the time of this report. Response rate affects data.

Status as of midnight the date prior to this report.