



OKLAHOMA State Department of Health COVID-19 Report

February 9, 2021

The purpose of publishing aggregated statistical COVID-19 data through the OSDH Dashboard, the Executive Order Report, and the Weekly Epidemiology and Surveillance Report is to support the needs of the general public in receiving important and necessary information regarding the state of the health and safety of the citizens of Oklahoma. These resources may be used only for statistical purposes and may not be used in any way that would determine the identity of any reported cases.

Data shown are preliminary and subject to change as additional information is obtained.



COVID-19 Status

Data shown are preliminary and subject to change as additional information is obtained. Information provided through the OSDH Acute Disease Service's daily surveillance report.

Cases	
Newly Reported Cases ¹	1,070
Previous Cases	404,994
Total Cases	406,064
(Active Cases)	(24,516)

¹ **92%** of specimens were collected **January 25 – February 7, 2021**

Deaths	
Newly Reported Deaths	53
Previous Deaths	3,817
Total Deaths	3,870

Recovered ²	
Newly Recovered	2,728
Previous Recovered	374,950
Total Recovered	377,678

² Recovered: Currently not hospitalized or deceased and 14 days after onset/report.



Testing and Hospital Status Survey

Information provided through survey of Oklahoma hospitals and laboratories as reported to OSDH as of the time of this report. Response rate affects data.

Cumulative Reported Testing Numbers ¹	
Total Positive Specimens	374,806
Total Negative Specimens	2,919,356
Total Number of Specimens Tested	3,302,040

Hospital Response Rate ²	
Bed Survey	97%
Ventilator/PPE Survey	97%

Daily Reported Testing Numbers ¹	
Number of Specimens Received	23,659
Number of Specimens Reported	16,959
Number of Specimens Currently Pending	4,017
Number of Positive Specimens Reported	1,224
Number of Negative Specimens Reported	16,304
Number of Tests on Order	298,652

Reported Hospital Status ²	
ICU Beds Available	45 of 917 (5%)
Medical Surgery Beds Available	631 of 4,848 (13%)
Operating Room Beds Available	387 of 582 (66%)
Pediatric Beds Available	145 of 329 (44%)
Overall hospital occupancy status (Hospital census as of previous midnight)	5,811
COVID-19 Cases Currently Hospitalized	856 (270 ICU)
Persons seen in Hospital (during the 24 hr. reporting period), Self-quarantined	840
Covid-19 Collection Kit Availability	181,839

1. The totals include laboratory information provided to OSDH as of the time of the report. As a result, counts are subject to change. Total counts may not reflect unique individuals.

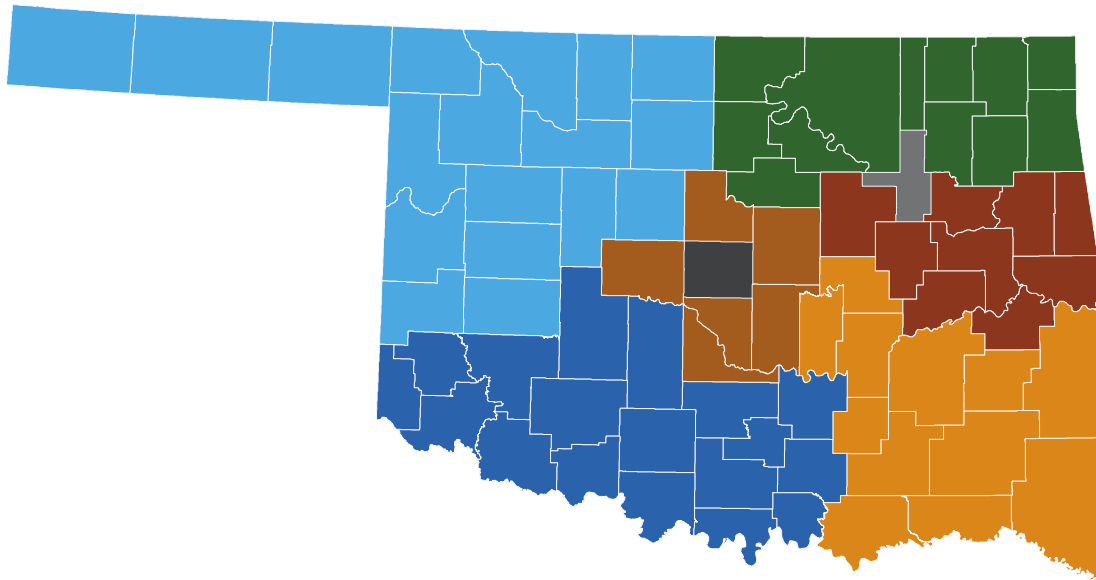
2. Counts reflect numbers as reported by Acute Care Hospitals Licensed by OSDH on the day of this report.











Hospital Status

(continued)

Current Hospitalizations for Covid-19 Cases by Region



Acute Care OSDH Licensed Facilities / Location*		Hospitalizations
		Cases (ICU)
	Region 1 (NW)	34 (9)
	Region 2 (NE)	52 (15)
	Region 3 (SW)	97 (24)
	Region 4 (EC)	24 (8)
	Region 5 (SE)	43 (13)
	Region 6 (Central)	39 (6)
	Region 7 (Tulsa)	218 (71)
	Region 8 (OKC)	349 (124)
Total		856 (270)
Other Types of Facilities		
	Focus Facilities	45 (13)
	Rehabilitation Facilities	0 (0)
	Tribal Facilities	29 (6)
Other Facilities Total		74 (19)

Focus, Rehabilitation and Tribal Facilities numbers are not assigned to a specific region as their patient populations reside across the state. Information provided through survey of Oklahoma hospitals as reported to OSDH as of the time of this report. Response rate affects data.

Status as of midnight the date prior to this report.