



OKLAHOMA State Department of Health COVID-19 Report

February 8, 2021

The purpose of publishing aggregated statistical COVID-19 data through the OSDH Dashboard, the Executive Order Report, and the Weekly Epidemiology and Surveillance Report is to support the needs of the general public in receiving important and necessary information regarding the state of the health and safety of the citizens of Oklahoma. These resources may be used only for statistical purposes and may not be used in any way that would determine the identity of any reported cases.

Data shown are preliminary and subject to change as additional information is obtained.



COVID-19 Status

Data shown are preliminary and subject to change as additional information is obtained. Information provided through the OSDH Acute Disease Service's daily surveillance report.

Cases	
Newly Reported Cases ¹	1,040
Previous Cases	403,954
Total Cases	404,994
(Active Cases)	(26,227)

¹ 92% of specimens were collected **January 24 – February 6, 2021**

Deaths	
Newly Reported Deaths	4
Previous Deaths	3,813
Total Deaths	3,817

Recovered ²	
Newly Recovered	1,460
Previous Recovered	373,490
Total Recovered	374,950

² Recovered: Currently not hospitalized or deceased and 14 days after onset/report.



Testing and Hospital Status Survey

Information provided through survey of Oklahoma hospitals and laboratories as reported to OSDH as of the time of this report. Response rate affects data.

Cumulative Reported Testing Numbers ¹	
Total Positive Specimens	373,582
Total Negative Specimens	2,903,052
Total Number of Specimens Tested	3,285,081

Hospital Response Rate ²	
Bed Survey	99%
Ventilator/PPE Survey	98%

Daily Reported Testing Numbers ¹	
Number of Specimens Received	7,487
Number of Specimens Reported	6,013
Number of Specimens Currently Pending	2,524
Number of Positive Specimens Reported	758
Number of Negative Specimens Reported	5,249
Number of Tests on Order	137,895

Reported Hospital Status ²	
ICU Beds Available	45 of 908 (5%)
Medical Surgery Beds Available	765 of 4,882 (16%)
Operating Room Beds Available	370 of 571 (65%)
Pediatric Beds Available	157 of 316 (50%)
Overall hospital occupancy status (Hospital census as of previous midnight)	5,533
COVID-19 Cases Currently Hospitalized	864 (256 ICU)
Persons seen in Hospital (during the 24 hr. reporting period), Self-quarantined	812
Covid-19 Collection Kit Availability	202,194

1. The totals include laboratory information provided to OSDH as of the time of the report. As a result, counts are subject to change. Total counts may not reflect unique individuals.

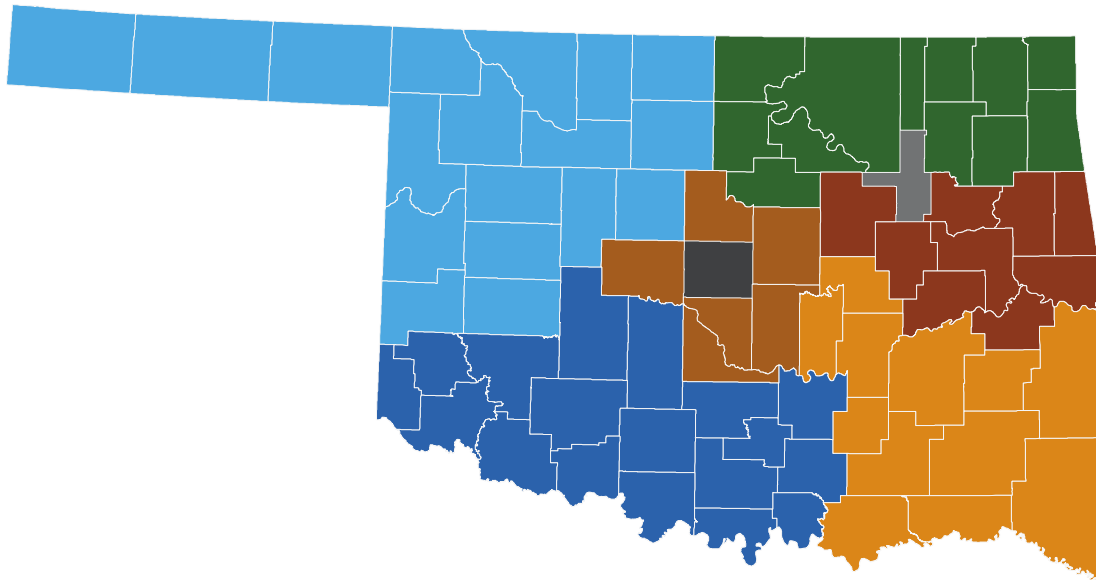
2. Counts reflect numbers as reported by Acute Care Hospitals Licensed by OSDH on the day of this report.











Hospital Status

(continued)

Current Hospitalizations for Covid-19 Cases by Region



Acute Care OSDH Licensed Facilities / Location*		Hospitalizations
		Cases (ICU)
	Region 1 (NW)	34 (9)
	Region 2 (NE)	43 (14)
	Region 3 (SW)	89 (23)
	Region 4 (EC)	32 (7)
	Region 5 (SE)	38 (12)
	Region 6 (Central)	53 (9)
	Region 7 (Tulsa)	230 (70)
	Region 8 (OKC)	345 (112)
Total		864 (256)
Other Types of Facilities		
	Focus Facilities	48 (25)
	Rehabilitation Facilities	1 (0)
	Tribal Facilities	24 (5)
Other Facilities Total		73 (30)

Focus, Rehabilitation and Tribal Facilities numbers are not assigned to a specific region as their patient populations reside across the state. Information provided through survey of Oklahoma hospitals as reported to OSDH as of the time of this report. Response rate affects data.

Status as of midnight the date prior to this report.