



OKLAHOMA State Department of Health COVID-19 Report

February 5, 2021

The purpose of publishing aggregated statistical COVID-19 data through the OSDH Dashboard, the Executive Order Report, and the Weekly Epidemiology and Surveillance Report is to support the needs of the general public in receiving important and necessary information regarding the state of the health and safety of the citizens of Oklahoma. These resources may be used only for statistical purposes and may not be used in any way that would determine the identity of any reported cases.

Data shown are preliminary and subject to change as additional information is obtained.



COVID-19 Status

Data shown are preliminary and subject to change as additional information is obtained. Information provided through the OSDH Acute Disease Service's daily surveillance report.

Cases	
Newly Reported Cases ¹	2,662
Previous Cases	397,065
Total Cases	399,727
(Active Cases)	(26,739)

¹ **84%** of specimens were collected **January 21 – February 3, 2021**

Deaths	
Newly Reported Deaths	29
Previous Deaths	3,681
Total Deaths	3,710

Recovered ²	
Newly Recovered	2,829
Previous Recovered	366,449
Total Recovered	369,278

² Recovered: Currently not hospitalized or deceased and 14 days after onset/report.



Testing and Hospital Status Survey

Information provided through survey of Oklahoma hospitals and laboratories as reported to OSDH as of the time of this report. Response rate affects data.

Cumulative Reported Testing Numbers ¹	
Total Positive Specimens	372,068
Total Negative Specimens	2,889,535
Total Number of Specimens Tested	3,269,963

Hospital Response Rate ²	
Bed Survey	98%
Ventilator/PPE Survey	96%

Daily Reported Testing Numbers ¹	
Number of Specimens Received	17,990
Number of Specimens Reported	26,172
Number of Specimens Currently Pending	4,128
Number of Positive Specimens Reported	2,276
Number of Negative Specimens Reported	23,118
Number of Tests on Order	321,499

Reported Hospital Status ²	
ICU Beds Available	54 of 911 (6%)
Medical Surgery Beds Available	585 of 4,772 (12%)
Operating Room Beds Available	401 of 572 (70%)
Pediatric Beds Available	132 of 326 (40%)
Overall hospital occupancy status (Hospital census as of previous midnight)	6,217
COVID-19 Cases Currently Hospitalized	917 (283 ICU)
Persons seen in Hospital (during the 24 hr. reporting period), Self-quarantined	760
Covid-19 Collection Kit Availability	212,921

1. The totals include laboratory information provided to OSDH as of the time of the report. As a result, counts are subject to change. Total counts may not reflect unique individuals.

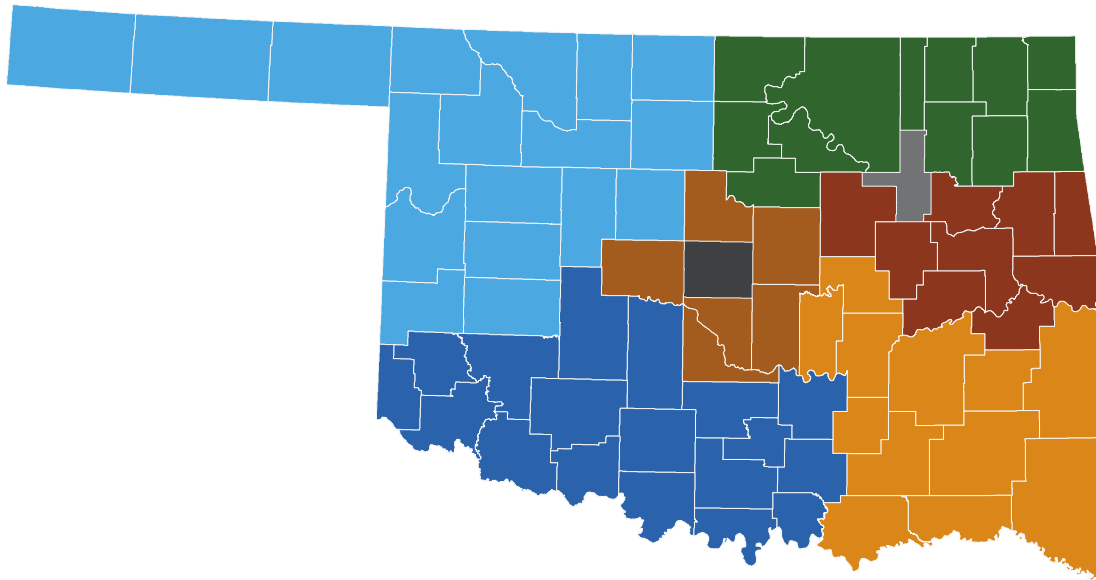
2. Counts reflect numbers as reported by Acute Care Hospitals Licensed by OSDH on the day of this report.











Hospital Status

(continued)

Current Hospitalizations for Covid-19 Cases by Region



Acute Care OSDH Licensed Facilities / Location*		Hospitalizations
		Cases (ICU)
	Region 1 (NW)	31 (13)
	Region 2 (NE)	61 (15)
	Region 3 (SW)	99 (29)
	Region 4 (EC)	28 (9)
	Region 5 (SE)	44 (11)
	Region 6 (Central)	54 (10)
	Region 7 (Tulsa)	231 (66)
	Region 8 (OKC)	369 (130)
Total		917 (283)
Other Types of Facilities		
	Focus Facilities	58 (14)
	Rehabilitation Facilities	1 (0)
	Tribal Facilities	39 (6)
Other Facilities Total		98 (20)

Focus, Rehabilitation and Tribal Facilities numbers are not assigned to a specific region as their patient populations reside across the state. Information provided through survey of Oklahoma hospitals as reported to OSDH as of the time of this report. Response rate affects data.

Status as of midnight the date prior to this report.