



OKLAHOMA State Department of Health COVID-19 Report

February 24, 2021

The purpose of publishing aggregated statistical COVID-19 data through the OSDH Dashboard, the Executive Order Report, and the Weekly Epidemiology and Surveillance Report is to support the needs of the general public in receiving important and necessary information regarding the state of the health and safety of the citizens of Oklahoma. These resources may be used only for statistical purposes and may not be used in any way that would determine the identity of any reported cases.

Data shown are preliminary and subject to change as additional information is obtained.



COVID-19 Status

Data shown are preliminary and subject to change as additional information is obtained. Information provided through the OSDH Acute Disease Service's daily surveillance report.

Cases	
Newly Reported Cases ¹	798
Previous Cases	420,212
Total Cases	421,010
(Active Cases)	(13,587)

¹ **62%** of specimens were collected **February 9 – 22, 2021**

Deaths	
Newly Reported Deaths	37
Previous Deaths	4,227
Total Deaths	4,264

Recovered ²	
Newly Recovered	1,214
Previous Recovered	401,945
Total Recovered	403,159

² Recovered: Currently not hospitalized or deceased and 14 days after onset/report.



Testing and Hospital Status Survey

Information provided through survey of Oklahoma hospitals and laboratories as reported to OSDH as of the time of this report. Response rate affects data.

Cumulative Reported Testing Numbers ¹	
Total Positive Specimens	383,081
Total Negative Specimens	3,034,289
Total Number of Specimens Tested	3,429,181

Hospital Response Rate ²	
Bed Survey	93%
Ventilator/PPE Survey ³	89%

Daily Reported Testing Numbers ¹	
Number of Specimens Received	20,176
Number of Specimens Reported	10,444
Number of Specimens Currently Pending	3,102
Number of Positive Specimens Reported	212
Number of Negative Specimens Reported	9,858
Number of Tests on Order	298,622

Reported Hospital Status ²	
ICU Beds Available	42 of 867 (5%)
Medical Surgery Beds Available	591 of 4,210 (14%)
Operating Room Beds Available	285 of 501 (57%)
Pediatric Beds Available	113 of 317 (36%)
Overall hospital occupancy status (Hospital census as of previous midnight)	5,073
COVID-19 Cases Currently Hospitalized	491 (145 ICU)
Persons seen in Hospital (during the 24 hr. reporting period), Self-quarantined	731
Covid-19 Collection Kit Availability ³	231,664

1. The totals include laboratory information provided to OSDH as of the time of the report. As a result, counts are subject to change. Total counts may not reflect unique individuals.

2. Counts reflect numbers as reported by Acute Care Hospitals Licensed by OSDH on the day of this report.

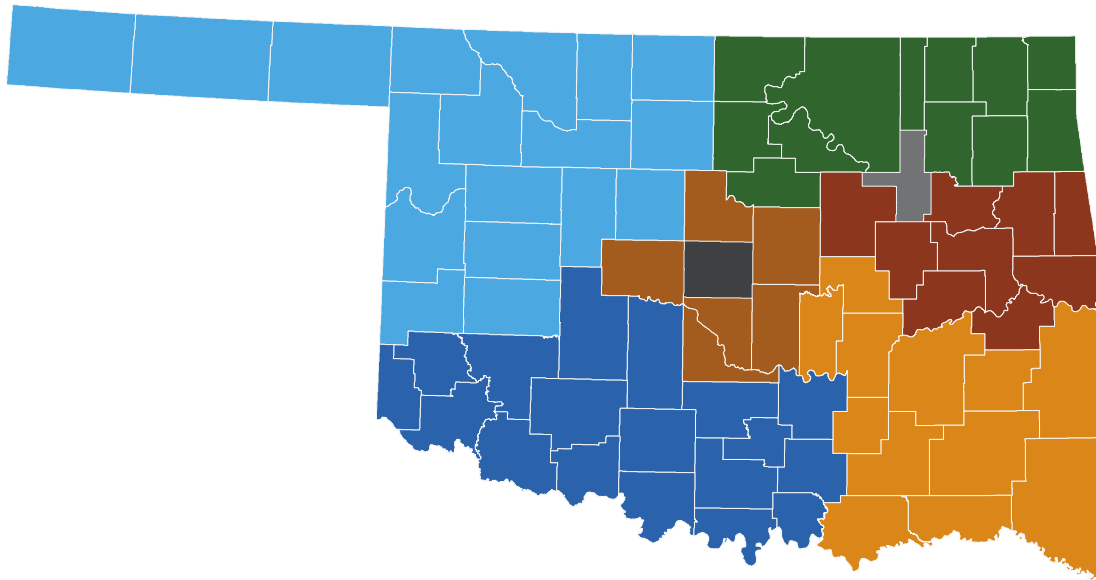
3. Ventilator/PPE Survey and Covid-19 Collection Kit Availability as of 2/17/2021











Hospital Status

(continued)

Current Hospitalizations for Covid-19 Cases by Region



Acute Care OSDH Licensed Facilities / Location*		Hospitalizations
		Cases (ICU)
	Region 1 (NW)	13 (4)
	Region 2 (NE)	33 (7)
	Region 3 (SW)	64 (12)
	Region 4 (EC)	5 (1)
	Region 5 (SE)	25 (7)
	Region 6 (Central)	40 (11)
	Region 7 (Tulsa)	120 (44)
	Region 8 (OKC)	191 (59)
Total		491 (145)
Other Types of Facilities		
	Focus Facilities	38 (9)
	Rehabilitation Facilities	0 (0)
	Tribal Facilities	13 (3)
Other Facilities Total		51 (12)

Focus, Rehabilitation and Tribal Facilities numbers are not assigned to a specific region as their patient populations reside across the state. Information provided through survey of Oklahoma hospitals as reported to OSDH as of the time of this report. Response rate affects data.

Status as of midnight the date prior to this report.