



OKLAHOMA State Department of Health COVID-19 Report

February 23, 2021

The purpose of publishing aggregated statistical COVID-19 data through the OSDH Dashboard, the Executive Order Report, and the Weekly Epidemiology and Surveillance Report is to support the needs of the general public in receiving important and necessary information regarding the state of the health and safety of the citizens of Oklahoma. These resources may be used only for statistical purposes and may not be used in any way that would determine the identity of any reported cases.

Data shown are preliminary and subject to change as additional information is obtained.



COVID-19 Status

Data shown are preliminary and subject to change as additional information is obtained. Information provided through the OSDH Acute Disease Service's daily surveillance report.

Cases	
Newly Reported Cases ¹	359
Previous Cases	419,853
Total Cases	420,212
(Active Cases)	(14,040)

¹ **85%** of specimens were collected **February 8 – 21, 2021**

Deaths	
Newly Reported Deaths	24
Previous Deaths	4,203
Total Deaths	4,227

Recovered ²	
Newly Recovered	1,348
Previous Recovered	400,597
Total Recovered	401,945

² Recovered: Currently not hospitalized or deceased and 14 days after onset/report.



Testing and Hospital Status Survey

Information provided through survey of Oklahoma hospitals and laboratories as reported to OSDH as of the time of this report. Response rate affects data.

Cumulative Reported Testing Numbers ¹	
Total Positive Specimens	382,869
Total Negative Specimens	3,024,431
Total Number of Specimens Tested	3,418,737

Hospital Response Rate ²	
Bed Survey	96%
Ventilator/PPE Survey ³	89%

Daily Reported Testing Numbers ¹	
Number of Specimens Received	28,840
Number of Specimens Reported	16,079
Number of Specimens Currently Pending	3,773
Number of Positive Specimens Reported	1,991
Number of Negative Specimens Reported	14,553
Number of Tests on Order	145,524

Reported Hospital Status ²	
ICU Beds Available	73 of 900 (8%)
Medical Surgery Beds Available	618 of 4,628 (13%)
Operating Room Beds Available	335 of 554 (60%)
Pediatric Beds Available	115 of 345 (33%)
Overall hospital occupancy status (Hospital census as of previous midnight)	5,580
COVID-19 Cases Currently Hospitalized	591 (161 ICU)
Persons seen in Hospital (during the 24 hr. reporting period), Self-quarantined	762
Covid-19 Collection Kit Availability ³	231,664

1. The totals include laboratory information provided to OSDH as of the time of the report. As a result, counts are subject to change. Total counts may not reflect unique individuals.

2. Counts reflect numbers as reported by Acute Care Hospitals Licensed by OSDH on the day of this report.

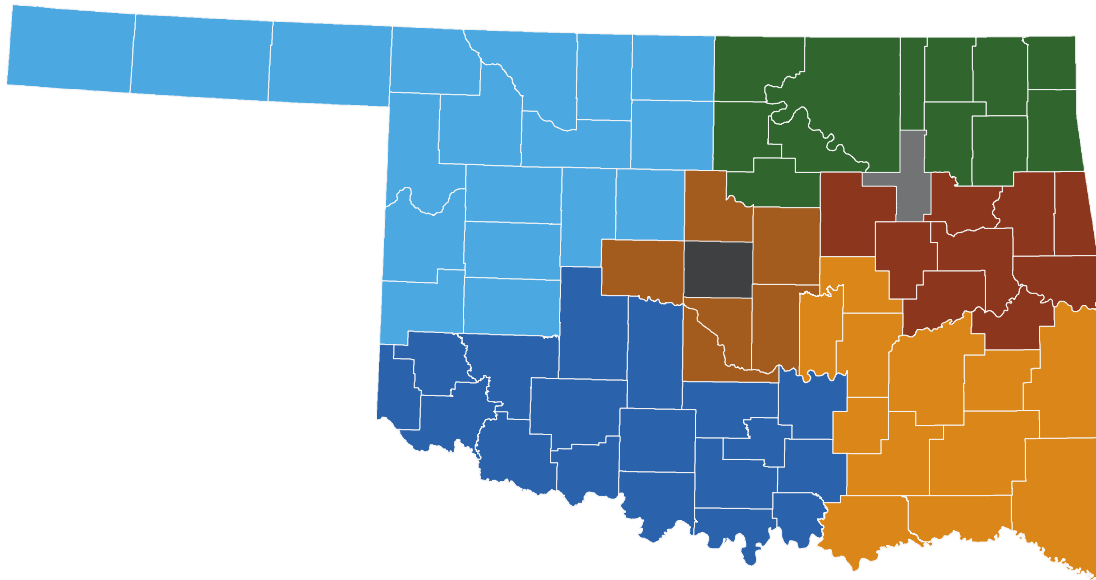
3. Ventilator/PPE Survey and Covid-19 Collection Kit Availability as of 2/17/2021











Hospital Status

(continued)

Current Hospitalizations for Covid-19 Cases by Region



Acute Care OSDH Licensed Facilities / Location*		Hospitalizations
		Cases (ICU)
	Region 1 (NW)	13 (3)
	Region 2 (NE)	36 (10)
	Region 3 (SW)	67 (17)
	Region 4 (EC)	18 (7)
	Region 5 (SE)	30 (8)
	Region 6 (Central)	46 (12)
	Region 7 (Tulsa)	140 (45)
	Region 8 (OKC)	241 (59)
Total		591 (161)
Other Types of Facilities		
	Focus Facilities	44 (10)
	Rehabilitation Facilities	0 (0)
	Tribal Facilities	12 (2)
Other Facilities Total		56 (12)

Focus, Rehabilitation and Tribal Facilities numbers are not assigned to a specific region as their patient populations reside across the state. Information provided through survey of Oklahoma hospitals as reported to OSDH as of the time of this report. Response rate affects data.

Status as of midnight the date prior to this report.