



OKLAHOMA State Department of Health COVID-19 Report

February 12, 2021

The purpose of publishing aggregated statistical COVID-19 data through the OSDH Dashboard, the Executive Order Report, and the Weekly Epidemiology and Surveillance Report is to support the needs of the general public in receiving important and necessary information regarding the state of the health and safety of the citizens of Oklahoma. These resources may be used only for statistical purposes and may not be used in any way that would determine the identity of any reported cases.

Data shown are preliminary and subject to change as additional information is obtained.



COVID-19 Status

Data shown are preliminary and subject to change as additional information is obtained. Information provided through the OSDH Acute Disease Service's daily surveillance report.

Cases	
Newly Reported Cases ¹	1,417
Previous Cases	409,401
Total Cases	410,818
(Active Cases)	(22,461)

¹ 79% of specimens were collected **January 28 – February 10, 2021**

Deaths	
Newly Reported Deaths	11
Previous Deaths	3,948
Total Deaths	3,959

Recovered ²	
Newly Recovered	2,056
Previous Recovered	382,342
Total Recovered	384,398

² Recovered: Currently not hospitalized or deceased and 14 days after onset/report.



Testing and Hospital Status Survey

Information provided through survey of Oklahoma hospitals and laboratories as reported to OSDH as of the time of this report. Response rate affects data.

Cumulative Reported Testing Numbers ¹	
Total Positive Specimens	376,862
Total Negative Specimens	2,957,605
Total Number of Specimens Tested	3,343,102

Hospital Response Rate ²	
Bed Survey	98%
Ventilator/PPE Survey	96%

Daily Reported Testing Numbers ¹	
Number of Specimens Received	15,321
Number of Specimens Reported	10,472
Number of Specimens Currently Pending	3,273
Number of Positive Specimens Reported	561
Number of Negative Specimens Reported	9,971
Number of Tests on Order	316,738

Reported Hospital Status ²	
ICU Beds Available	95 of 880 (11%)
Medical Surgery Beds Available	770 of 4,853 (16%)
Operating Room Beds Available	345 of 549 (63%)
Pediatric Beds Available	135 of 330 (41%)
Overall hospital occupancy status (Hospital census as of previous midnight)	5,952
COVID-19 Cases Currently Hospitalized	755 (229 ICU)
Persons seen in Hospital (during the 24 hr. reporting period), Self-quarantined	712
Covid-19 Collection Kit Availability	235,331

1. The totals include laboratory information provided to OSDH as of the time of the report. As a result, counts are subject to change. Total counts may not reflect unique individuals.

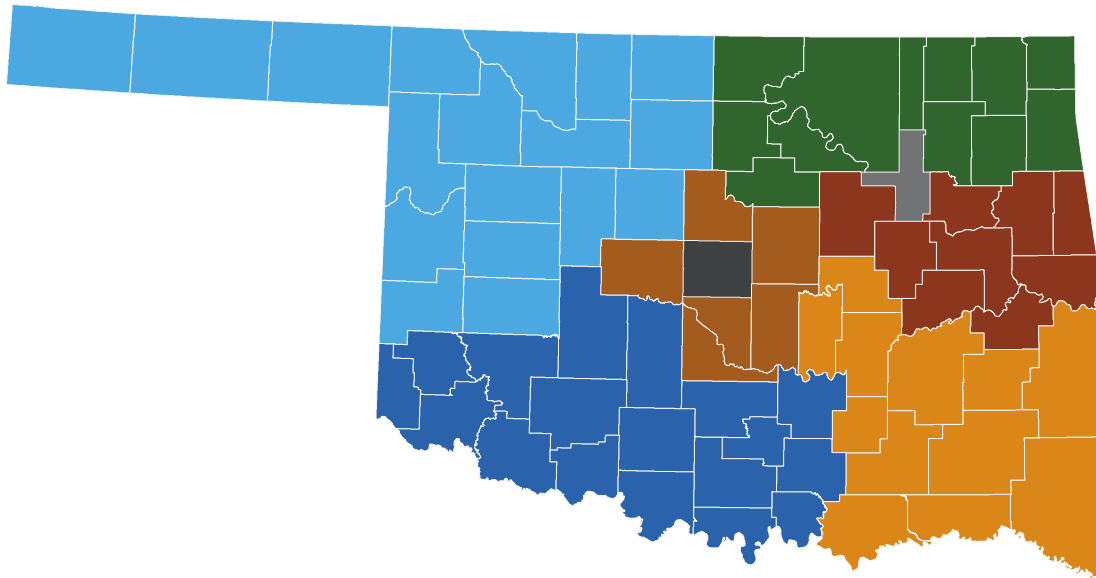
2. Counts reflect numbers as reported by Acute Care Hospitals Licensed by OSDH on the day of this report.











Hospital Status

(continued)

Current Hospitalizations for Covid-19 Cases by Region



Acute Care OSDH Licensed Facilities / Location*		Hospitalizations
		Cases (ICU)
	Region 1 (NW)	27 (3)
	Region 2 (NE)	46 (15)
	Region 3 (SW)	83 (25)
	Region 4 (EC)	26 (7)
	Region 5 (SE)	35 (14)
	Region 6 (Central)	41 (11)
	Region 7 (Tulsa)	197 (62)
	Region 8 (OKC)	300 (92)
Total		755 (229)
Other Types of Facilities		
	Focus Facilities	47 (23)
	Rehabilitation Facilities	0 (0)
	Tribal Facilities	31 (6)
Other Facilities Total		78 (29)

Focus, Rehabilitation and Tribal Facilities numbers are not assigned to a specific region as their patient populations reside across the state. Information provided through survey of Oklahoma hospitals as reported to OSDH as of the time of this report. Response rate affects data.

Status as of midnight the date prior to this report.