



OKLAHOMA State Department of Health COVID-19 Report

February 11, 2021

The purpose of publishing aggregated statistical COVID-19 data through the OSDH Dashboard, the Executive Order Report, and the Weekly Epidemiology and Surveillance Report is to support the needs of the general public in receiving important and necessary information regarding the state of the health and safety of the citizens of Oklahoma. These resources may be used only for statistical purposes and may not be used in any way that would determine the identity of any reported cases.

Data shown are preliminary and subject to change as additional information is obtained.



COVID-19 Status

Data shown are preliminary and subject to change as additional information is obtained. Information provided through the OSDH Acute Disease Service's daily surveillance report.

Cases	
Newly Reported Cases ¹	1,677
Previous Cases	407,724
Total Cases	409,401
(Active Cases)	(23,111)

¹ 87% of specimens were collected **January 27 – February 9, 2021**

Deaths	
Newly Reported Deaths	48
Previous Deaths	3,900
Total Deaths	3,948

Recovered ²	
Newly Recovered	2,175
Previous Recovered	380,167
Total Recovered	382,342

² Recovered: Currently not hospitalized or deceased and 14 days after onset/report.



Testing and Hospital Status Survey

Information provided through survey of Oklahoma hospitals and laboratories as reported to OSDH as of the time of this report. Response rate affects data.

Cumulative Reported Testing Numbers ¹	
Total Positive Specimens	376,301
Total Negative Specimens	2,947,634
Total Number of Specimens Tested	3,332,630

Hospital Response Rate ²	
Bed Survey	98%
Ventilator/PPE Survey	96%

Daily Reported Testing Numbers ¹	
Number of Specimens Received	15,780
Number of Specimens Reported	14,833
Number of Specimens Currently Pending	1,256
Number of Positive Specimens Reported	530
Number of Negative Specimens Reported	13,331
Number of Tests on Order	308,476

Reported Hospital Status ²	
ICU Beds Available	65 of 893 (7%)
Medical Surgery Beds Available	663 of 4,939 (13%)
Operating Room Beds Available	392 of 598 (66%)
Pediatric Beds Available	144 of 335 (43%)
Overall hospital occupancy status (Hospital census as of previous midnight)	5,992
COVID-19 Cases Currently Hospitalized	806 (235 ICU)
Persons seen in Hospital (during the 24 hr. reporting period), Self-quarantined	796
Covid-19 Collection Kit Availability	235,996

1. The totals include laboratory information provided to OSDH as of the time of the report. As a result, counts are subject to change. Total counts may not reflect unique individuals.

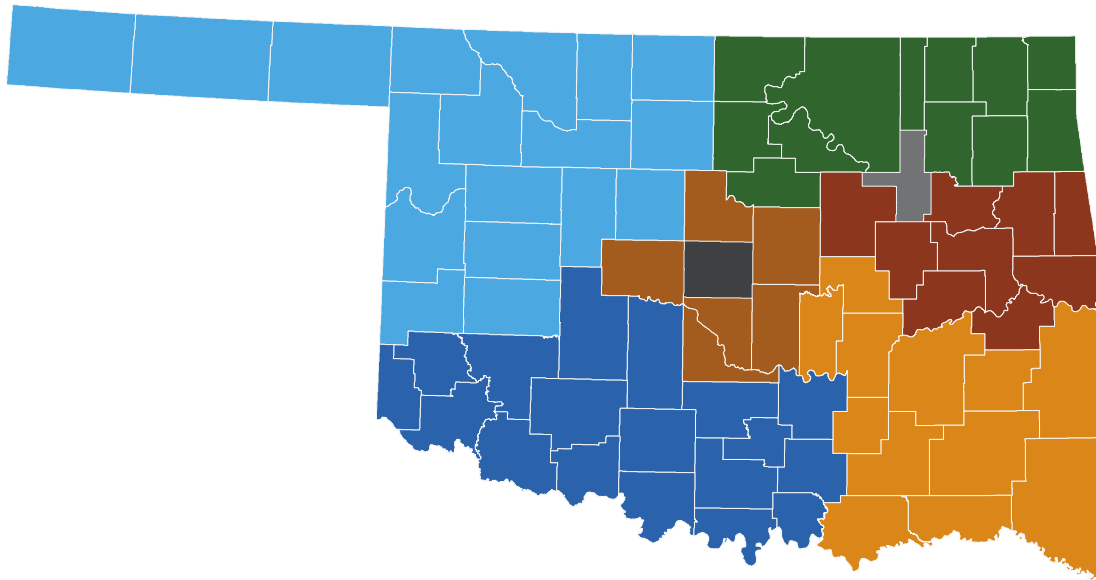
2. Counts reflect numbers as reported by Acute Care Hospitals Licensed by OSDH on the day of this report.











Hospital Status

(continued)

Current Hospitalizations for Covid-19 Cases by Region



Acute Care OSDH Licensed Facilities / Location*		Hospitalizations
		Cases (ICU)
	Region 1 (NW)	30 (3)
	Region 2 (NE)	53 (13)
	Region 3 (SW)	88 (22)
	Region 4 (EC)	21 (4)
	Region 5 (SE)	44 (13)
	Region 6 (Central)	44 (11)
	Region 7 (Tulsa)	211 (69)
	Region 8 (OKC)	315 (100)
Total		806 (235)
Other Types of Facilities		
	Focus Facilities	46 (14)
	Rehabilitation Facilities	0 (0)
	Tribal Facilities	31 (7)
Other Facilities Total		77 (21)

Focus, Rehabilitation and Tribal Facilities numbers are not assigned to a specific region as their patient populations reside across the state. Information provided through survey of Oklahoma hospitals as reported to OSDH as of the time of this report. Response rate affects data.

Status as of midnight the date prior to this report.