



OKLAHOMA State Department of Health COVID-19 Report

February 10, 2021

The purpose of publishing aggregated statistical COVID-19 data through the OSDH Dashboard, the Executive Order Report, and the Weekly Epidemiology and Surveillance Report is to support the needs of the general public in receiving important and necessary information regarding the state of the health and safety of the citizens of Oklahoma. These resources may be used only for statistical purposes and may not be used in any way that would determine the identity of any reported cases.

Data shown are preliminary and subject to change as additional information is obtained.



COVID-19 Status

Data shown are preliminary and subject to change as additional information is obtained. Information provided through the OSDH Acute Disease Service's daily surveillance report.

Cases	
Newly Reported Cases ¹	1,660
Previous Cases	406,064
Total Cases	407,724
(Active Cases)	(23,657)

¹ 78% of specimens were collected **January 26 – February 8, 2021**

Deaths	
Newly Reported Deaths	30
Previous Deaths	3,870
Total Deaths	3,900

Recovered ²	
Newly Recovered	2,489
Previous Recovered	377,678
Total Recovered	380,167

² Recovered: Currently not hospitalized or deceased and 14 days after onset/report.



Testing and Hospital Status Survey

Information provided through survey of Oklahoma hospitals and laboratories as reported to OSDH as of the time of this report. Response rate affects data.

Cumulative Reported Testing Numbers ¹	
Total Positive Specimens	375,771
Total Negative Specimens	2,934,303
Total Number of Specimens Tested	3,317,797

Hospital Response Rate ²	
Bed Survey	96%
Ventilator/PPE Survey	96%

Daily Reported Testing Numbers ¹	
Number of Specimens Received	20,915
Number of Specimens Reported	15,757
Number of Specimens Currently Pending	3,827
Number of Positive Specimens Reported	965
Number of Negative Specimens Reported	14,947
Number of Tests on Order	310,823

Reported Hospital Status ²	
ICU Beds Available	49 of 905 (5%)
Medical Surgery Beds Available	571 of 4,886 (12%)
Operating Room Beds Available	369 of 589 (63%)
Pediatric Beds Available	98 of 326 (30%)
Overall hospital occupancy status (Hospital census as of previous midnight)	5,912
COVID-19 Cases Currently Hospitalized	807 (240 ICU)
Persons seen in Hospital (during the 24 hr. reporting period), Self-quarantined	789
Covid-19 Collection Kit Availability	225,144

1. The totals include laboratory information provided to OSDH as of the time of the report. As a result, counts are subject to change. Total counts may not reflect unique individuals.

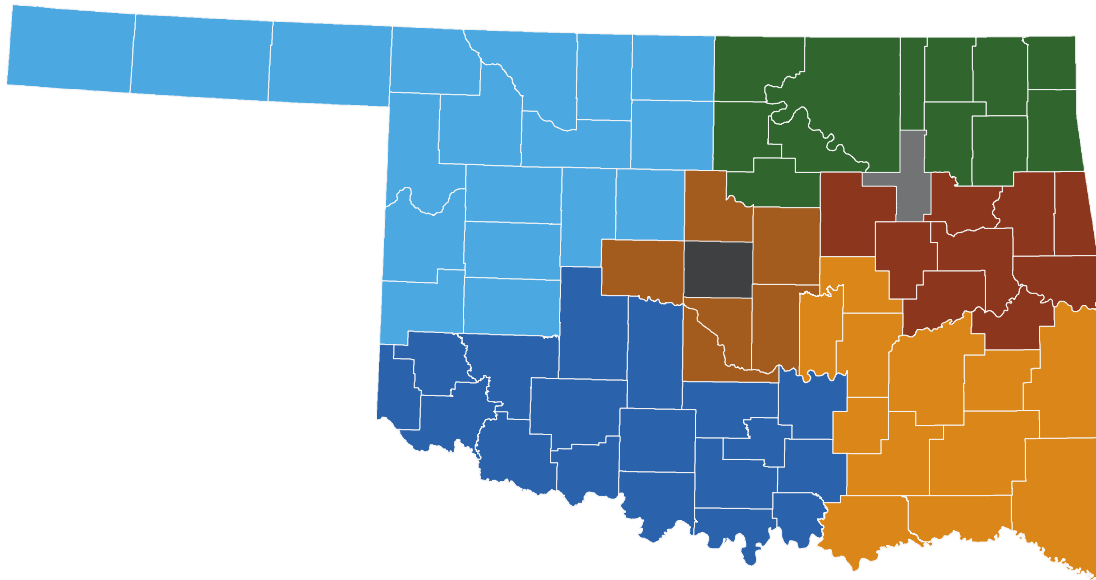
2. Counts reflect numbers as reported by Acute Care Hospitals Licensed by OSDH on the day of this report.











Hospital Status

(continued)

Current Hospitalizations for Covid-19 Cases by Region



Acute Care OSDH Licensed Facilities / Location*		Hospitalizations
		Cases (ICU)
	Region 1 (NW)	38 (5)
	Region 2 (NE)	56 (15)
	Region 3 (SW)	98 (25)
	Region 4 (EC)	23 (4)
	Region 5 (SE)	36 (14)
	Region 6 (Central)	31 (6)
	Region 7 (Tulsa)	198 (62)
	Region 8 (OKC)	327 (109)
Total		807 (240)
Other Types of Facilities		
	Focus Facilities	44 (12)
	Rehabilitation Facilities	0 (0)
	Tribal Facilities	21 (6)
Other Facilities Total		65 (18)

Focus, Rehabilitation and Tribal Facilities numbers are not assigned to a specific region as their patient populations reside across the state. Information provided through survey of Oklahoma hospitals as reported to OSDH as of the time of this report. Response rate affects data.

Status as of midnight the date prior to this report.