



OKLAHOMA State Department of Health COVID-19 Report

February 1, 2021

The purpose of publishing aggregated statistical COVID-19 data through the OSDH Dashboard, the Executive Order Report, and the Weekly Epidemiology and Surveillance Report is to support the needs of the general public in receiving important and necessary information regarding the state of the health and safety of the citizens of Oklahoma. These resources may be used only for statistical purposes and may not be used in any way that would determine the identity of any reported cases.

Data shown are preliminary and subject to change as additional information is obtained.



COVID-19 Status

Data shown are preliminary and subject to change as additional information is obtained. Information provided through the OSDH Acute Disease Service's daily surveillance report.

Cases	
Newly Reported Cases ¹	1,396
Previous Cases	389,472
Total Cases	390,868
(Active Cases)	(29,264)

¹ 90% of specimens were collected **January 17 - January 30, 2021**

Deaths	
Newly Reported Deaths	17
Previous Deaths	3,547
Total Deaths	3,564

Recovered ²	
Newly Recovered	1,654
Previous Recovered	356,368
Total Recovered	358,040

² Recovered: Currently not hospitalized or deceased and 14 days after onset/report.



Testing and Hospital Status Survey

Information provided through survey of Oklahoma hospitals and laboratories as reported to OSDH as of the time of this report. Response rate affects data.

Cumulative Reported Testing Numbers ¹	
Total Positive Specimens	364,500
Total Negative Specimens	2,822,470
Total Number of Specimens Tested	3,195,609

Hospital Response Rate ²	
Bed Survey	98%
Ventilator/PPE Survey	98%

Daily Reported Testing Numbers ¹	
Number of Specimens Received	15,252
Number of Specimens Reported	16,126
Number of Specimens Currently Pending	2,890
Number of Positive Specimens Reported	1,994
Number of Negative Specimens Reported	14,579
Number of Tests on Order	315,326

Reported Hospital Status ²	
ICU Beds Available	61 of 907 (7%)
Medical Surgery Beds Available	744 of 4,933 (15%)
Operating Room Beds Available	361 of 580 (62%)
Pediatric Beds Available	157 of 328 (48%)
Overall hospital occupancy status (Hospital census as of previous midnight)	5,799
COVID-19 Cases Currently Hospitalized	1,123 (320 ICU)
Persons seen in Hospital (during the 24 hr. reporting period), Self-quarantined	877
Covid-19 Collection Kit Availability	231,193

1. The totals include laboratory information provided to OSDH as of the time of the report. As a result, counts are subject to change. Total counts may not reflect unique individuals.

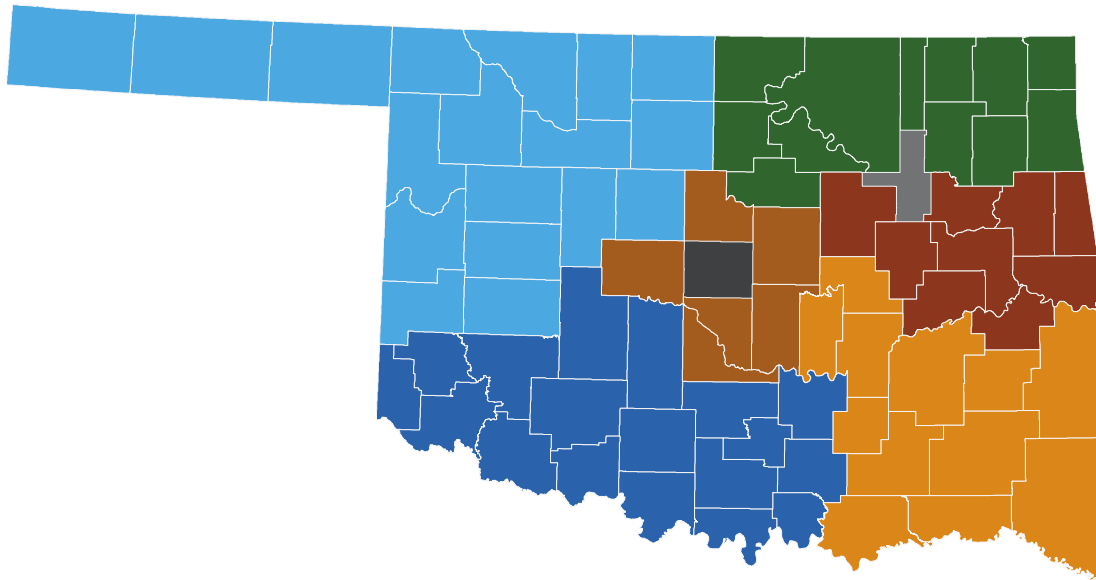
2. Counts reflect numbers as reported by Acute Care Hospitals Licensed by OSDH on the day of this report.











Hospital Status

(continued)

Current Hospitalizations for Covid-19 Cases by Region



Acute Care OSDH Licensed Facilities / Location*		Hospitalizations
		Cases (ICU)
	Region 1 (NW)	44 (13)
	Region 2 (NE)	78 (20)
	Region 3 (SW)	122 (33)
	Region 4 (EC)	45 (12)
	Region 5 (SE)	58 (10)
	Region 6 (Central)	69 (20)
	Region 7 (Tulsa)	287 (75)
	Region 8 (OKC)	420 (137)
Total		1,123 (320)
Other Types of Facilities		
	Focus Facilities	47 (14)
	Rehabilitation Facilities	0 (0)
	Tribal Facilities	36 (8)
Other Facilities Total		83 (22)

Focus, Rehabilitation and Tribal Facilities numbers are not assigned to a specific region as their patient populations reside across the state. Information provided through survey of Oklahoma hospitals as reported to OSDH as of the time of this report. Response rate affects data.

Status as of midnight the date prior to this report.