



# OKLAHOMA State Department of Health COVID-19 Report

---

December 31, 2020

The purpose of publishing aggregated statistical COVID-19 data through the OSDH Dashboard, the Executive Order Report, and the Weekly Epidemiology and Surveillance Report is to support the needs of the general public in receiving important and necessary information regarding the state of the health and safety of the citizens of Oklahoma. These resources may be used only for statistical purposes and may not be used in any way that would determine the identity of any reported cases.

Data shown are preliminary and subject to change as additional information is obtained.



## COVID-19 Status

Data shown are preliminary and subject to change as additional information is obtained. Information provided through the OSDH Acute Disease Service's daily surveillance report.

Cases	
Newly Reported Cases <sup>1</sup>	3,906
Previous Cases	287,030
<b>Total Cases</b>	<b>290,936</b>
(Active Cases)	(32,604)

<sup>1</sup> **94%** of specimens were collected **December 16-29, 2020**

Deaths	
Newly Reported Deaths	36
Previous Deaths	2,453
<b>Total Deaths</b>	<b>2,489</b>

Recovered <sup>2</sup>	
Newly Recovered	3,629
Previous Recovered	252,214
<b>Total Recovered</b>	<b>255,843</b>

<sup>2</sup> Recovered: Currently not hospitalized or deceased and 14 days after onset/report.



## Testing and Hospital Status Survey

Information provided through survey of Oklahoma hospitals and laboratories as reported to OSDH as of the time of this report. Response rate affects data.

Cumulative Reported Testing Numbers <sup>1</sup>	
Total Positive Specimens	<b>291,996</b>
Total Negative Specimens	<b>2,394,318</b>
Total Number of Specimens Tested	<b>2,691,172</b>

Hospital Response Rate <sup>2</sup>	
Bed Survey	<b>94%</b>
Ventilator/PPE Survey	<b>91%</b>

Daily Reported Testing Numbers <sup>1</sup>	
Number of Specimens Received	<b>24,061</b>
Number of Specimens Reported	<b>22,002</b>
Number of Specimens Currently Pending	<b>4,044</b>
Number of Positive Specimens Reported	<b>4,453</b>
Number of Negative Specimens Reported	<b>17,009</b>
Number of Tests on Order	<b>126,887</b>

Reported Hospital Status <sup>2</sup>	
ICU Beds Available	<b>58 of 1,036 (6%)</b>
Medical Surgery Beds Available	<b>747 of 5,635 (13%)</b>
Operating Room Beds Available	<b>467 of 682 (68%)</b>
Pediatric Beds Available	<b>176 of 489 (36%)</b>
Overall hospital occupancy status (Hospital census as of previous midnight)	<b>7,207</b>
COVID-19 Cases Currently Hospitalized	<b>1,910 (498 ICU)</b>
Persons seen in Hospital (during the 24 hr. reporting period), Self-quarantined	<b>989</b>
Covid-19 Collection Kit Availability	<b>229,675</b>

1. The totals include laboratory information provided to OSDH as of the time of the report. As a result, counts are subject to change. Total counts may not reflect unique individuals.

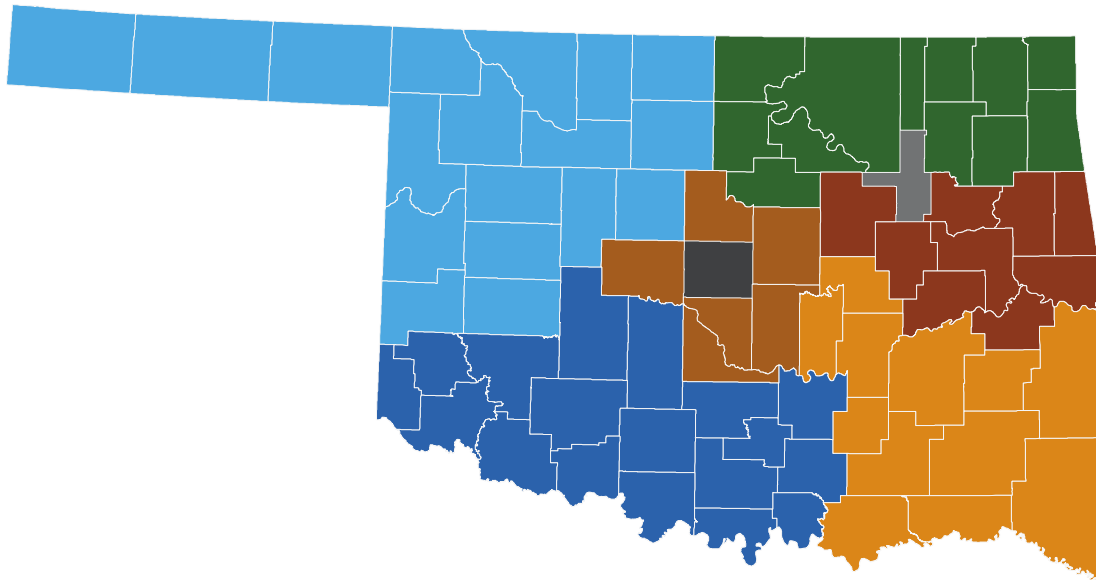
2. Counts reflect numbers as reported by Acute, Focus, Rehabilitation and Tribal facilities on the day of this report.











## Hospital Status

(continued)

### Current Hospitalizations for Covid-19 Cases by Region



Acute Care OSDH Licensed Facilities / Location*		Hospitalizations
		Cases
	Region 1 (NW)	84
	Region 2 (NE)	130
	Region 3 (SW)	233
	Region 4 (EC)	89
	Region 5 (SE)	90
	Region 6 (Central)	135
	Region 7 (Tulsa)	419
	Region 8 (OKC)	570
<b>Total</b>		<b>1,750</b>
Other Types of Facilities		
	Focus Facilities	91
	Rehabilitation Facilities	2
	Tribal Facilities	67
<b>Other Facilities Total</b>		<b>160</b>

Focus, Rehabilitation and Tribal Facilities numbers are not assigned to a specific region as their patient populations reside across the state. Information provided through survey of Oklahoma hospitals as reported to OSDH as of the time of this report. Response rate affects data.

Status as of midnight the date prior to this report.