



OKLAHOMA State Department of Health COVID-19 Report

December 3, 2020

The purpose of publishing aggregated statistical COVID-19 data through the OSDH Dashboard, the Executive Order Report, and the Weekly Epidemiology and Surveillance Report is to support the needs of the general public in receiving important and necessary information regarding the state of the health and safety of the citizens of Oklahoma. These resources may be used only for statistical purposes and may not be used in any way that would determine the identity of any reported cases.

Data shown are preliminary and subject to change as additional information is obtained.



COVID-19 Status

Data shown are preliminary and subject to change as additional information is obtained. Information provided through the OSDH Acute Disease Service's daily surveillance report.

Cases	
Newly Reported Cases ¹	1,707
Previous Cases	202,341
Total Cases	204,048
(Active Cases)	(28,043)

¹ **94%** of specimens were collected **November 18-December 1, 2020**

Deaths	
Newly Reported Deaths	24
Previous Deaths	1,812
Total Deaths	1,836

Recovered ²	
Newly Recovered	3,264
Previous Recovered	170,905
Total Recovered	174,169

² Recovered: Currently not hospitalized or deceased and 14 days after onset/report.



Testing and Hospital Status Survey

Information provided through survey of Oklahoma hospitals and laboratories as reported to OSDH as of the time of this report. Response rate affects data.

Cumulative Reported Testing Numbers ¹	
Total Positive Specimens	213,944
Total Negative Specimens	1,982,769
Total Number of Specimens Tested	2,199,782

Hospital Response Rate ²	
Bed Survey	96%
Ventilator/PPE Survey	95%

Daily Reported Testing Numbers ¹	
Number of Specimens Received	33,441
Number of Specimens Reported	32,787
Number of Specimens Currently Pending	6,353
Number of Positive Specimens Reported	4,310
Number of Negative Specimens Reported	29,452
Number of Tests on Order	262,604

Reported Hospital Status ²	
ICU Beds Available	51 of 1,006 (5%)
Medical Surgery Beds Available	858 of 5,824 (15%)
Operating Room Beds Available	432 of 695 (62%)
Pediatric Beds Available	205 of 520 (39%)
Overall hospital occupancy status (Hospital census as of previous midnight)	7,336
COVID-19 Cases Currently Hospitalized	1,608 (473 in ICU)
Persons Under Investigation (PUI) in Hospital	79 (9 in ICU)
Persons seen in Hospital (during the 24 hr. reporting period), Self-quarantined	854
Covid-19 Collection Kit Availability	254,832

1. The totals include laboratory information provided to OSDH as of the time of the report. As a result, counts are subject to change. Total counts may not reflect unique individuals.

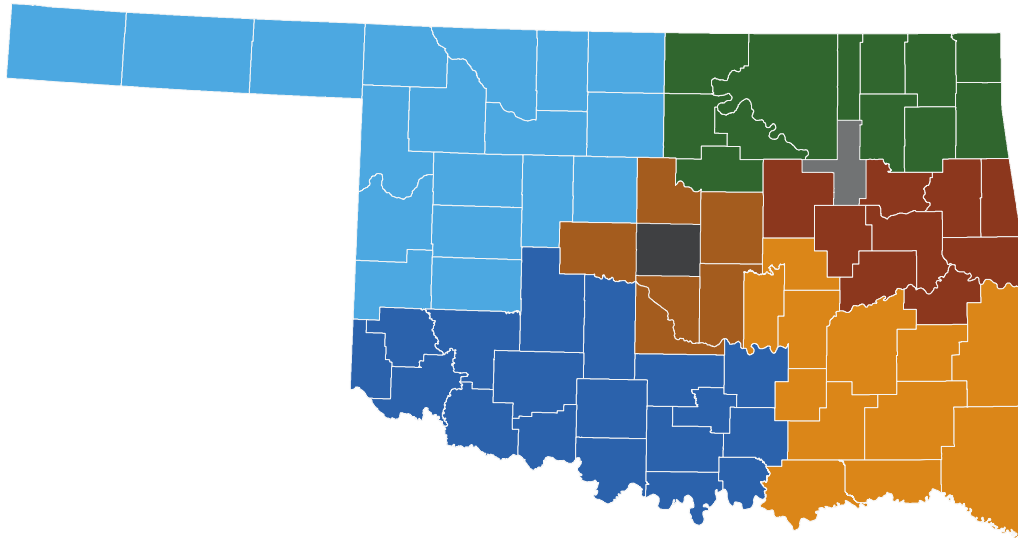
2. Counts reflect numbers as reported by Acute, Focus, Rehabilitation and Tribal facilities on the day of this report.











Hospital Status

(continued)

Current Hospitalizations for Covid-19 Cases and Persons Currently Under Investigation (PUI) by Region



Acute Care OSDH Licensed Facilities / Location*		Hospitalizations	
		Cases	PUI
	Region 1 (NW)	94	2
	Region 2 (NE)	98	8
	Region 3 (SW)	178	21
	Region 4 (EC)	35	4
	Region 5 (SE)	57	2
	Region 6 (Central)	123	14
	Region 7 (Tulsa)	390	10
	Region 8 (OKC)	526	18
Total		1,501	79

Other Types of Facilities		Cases	PUI
Focus Facilities		66	0
Rehabilitation Facilities		0	0
Tribal Facilities		41	0
Other Facilities Total		107	0

Focus, Rehabilitation and Tribal Facilities numbers are not assigned to a specific region as their patient populations reside across the state. Information provided through survey of Oklahoma hospitals as reported to OSDH as of the time of this report. Response rate affects data.

Status as of midnight the date prior to this report.