



OKLAHOMA State Department of Health COVID-19 Report

December 24, 2020

The purpose of publishing aggregated statistical COVID-19 data through the OSDH Dashboard, the Executive Order Report, and the Weekly Epidemiology and Surveillance Report is to support the needs of the general public in receiving important and necessary information regarding the state of the health and safety of the citizens of Oklahoma. These resources may be used only for statistical purposes and may not be used in any way that would determine the identity of any reported cases.

Data shown are preliminary and subject to change as additional information is obtained.



COVID-19 Status

Data shown are preliminary and subject to change as additional information is obtained. Information provided through the OSDH Acute Disease Service's daily surveillance report.

Cases	
Newly Reported Cases ¹	3,277
Previous Cases	269,276
Total Cases	272,553
(Active Cases)	(35,258)

¹ **96%** of specimens were collected **December 9-22, 2020**

Deaths	
Newly Reported Deaths	45
Previous Deaths	2,283
Total Deaths	2,328

Recovered ²	
Newly Recovered	3,445
Previous Recovered	231,522
Total Recovered	234,967

² Recovered: Currently not hospitalized or deceased and 14 days after onset/report.

Testing and Hospital Status Survey

Information provided through survey of Oklahoma hospitals and laboratories as reported to OSDH as of the time of this report.
Response rate affects data.

Cumulative Reported Testing Numbers ¹	
Total Positive Specimens	272,549
Total Negative Specimens	2,314,672
Total Number of Specimens Tested	2,591,908

Hospital Response Rate ²	
Bed Survey	81%
Ventilator/PPE Survey	85%

Daily Reported Testing Numbers ¹	
Number of Specimens Received	32,841
Number of Specimens Reported	21,788
Number of Specimens Currently Pending	3,048
Number of Positive Specimens Reported	3,738
Number of Negative Specimens Reported	18,341
Number of Tests on Order	251,959

Reported Hospital Status ²	
ICU Beds Available	38 of 817 (5%)
Medical Surgery Beds Available	769 of 4,951 (16%)
Operating Room Beds Available	360 of 540 (67%)
Pediatric Beds Available	130 of 323 (40%)
Overall hospital occupancy status (Hospital census as of previous midnight)	5,627
COVID-19 Cases Currently Hospitalized	1,729 (451 in ICU)
Persons seen in Hospital (during the 24 hr. reporting period), Self-quarantined	808
Covid-19 Collection Kit Availability	208,472

1. The totals include laboratory information provided to OSDH as of the time of the report. As a result, counts are subject to change. Total counts may not reflect unique individuals.

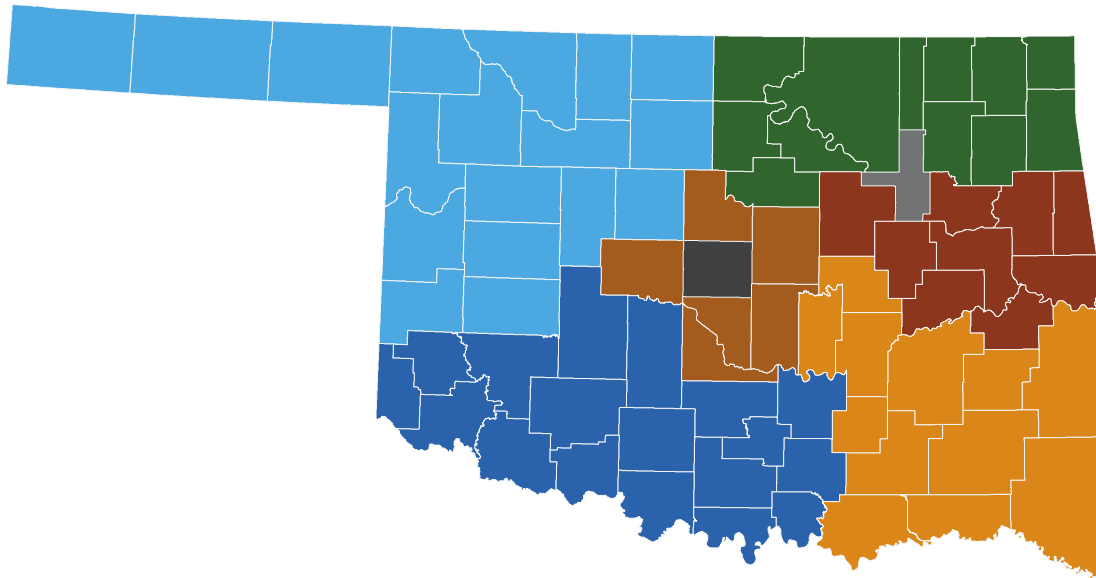
2. Counts reflect numbers as reported by Acute, Focus, Rehabilitation and Tribal facilities on the day of this report.











Hospital Status

(continued)

Current Hospitalizations for Covid-19 Cases by Region



Acute Care OSDH Licensed Facilities / Location*		Hospitalizations
		Cases
	Region 1 (NW)	69
	Region 2 (NE)	141
	Region 3 (SW)	174
	Region 4 (EC)	72
	Region 5 (SE)	66
	Region 6 (Central)	126
	Region 7 (Tulsa)	400
	Region 8 (OKC)	571
Total		1,619
Other Types of Facilities		
	Focus Facilities	39
	Rehabilitation Facilities	0
	Tribal Facilities	71
Other Facilities Total		110

Focus, Rehabilitation and Tribal Facilities numbers are not assigned to a specific region as their patient populations reside across the state. Information provided through survey of Oklahoma hospitals as reported to OSDH as of the time of this report. Response rate affects data.

Status as of midnight the date prior to this report.