



OKLAHOMA State Department of Health COVID-19 Report

December 23, 2020

The purpose of publishing aggregated statistical COVID-19 data through the OSDH Dashboard, the Executive Order Report, and the Weekly Epidemiology and Surveillance Report is to support the needs of the general public in receiving important and necessary information regarding the state of the health and safety of the citizens of Oklahoma. These resources may be used only for statistical purposes and may not be used in any way that would determine the identity of any reported cases.

Data shown are preliminary and subject to change as additional information is obtained.



COVID-19 Status

Data shown are preliminary and subject to change as additional information is obtained. Information provided through the OSDH Acute Disease Service's daily surveillance report.

Cases	
Newly Reported Cases ¹	3,656
Previous Cases	265,620
Total Cases	269,276
(Active Cases)	(35,471)

¹ **96%** of specimens were collected **December 8-21, 2020**

Deaths	
Newly Reported Deaths	43
Previous Deaths	2,240
Total Deaths	2,283

Recovered ²	
Newly Recovered	3,331
Previous Recovered	228,191
Total Recovered	231,522

² Recovered: Currently not hospitalized or deceased and 14 days after onset/report.



Testing and Hospital Status Survey

Information provided through survey of Oklahoma hospitals and laboratories as reported to OSDH as of the time of this report. Response rate affects data.

Cumulative Reported Testing Numbers ¹	
Total Positive Specimens	268,811
Total Negative Specimens	2,296,331
Total Number of Specimens Tested	2,570,120

Hospital Response Rate ²	
Bed Survey	95%
Ventilator/PPE Survey	92%

Daily Reported Testing Numbers ¹	
Number of Specimens Received	40,328
Number of Specimens Reported	26,144
Number of Specimens Currently Pending	7,147
Number of Positive Specimens Reported	3,432
Number of Negative Specimens Reported	22,352
Number of Tests on Order	134,839

Reported Hospital Status ²	
ICU Beds Available	46 of 1,041 (4%)
Medical Surgery Beds Available	661 of 5,950 (11%)
Operating Room Beds Available	428 of 674 (64%)
Pediatric Beds Available	185 of 462 (40%)
Overall hospital occupancy status (Hospital census as of previous midnight)	6,954
COVID-19 Cases Currently Hospitalized	1,836 (477 in ICU)
Persons seen in Hospital (during the 24 hr. reporting period), Self-quarantined	710
Covid-19 Collection Kit Availability	252,560

1. The totals include laboratory information provided to OSDH as of the time of the report. As a result, counts are subject to change. Total counts may not reflect unique individuals.

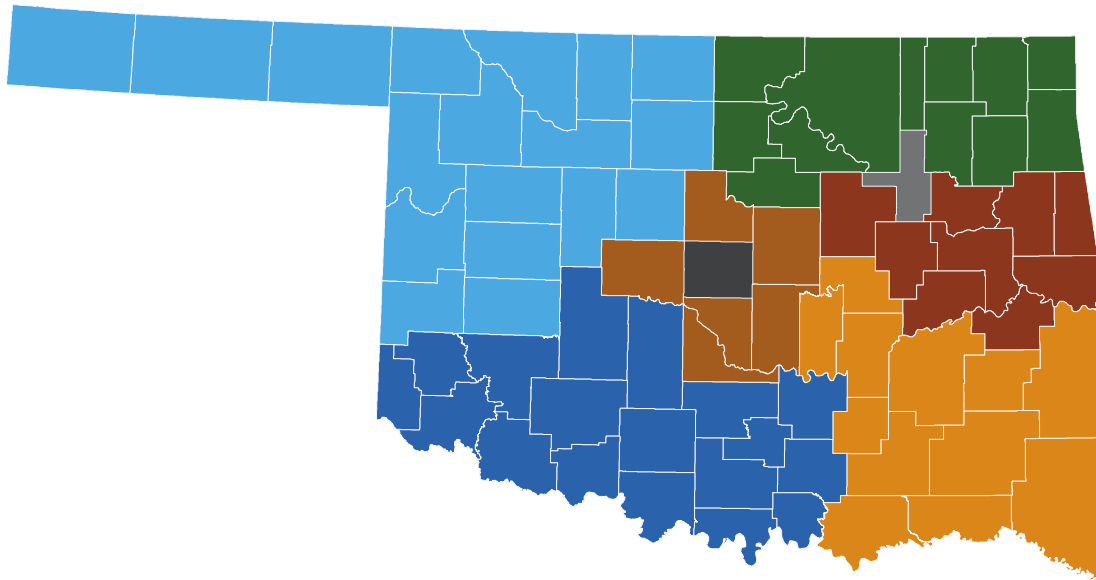
2. Counts reflect numbers as reported by Acute, Focus, Rehabilitation and Tribal facilities on the day of this report.











Hospital Status

(continued)

Current Hospitalizations for Covid-19 Cases by Region



Acute Care OSDH Licensed Facilities / Location*		Hospitalizations
		Cases
	Region 1 (NW)	62
	Region 2 (NE)	179
	Region 3 (SW)	186
	Region 4 (EC)	78
	Region 5 (SE)	81
	Region 6 (Central)	118
	Region 7 (Tulsa)	397
	Region 8 (OKC)	583
Total		1,684
Other Types of Facilities		
	Focus Facilities	85
	Rehabilitation Facilities	2
	Tribal Facilities	65
Other Facilities Total		152

Focus, Rehabilitation and Tribal Facilities numbers are not assigned to a specific region as their patient populations reside across the state. Information provided through survey of Oklahoma hospitals as reported to OSDH as of the time of this report. Response rate affects data.

Status as of midnight the date prior to this report.