



OKLAHOMA State Department of Health COVID-19 Report

December 21, 2020

The purpose of publishing aggregated statistical COVID-19 data through the OSDH Dashboard, the Executive Order Report, and the Weekly Epidemiology and Surveillance Report is to support the needs of the general public in receiving important and necessary information regarding the state of the health and safety of the citizens of Oklahoma. These resources may be used only for statistical purposes and may not be used in any way that would determine the identity of any reported cases.

Data shown are preliminary and subject to change as additional information is obtained.



COVID-19 Status

Data shown are preliminary and subject to change as additional information is obtained. Information provided through the OSDH Acute Disease Service's daily surveillance report.

Cases	
Newly Reported Cases ¹	2,596
Previous Cases	260,838
Total Cases	263,434
(Active Cases)	(36,544)

¹ **98%** of specimens were collected **December 6-19, 2020**

Deaths	
Newly Reported Deaths	6
Previous Deaths	2,212
Total Deaths	2,218

Recovered ²	
Newly Recovered	1,798
Previous Recovered	222,874
Total Recovered	224,672

² Recovered: Currently not hospitalized or deceased and 14 days after onset/report.

Testing and Hospital Status Survey

Information provided through survey of Oklahoma hospitals and laboratories as reported to OSDH as of the time of this report. Response rate affects data.

Cumulative Reported Testing Numbers ¹	
Total Positive Specimens	261,271
Total Negative Specimens	2,251,317
Total Number of Specimens Tested	2,517,012

Hospital Response Rate ²	
Bed Survey	98%
Ventilator/PPE Survey	94%

Daily Reported Testing Numbers ¹	
Number of Specimens Received	21,779
Number of Specimens Reported	12,023
Number of Specimens Currently Pending	2,723
Number of Positive Specimens Reported	2,379
Number of Negative Specimens Reported	9,440
Number of Tests on Order	108,816

Reported Hospital Status ²	
ICU Beds Available	67 of 1,018 (7%)
Medical Surgery Beds Available	864 of 5,871 (15%)
Operating Room Beds Available	445 of 690 (64%)
Pediatric Beds Available	218 of 501 (44%)
Overall hospital occupancy status (Hospital census as of previous midnight)	6,842
COVID-19 Cases Currently Hospitalized	1,759 (481 in ICU)
Persons seen in Hospital (during the 24 hr. reporting period), Self-quarantined	774
Covid-19 Collection Kit Availability	256,209

1. The totals include laboratory information provided to OSDH as of the time of the report. As a result, counts are subject to change. Total counts may not reflect unique individuals.

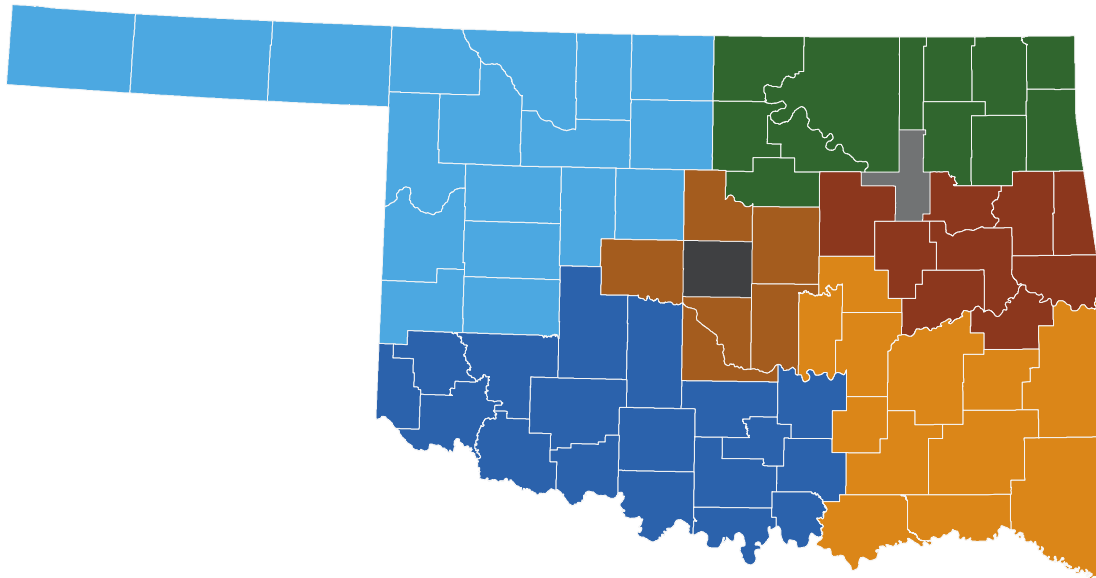
2. Counts reflect numbers as reported by Acute, Focus, Rehabilitation and Tribal facilities on the day of this report.











Hospital Status

(continued)

Current Hospitalizations for Covid-19 Cases by Region



Acute Care OSDH Licensed Facilities / Location*		Hospitalizations
		Cases
	Region 1 (NW)	67
	Region 2 (NE)	141
	Region 3 (SW)	171
	Region 4 (EC)	69
	Region 5 (SE)	77
	Region 6 (Central)	114
	Region 7 (Tulsa)	403
	Region 8 (OKC)	581
Total		1,623

Other Types of Facilities	
Focus Facilities	82
Rehabilitation Facilities	2
Tribal Facilities	52
Other Facilities Total	136

Focus, Rehabilitation and Tribal Facilities numbers are not assigned to a specific region as their patient populations reside across the state. Information provided through survey of Oklahoma hospitals as reported to OSDH as of the time of this report. Response rate affects data.

Status as of midnight the date prior to this report.