



OKLAHOMA State Department of Health COVID-19 Report

December 16, 2020

The purpose of publishing aggregated statistical COVID-19 data through the OSDH Dashboard, the Executive Order Report, and the Weekly Epidemiology and Surveillance Report is to support the needs of the general public in receiving important and necessary information regarding the state of the health and safety of the citizens of Oklahoma. These resources may be used only for statistical purposes and may not be used in any way that would determine the identity of any reported cases.

Data shown are preliminary and subject to change as additional information is obtained.



COVID-19 Status

Data shown are preliminary and subject to change as additional information is obtained. Information provided through the OSDH Acute Disease Service's daily surveillance report.

Cases	
Newly Reported Cases ¹	3,238
Previous Cases	241,991
Total Cases	245,229
(Active Cases)	(32,194)

¹ **90%** of specimens were collected **December 1-14, 2020**

Deaths	
Newly Reported Deaths	42
Previous Deaths	2,086
Total Deaths	2,128

Recovered ²	
Newly Recovered	4,011
Previous Recovered	206,896
Total Recovered	210,907

² Recovered: Currently not hospitalized or deceased and 14 days after onset/report.



Testing and Hospital Status Survey

Information provided through survey of Oklahoma hospitals and laboratories as reported to OSDH as of the time of this report. Response rate affects data.

Cumulative Reported Testing Numbers ^{*,1}	
Total Positive Specimens	244,480
Total Negative Specimens	2,158,637
Total Number of Specimens Tested	2,403,117

Hospital Response Rate ²	
Bed Survey	98%
Ventilator/PPE Survey	96%

Daily Reported Testing Numbers ^{*,1}	
Number of Specimens Received	-
Number of Specimens Reported	-
Number of Specimens Currently Pending	-
Number of Positive Specimens Reported	-
Number of Negative Specimens Reported	-
Number of Tests on Order	-

Reported Hospital Status ²	
ICU Beds Available	38 of 1,012 (4%)
Medical Surgery Beds Available	698 of 5,989 (12%)
Operating Room Beds Available	420 of 709 (59%)
Pediatric Beds Available	190 of 486 (39%)
Overall hospital occupancy status (Hospital census as of previous midnight)	7,367
COVID-19 Cases Currently Hospitalized	1,699 (481 in ICU)
Persons seen in Hospital (during the 24 hr. reporting period), Self-quarantined	946
Covid-19 Collection Kit Availability	255,095

*Due to technical issues experienced on December 16, 2020, OSDH was unable to report the new daily testing numbers. Cumulative totals reflect the totals as of December 15, 2020.

1. The totals include laboratory information provided to OSDH as of the time of the report. As a result, counts are subject to change. Total counts may not reflect unique individuals.

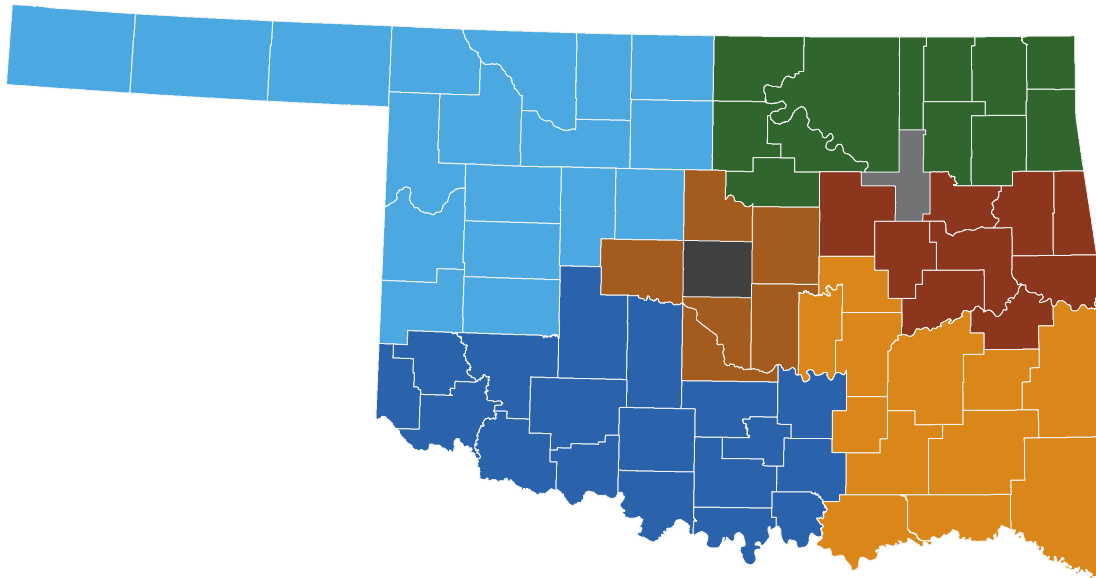
2. Counts reflect numbers as reported by Acute, Focus, Rehabilitation and Tribal facilities on the day of this report.











Hospital Status

(continued)

Current Hospitalizations for Covid-19 Cases by Region



Acute Care OSDH Licensed Facilities / Location*		Hospitalizations
		Cases
	Region 1 (NW)	72
	Region 2 (NE)	134
	Region 3 (SW)	170
	Region 4 (EC)	54
	Region 5 (SE)	67
	Region 6 (Central)	115
	Region 7 (Tulsa)	410
	Region 8 (OKC)	554
Total		1,576

Other Types of Facilities	
Focus Facilities	71
Rehabilitation Facilities	1
Tribal Facilities	51
Other Facilities Total	123

Focus, Rehabilitation and Tribal Facilities numbers are not assigned to a specific region as their patient populations reside across the state. Information provided through survey of Oklahoma hospitals as reported to OSDH as of the time of this report. Response rate affects data.

Status as of midnight the date prior to this report.