



OKLAHOMA State Department of Health COVID-19 Report

December 15, 2020

The purpose of publishing aggregated statistical COVID-19 data through the OSDH Dashboard, the Executive Order Report, and the Weekly Epidemiology and Surveillance Report is to support the needs of the general public in receiving important and necessary information regarding the state of the health and safety of the citizens of Oklahoma. These resources may be used only for statistical purposes and may not be used in any way that would determine the identity of any reported cases.

Data shown are preliminary and subject to change as additional information is obtained.



COVID-19 Status

Data shown are preliminary and subject to change as additional information is obtained. Information provided through the OSDH Acute Disease Service's daily surveillance report.

Cases	
Newly Reported Cases ¹	2,224
Previous Cases	239,767
Total Cases	241,991
(Active Cases)	(33,009)

¹ **95%** of specimens were collected **November 30-December 13, 2020**

Deaths	
Newly Reported Deaths	14
Previous Deaths	2,072
Total Deaths	2,086

Recovered ²	
Newly Recovered	2,086
Previous Recovered	202,532
Total Recovered	206,896

² Recovered: Currently not hospitalized or deceased and 14 days after onset/report.

Testing and Hospital Status Survey

Information provided through survey of Oklahoma hospitals and laboratories as reported to OSDH as of the time of this report. Response rate affects data.

Cumulative Reported Testing Numbers ¹	
Total Positive Specimens	244,480
Total Negative Specimens	2,158,637
Total Number of Specimens Tested	2,403,117

Hospital Response Rate ²	
Bed Survey	99%
Ventilator/PPE Survey	96%

Daily Reported Testing Numbers ¹	
Number of Specimens Received	34,337
Number of Specimens Reported	12,420
Number of Specimens Currently Pending	5,902
Number of Positive Specimens Reported	1,518
Number of Negative Specimens Reported	10,680
Number of Tests on Order	259,360

Reported Hospital Status ²	
ICU Beds Available	46 of 1,032 (5%)
Medical Surgery Beds Available	807 of 6,030 (13%)
Operating Room Beds Available	422 of 715 (59%)
Pediatric Beds Available	211 of 504 (42%)
Overall hospital occupancy status (Hospital census as of previous midnight)	7,199
COVID-19 Cases Currently Hospitalized	1,717 (481 in ICU)
Persons seen in Hospital (during the 24 hr. reporting period), Self-quarantined	928
Covid-19 Collection Kit Availability	259,125

1. The totals include laboratory information provided to OSDH as of the time of the report. As a result, counts are subject to change. Total counts may not reflect unique individuals.

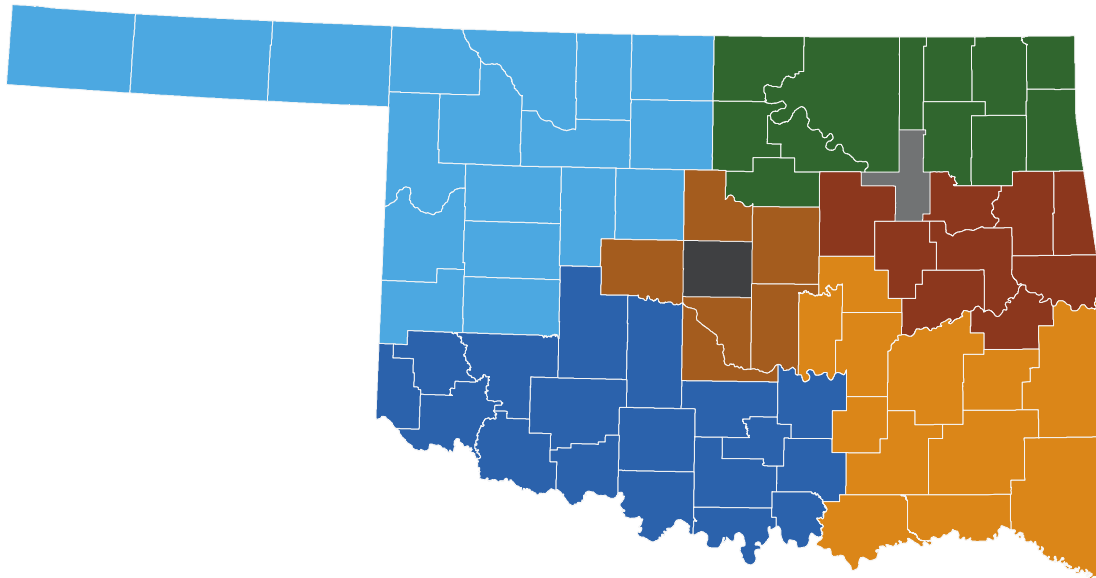
2. Counts reflect numbers as reported by Acute, Focus, Rehabilitation and Tribal facilities on the day of this report.











Hospital Status

(continued)

Current Hospitalizations for Covid-19 Cases by Region



Acute Care OSDH Licensed Facilities / Location*		Hospitalizations
		Cases
	Region 1 (NW)	88
	Region 2 (NE)	132
	Region 3 (SW)	183
	Region 4 (EC)	49
	Region 5 (SE)	61
	Region 6 (Central)	116
	Region 7 (Tulsa)	424
	Region 8 (OKC)	541
Total		1,594

Other Types of Facilities	
Focus Facilities	76
Rehabilitation Facilities	0
Tribal Facilities	47
Other Facilities Total	123

Focus, Rehabilitation and Tribal Facilities numbers are not assigned to a specific region as their patient populations reside across the state. Information provided through survey of Oklahoma hospitals as reported to OSDH as of the time of this report. Response rate affects data.

Status as of midnight the date prior to this report.