



OKLAHOMA State Department of Health COVID-19 Report

December 14, 2020

The purpose of publishing aggregated statistical COVID-19 data through the OSDH Dashboard, the Executive Order Report, and the Weekly Epidemiology and Surveillance Report is to support the needs of the general public in receiving important and necessary information regarding the state of the health and safety of the citizens of Oklahoma. These resources may be used only for statistical purposes and may not be used in any way that would determine the identity of any reported cases.

Data shown are preliminary and subject to change as additional information is obtained.



COVID-19 Status

Data shown are preliminary and subject to change as additional information is obtained. Information provided through the OSDH Acute Disease Service's daily surveillance report.

Cases	
Newly Reported Cases ¹	2,099
Previous Cases	237,668
Total Cases	239,767
(Active Cases)	(35,163)

¹ **99%** of specimens were collected **November 29-December 12, 2020**

Deaths	
Newly Reported Deaths	8
Previous Deaths	2,064
Total Deaths	2,072

Recovered ²	
Newly Recovered	2,020
Previous Recovered	200,512
Total Recovered	202,532

² Recovered: Currently not hospitalized or deceased and 14 days after onset/report.

Testing and Hospital Status Survey

Information provided through survey of Oklahoma hospitals and laboratories as reported to OSDH as of the time of this report. Response rate affects data.

Cumulative Reported Testing Numbers ¹	
Total Positive Specimens	242,962
Total Negative Specimens	2,147,957
Total Number of Specimens Tested	2,395,251

Hospital Response Rate ²	
Bed Survey	96%
Ventilator/PPE Survey	95%

Daily Reported Testing Numbers ¹	
Number of Specimens Received	21,751
Number of Specimens Reported	16,497
Number of Specimens Currently Pending	2,777
Number of Positive Specimens Reported	2,538
Number of Negative Specimens Reported	14,097
Number of Tests on Order	123,223

Reported Hospital Status ²	
ICU Beds Available	44 of 1,028 (4%)
Medical Surgery Beds Available	908 of 5,870 (16%)
Operating Room Beds Available	403 of 685 (59%)
Pediatric Beds Available	235 of 534 (44%)
Overall hospital occupancy status (Hospital census as of previous midnight)	5,959
COVID-19 Cases Currently Hospitalized	1,687 (469 in ICU)
Persons Under Investigation (PUI) in Hospital	54 (2 in ICU)
Persons seen in Hospital (during the 24 hr. reporting period), Self-quarantined	816
Covid-19 Collection Kit Availability	244,826

1. The totals include laboratory information provided to OSDH as of the time of the report. As a result, counts are subject to change. Total counts may not reflect unique individuals.

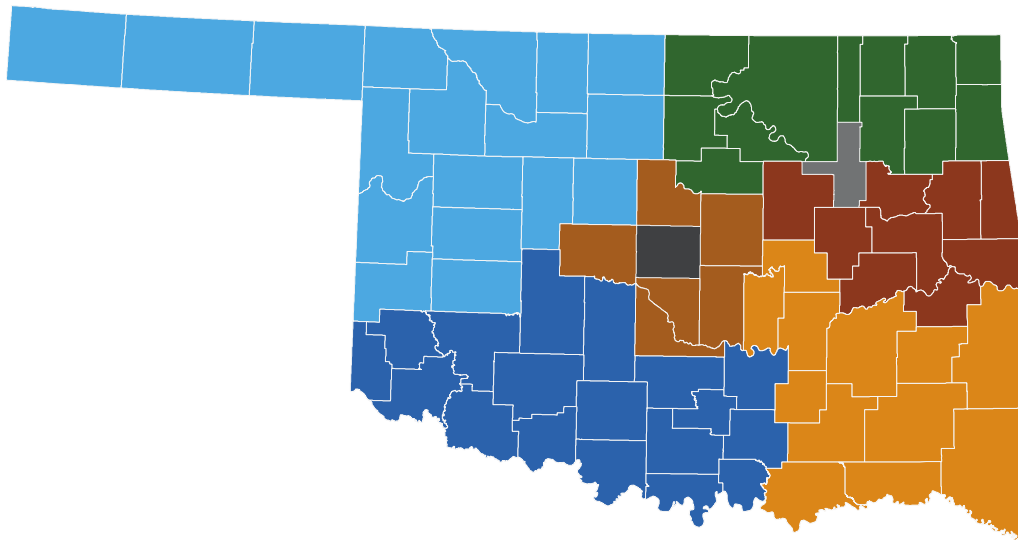
2. Counts reflect numbers as reported by Acute, Focus, Rehabilitation and Tribal facilities on the day of this report.











Hospital Status

(continued)

Current Hospitalizations for Covid-19 Cases and Persons Currently Under Investigation (PUI) by Region



Acute Care OSDH Licensed Facilities / Location*		Hospitalizations	
		Cases	PUI
	Region 1 (NW)	93	4
	Region 2 (NE)	129	6
	Region 3 (SW)	196	10
	Region 4 (EC)	52	4
	Region 5 (SE)	68	1
	Region 6 (Central)	119	3
	Region 7 (Tulsa)	405	15
	Region 8 (OKC)	521	11
Total		1,583	54

Other Types of Facilities		Cases	PUI
Focus Facilities		73	0
Rehabilitation Facilities		0	0
Tribal Facilities		31	0
Other Facilities Total		104	0

Focus, Rehabilitation and Tribal Facilities numbers are not assigned to a specific region as their patient populations reside across the state. Information provided through survey of Oklahoma hospitals as reported to OSDH as of the time of this report. Response rate affects data.

Status as of midnight the date prior to this report.