



OKLAHOMA State Department of Health COVID-19 Report

December 11, 2020

The purpose of publishing aggregated statistical COVID-19 data through the OSDH Dashboard, the Executive Order Report, and the Weekly Epidemiology and Surveillance Report is to support the needs of the general public in receiving important and necessary information regarding the state of the health and safety of the citizens of Oklahoma. These resources may be used only for statistical purposes and may not be used in any way that would determine the identity of any reported cases.

Data shown are preliminary and subject to change as additional information is obtained.



COVID-19 Status

Data shown are preliminary and subject to change as additional information is obtained. Information provided through the OSDH Acute Disease Service's daily surveillance report.

Cases	
Newly Reported Cases ¹	3,900
Previous Cases	225,453
Total Cases	229,353
(Active Cases)	(31,703)

¹ **93%** of specimens were collected **November 26-December 9, 2020**

Deaths	
Newly Reported Deaths	27
Previous Deaths	1,980
Total Deaths	2,007

Recovered ²	
Newly Recovered	1,414
Previous Recovered	194,229
Total Recovered	195,643

² Recovered: Currently not hospitalized or deceased and 14 days after onset/report.



Testing and Hospital Status Survey

Information provided through survey of Oklahoma hospitals and laboratories as reported to OSDH as of the time of this report. Response rate affects data.

Cumulative Reported Testing Numbers ¹	
Total Positive Specimens	235,774
Total Negative Specimens	2,110,479
Total Number of Specimens Tested	2,350,120

Hospital Response Rate ²	
Bed Survey	99%
Ventilator/PPE Survey	96%

Daily Reported Testing Numbers ¹	
Number of Specimens Received	42,580
Number of Specimens Reported	22,081
Number of Specimens Currently Pending	4,546
Number of Positive Specimens Reported	2,884
Number of Negative Specimens Reported	19,113
Number of Tests on Order	116,831

Reported Hospital Status ²	
ICU Beds Available	39 of 1,014 (4%)
Medical Surgery Beds Available	720 of 5,923 (12%)
Operating Room Beds Available	397 of 671 (59%)
Pediatric Beds Available	188 of 522 (36%)
Overall hospital occupancy status (Hospital census as of previous midnight)	7,769
COVID-19 Cases Currently Hospitalized	1,614 (448 in ICU)
Persons Under Investigation (PUI) in Hospital	50 (4 in ICU)
Persons seen in Hospital (during the 24 hr. reporting period), Self-quarantined	880
Covid-19 Collection Kit Availability	244,035

1. The totals include laboratory information provided to OSDH as of the time of the report. As a result, counts are subject to change. Total counts may not reflect unique individuals.

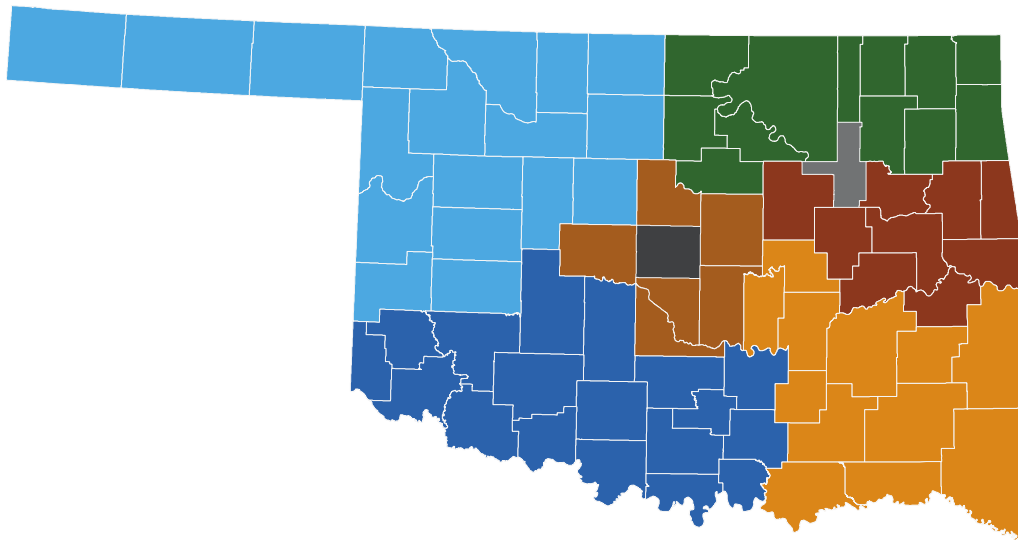
2. Counts reflect numbers as reported by Acute, Focus, Rehabilitation and Tribal facilities on the day of this report.











Hospital Status

(continued)

Current Hospitalizations for Covid-19 Cases and Persons Currently Under Investigation (PUI) by Region



Acute Care OSDH Licensed Facilities / Location*		Hospitalizations	
		Cases	PUI
	Region 1 (NW)	87	2
	Region 2 (NE)	124	7
	Region 3 (SW)	160	8
	Region 4 (EC)	49	2
	Region 5 (SE)	57	1
	Region 6 (Central)	128	4
	Region 7 (Tulsa)	373	12
	Region 8 (OKC)	516	14
Total		1,494	50

Other Types of Facilities		Cases	PUI
Focus Facilities		76	0
Rehabilitation Facilities		1	0
Tribal Facilities		43	0
Other Facilities Total		120	0

Focus, Rehabilitation and Tribal Facilities numbers are not assigned to a specific region as their patient populations reside across the state. Information provided through survey of Oklahoma hospitals as reported to OSDH as of the time of this report. Response rate affects data.

Status as of midnight the date prior to this report.