



OKLAHOMA State Department of Health COVID-19 Report

January 8, 2021

The purpose of publishing aggregated statistical COVID-19 data through the OSDH Dashboard, the Executive Order Report, and the Weekly Epidemiology and Surveillance Report is to support the needs of the general public in receiving important and necessary information regarding the state of the health and safety of the citizens of Oklahoma. These resources may be used only for statistical purposes and may not be used in any way that would determine the identity of any reported cases.

Data shown are preliminary and subject to change as additional information is obtained.



COVID-19 Status

Data shown are preliminary and subject to change as additional information is obtained. Information provided through the OSDH Acute Disease Service's daily surveillance report.

Cases	
Newly Reported Cases ¹	5,232
Previous Cases	315,354
Total Cases	320,586
(Active Cases)	(37,453)

¹ **92%** of specimens were collected **December 24, 2020 - January 6, 2021**

Deaths	
Newly Reported Deaths	31
Previous Deaths	2,672
Total Deaths	2,703

Recovered ²	
Newly Recovered	2,602
Previous Recovered	277,828
Total Recovered	280,430

² Recovered: Currently not hospitalized or deceased and 14 days after onset/report.



Testing and Hospital Status Survey

Information provided through survey of Oklahoma hospitals and laboratories as reported to OSDH as of the time of this report. Response rate affects data.

Cumulative Reported Testing Numbers ¹	
Total Positive Specimens	317,146
Total Negative Specimens	2,499,916
Total Number of Specimens Tested	2,827,122

Hospital Response Rate ²	
Bed Survey	96%
Ventilator/PPE Survey	93%

Daily Reported Testing Numbers ¹	
Number of Specimens Received	33,332
Number of Specimens Reported	28,050
Number of Specimens Currently Pending	4,745
Number of Positive Specimens Reported	4,096
Number of Negative Specimens Reported	22,588
Number of Tests on Order	250,809

Reported Hospital Status ²	
ICU Beds Available	45 of 1,042 (4%)
Medical Surgery Beds Available	580 of 5,783 (10%)
Operating Room Beds Available	435 of 678 (64%)
Pediatric Beds Available	130 of 491 (26%)
Overall hospital occupancy status (Hospital census as of previous midnight)	7,499
COVID-19 Cases Currently Hospitalized	1,926 (467 ICU)
Persons seen in Hospital (during the 24 hr. reporting period), Self-quarantined	1,050
Covid-19 Collection Kit Availability	249,126

1. The totals include laboratory information provided to OSDH as of the time of the report. As a result, counts are subject to change. Total counts may not reflect unique individuals.

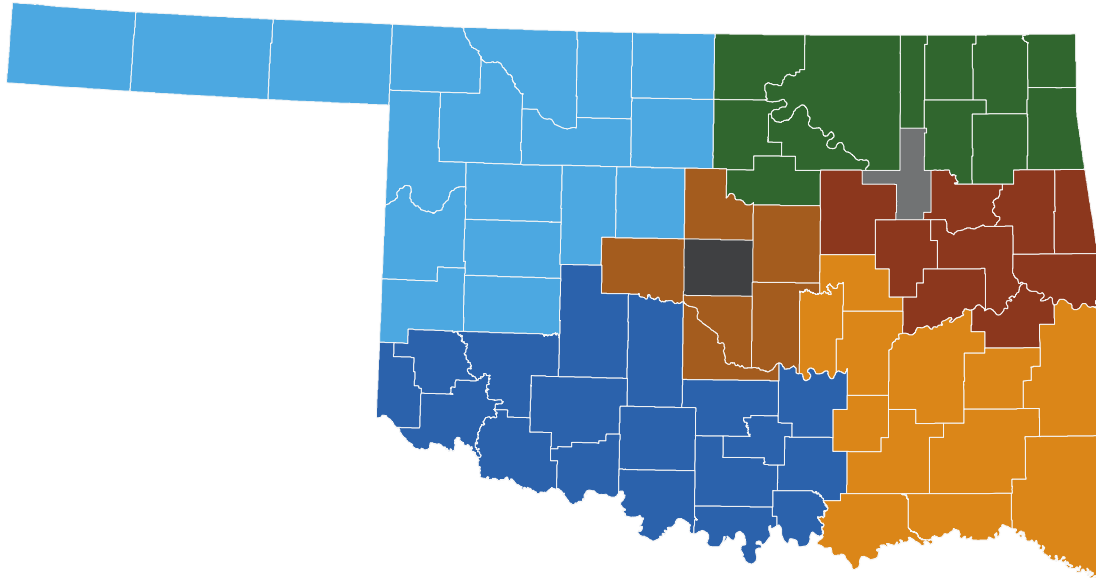
2. Counts reflect numbers as reported by Acute, Focus, Rehabilitation and Tribal facilities on the day of this report.











Hospital Status

(continued)

Current Hospitalizations for Covid-19 Cases by Region



Acute Care OSDH Licensed Facilities / Location*		Hospitalizations
		Cases
	Region 1 (NW)	65
	Region 2 (NE)	132
	Region 3 (SW)	211
	Region 4 (EC)	106
	Region 5 (SE)	93
	Region 6 (Central)	137
	Region 7 (Tulsa)	466
	Region 8 (OKC)	563
Total		1,773
Other Types of Facilities		
	Focus Facilities	110
	Rehabilitation Facilities	0
	Tribal Facilities	43
Other Facilities Total		153

Focus, Rehabilitation and Tribal Facilities numbers are not assigned to a specific region as their patient populations reside across the state. Information provided through survey of Oklahoma hospitals as reported to OSDH as of the time of this report. Response rate affects data.

Status as of midnight the date prior to this report.