



OKLAHOMA State Department of Health COVID-19 Report

January 6, 2021

The purpose of publishing aggregated statistical COVID-19 data through the OSDH Dashboard, the Executive Order Report, and the Weekly Epidemiology and Surveillance Report is to support the needs of the general public in receiving important and necessary information regarding the state of the health and safety of the citizens of Oklahoma. These resources may be used only for statistical purposes and may not be used in any way that would determine the identity of any reported cases.

Data shown are preliminary and subject to change as additional information is obtained.



COVID-19 Status

Data shown are preliminary and subject to change as additional information is obtained. Information provided through the OSDH Acute Disease Service's daily surveillance report.

Cases	
Newly Reported Cases ¹	3,305
Previous Cases	308,268
Total Cases	311,573
(Active Cases)	(34,283)

¹ 93% of specimens were collected **December 22, 2020 - January 4, 2021**

Deaths	
Newly Reported Deaths	62
Previous Deaths	2,571
Total Deaths	2,633

Recovered ²	
Newly Recovered	2,964
Previous Recovered	271,693
Total Recovered	274,657

² Recovered: Currently not hospitalized or deceased and 14 days after onset/report.



Testing and Hospital Status Survey

Information provided through survey of Oklahoma hospitals and laboratories as reported to OSDH as of the time of this report. Response rate affects data.

Cumulative Reported Testing Numbers ¹	
Total Positive Specimens	309,980
Total Negative Specimens	2,462,941
Total Number of Specimens Tested	2,779,745

Hospital Response Rate ²	
Bed Survey	97%
Ventilator/PPE Survey	93%

Daily Reported Testing Numbers ¹	
Number of Specimens Received	23,849
Number of Specimens Reported	20,623
Number of Specimens Currently Pending	5,744
Number of Positive Specimens Reported	3,520
Number of Negative Specimens Reported	15,591
Number of Tests on Order	265,395

Reported Hospital Status ²	
ICU Beds Available	46 of 1,037 (4%)
Medical Surgery Beds Available	568 of 6,034 (9%)
Operating Room Beds Available	421 of 703 (60%)
Pediatric Beds Available	159 of 510 (31%)
Overall hospital occupancy status (Hospital census as of previous midnight)	6,663
COVID-19 Cases Currently Hospitalized	1,987 (489 ICU)
Persons seen in Hospital (during the 24 hr. reporting period), Self-quarantined	986
Covid-19 Collection Kit Availability	240,446

1. The totals include laboratory information provided to OSDH as of the time of the report. As a result, counts are subject to change. Total counts may not reflect unique individuals.

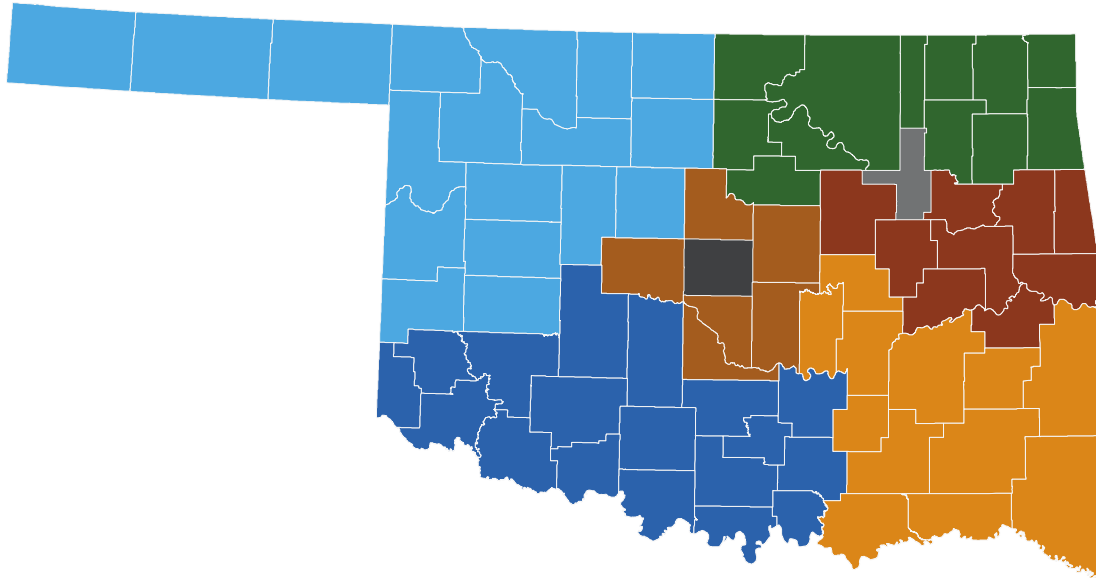
2. Counts reflect numbers as reported by Acute, Focus, Rehabilitation and Tribal facilities on the day of this report.











Hospital Status

(continued)

Current Hospitalizations for Covid-19 Cases by Region



Acute Care OSDH Licensed Facilities / Location*		Hospitalizations
		Cases
	Region 1 (NW)	61
	Region 2 (NE)	133
	Region 3 (SW)	223
	Region 4 (EC)	108
	Region 5 (SE)	97
	Region 6 (Central)	138
	Region 7 (Tulsa)	456
	Region 8 (OKC)	579
Total		1,795
Other Types of Facilities		
	Focus Facilities	111
	Rehabilitation Facilities	1
	Tribal Facilities	80
Other Facilities Total		192

Focus, Rehabilitation and Tribal Facilities numbers are not assigned to a specific region as their patient populations reside across the state. Information provided through survey of Oklahoma hospitals as reported to OSDH as of the time of this report. Response rate affects data.

Status as of midnight the date prior to this report.