



OKLAHOMA State Department of Health COVID-19 Report

January 27, 2021

The purpose of publishing aggregated statistical COVID-19 data through the OSDH Dashboard, the Executive Order Report, and the Weekly Epidemiology and Surveillance Report is to support the needs of the general public in receiving important and necessary information regarding the state of the health and safety of the citizens of Oklahoma. These resources may be used only for statistical purposes and may not be used in any way that would determine the identity of any reported cases.

Data shown are preliminary and subject to change as additional information is obtained.



COVID-19 Status

Data shown are preliminary and subject to change as additional information is obtained. Information provided through the OSDH Acute Disease Service's daily surveillance report.

Cases	
Newly Reported Cases ¹	2,686
Previous Cases	376,424
Total Cases	379,110
(Active Cases)	(29,855)

¹ 90% of specimens were collected **January 12 - January 25, 2021**

Deaths	
Newly Reported Deaths	65
Previous Deaths	3,323
Total Deaths	3,388

Recovered ²	
Newly Recovered	3,170
Previous Recovered	342,697
Total Recovered	345,867

² Recovered: Currently not hospitalized or deceased and 14 days after onset/report.



Testing and Hospital Status Survey

Information provided through survey of Oklahoma hospitals and laboratories as reported to OSDH as of the time of this report. Response rate affects data.

Cumulative Reported Testing Numbers ¹	
Total Positive Specimens	354,444
Total Negative Specimens	2,750,480
Total Number of Specimens Tested	3,114,290

Hospital Response Rate ²	
Bed Survey	97%
Ventilator/PPE Survey	97%

Daily Reported Testing Numbers ¹	
Number of Specimens Received	19,394
Number of Specimens Reported	18,273
Number of Specimens Currently Pending	4,596
Number of Positive Specimens Reported	2,785
Number of Negative Specimens Reported	14,393
Number of Tests on Order	306,738

Reported Hospital Status ²	
ICU Beds Available	26 of 914 (3%)
Medical Surgery Beds Available	564 of 4,871 (12%)
Operating Room Beds Available	361 of 563 (64%)
Pediatric Beds Available	124 of 327 (38%)
Overall hospital occupancy status (Hospital census as of previous midnight)	6,281
COVID-19 Cases Currently Hospitalized	1,250 (341 ICU)
Persons seen in Hospital (during the 24 hr. reporting period), Self-quarantined	786
Covid-19 Collection Kit Availability	190,844

1. The totals include laboratory information provided to OSDH as of the time of the report. As a result, counts are subject to change. Total counts may not reflect unique individuals.

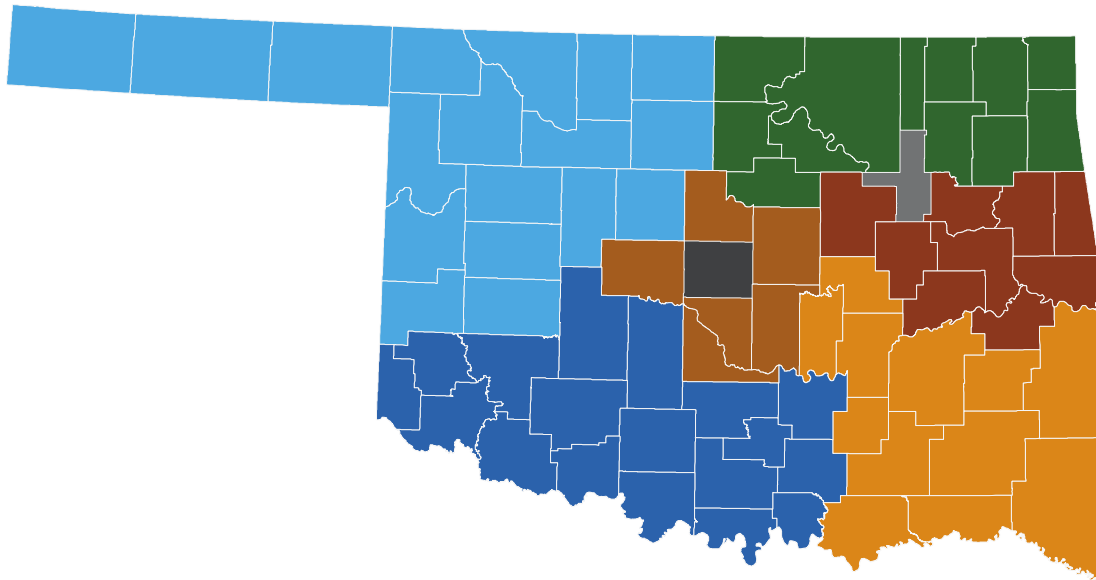
2. Counts reflect numbers as reported by Acute Care Hospitals Licensed by OSDH on the day of this report.











Hospital Status

(continued)

Current Hospitalizations for Covid-19 Cases by Region



Acute Care OSDH Licensed Facilities / Location*		Hospitalizations
		Cases (ICU)
	Region 1 (NW)	49 (13)
	Region 2 (NE)	71 (21)
	Region 3 (SW)	144 (34)
	Region 4 (EC)	49 (15)
	Region 5 (SE)	64 (13)
	Region 6 (Central)	79 (24)
	Region 7 (Tulsa)	323 (85)
	Region 8 (OKC)	471 (136)
Total		1,250 (341)
Other Types of Facilities		
	Focus Facilities	74 (20)
	Rehabilitation Facilities	2 (0)
	Tribal Facilities	49 (10)
Other Facilities Total		125 (30)

Focus, Rehabilitation and Tribal Facilities numbers are not assigned to a specific region as their patient populations reside across the state. Information provided through survey of Oklahoma hospitals as reported to OSDH as of the time of this report. Response rate affects data.

Status as of midnight the date prior to this report.