



OKLAHOMA State Department of Health COVID-19 Report

January 26, 2021

The purpose of publishing aggregated statistical COVID-19 data through the OSDH Dashboard, the Executive Order Report, and the Weekly Epidemiology and Surveillance Report is to support the needs of the general public in receiving important and necessary information regarding the state of the health and safety of the citizens of Oklahoma. These resources may be used only for statistical purposes and may not be used in any way that would determine the identity of any reported cases.

Data shown are preliminary and subject to change as additional information is obtained.



COVID-19 Status

Data shown are preliminary and subject to change as additional information is obtained. Information provided through the OSDH Acute Disease Service's daily surveillance report.

Cases	
Newly Reported Cases ¹	1,571
Previous Cases	374,853
Total Cases	376,424
(Active Cases)	(30,404)

¹ 89% of specimens were collected **January 11 - January 24, 2021**

Deaths	
Newly Reported Deaths	30
Previous Deaths	3,293
Total Deaths	3,323

Recovered ²	
Newly Recovered	3,683
Previous Recovered	339,014
Total Recovered	342,697

² Recovered: Currently not hospitalized or deceased and 14 days after onset/report.



Testing and Hospital Status Survey

Information provided through survey of Oklahoma hospitals and laboratories as reported to OSDH as of the time of this report. Response rate affects data.

Cumulative Reported Testing Numbers ¹	
Total Positive Specimens	351,659
Total Negative Specimens	2,736,087
Total Number of Specimens Tested	3,096,017

Hospital Response Rate ²	
Bed Survey	99%
Ventilator/PPE Survey	98%

Daily Reported Testing Numbers ¹	
Number of Specimens Received	27,944
Number of Specimens Reported	22,115
Number of Specimens Currently Pending	4,563
Number of Positive Specimens Reported	2,111
Number of Negative Specimens Reported	19,379
Number of Tests on Order	178,898

Reported Hospital Status ²	
ICU Beds Available	23 of 915 (3%)
Medical Surgery Beds Available	603 of 4,907 (12%)
Operating Room Beds Available	349 of 569 (61%)
Pediatric Beds Available	128 of 333 (38%)
Overall hospital occupancy status (Hospital census as of previous midnight)	6,100
COVID-19 Cases Currently Hospitalized	1,322 (368 ICU)
Persons seen in Hospital (during the 24 hr. reporting period), Self-quarantined	852
Covid-19 Collection Kit Availability	197,496

1. The totals include laboratory information provided to OSDH as of the time of the report. As a result, counts are subject to change. Total counts may not reflect unique individuals.

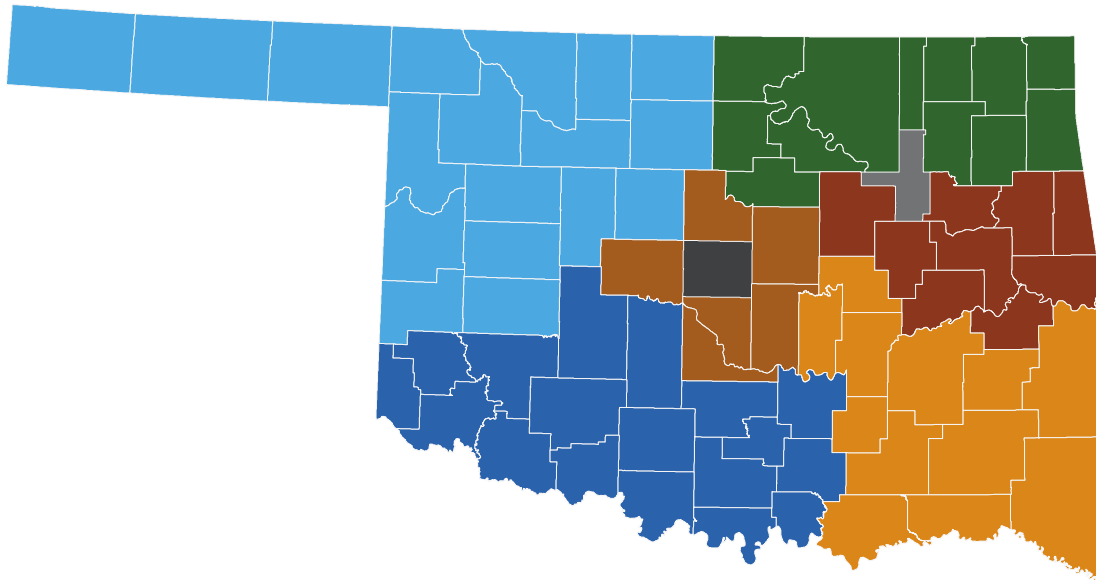
2. Counts reflect numbers as reported by Acute Care Hospitals Licensed by OSDH on the day of this report.











Hospital Status

(continued)

Current Hospitalizations for Covid-19 Cases by Region



Acute Care OSDH Licensed Facilities / Location*		Hospitalizations
		Cases
	Region 1 (NW)	56
	Region 2 (NE)	72
	Region 3 (SW)	157
	Region 4 (EC)	57
	Region 5 (SE)	68
	Region 6 (Central)	85
	Region 7 (Tulsa)	330
	Region 8 (OKC)	497
Total		1,322

Other Types of Facilities	
Focus Facilities	79
Rehabilitation Facilities	3
Tribal Facilities	50
Other Facilities Total	132

Focus, Rehabilitation and Tribal Facilities numbers are not assigned to a specific region as their patient populations reside across the state. Information provided through survey of Oklahoma hospitals as reported to OSDH as of the time of this report. Response rate affects data.

Status as of midnight the date prior to this report.