



OKLAHOMA State Department of Health COVID-19 Report

January 22, 2021

The purpose of publishing aggregated statistical COVID-19 data through the OSDH Dashboard, the Executive Order Report, and the Weekly Epidemiology and Surveillance Report is to support the needs of the general public in receiving important and necessary information regarding the state of the health and safety of the citizens of Oklahoma. These resources may be used only for statistical purposes and may not be used in any way that would determine the identity of any reported cases.

Data shown are preliminary and subject to change as additional information is obtained.



COVID-19 Status

Data shown are preliminary and subject to change as additional information is obtained. Information provided through the OSDH Acute Disease Service's daily surveillance report.

Cases	
Newly Reported Cases ¹	2,946
Previous Cases	363,046
Total Cases	365,992
(Active Cases)	(32,327)

¹ 91% of specimens were collected **January 7 - January 20, 2021**

Deaths	
Newly Reported Deaths	47
Previous Deaths	3,140
Total Deaths	3,187

Recovered ²	
Newly Recovered	3,343
Previous Recovered	327,135
Total Recovered	330,478

² Recovered: Currently not hospitalized or deceased and 14 days after onset/report.



Testing and Hospital Status Survey

Information provided through survey of Oklahoma hospitals and laboratories as reported to OSDH as of the time of this report. Response rate affects data.

Cumulative Reported Testing Numbers ¹	
Total Positive Specimens	345,733
Total Negative Specimens	2,690,714
Total Number of Specimens Tested	3,045,125

Hospital Response Rate ²	
Bed Survey	96%
Ventilator/PPE Survey	94%

Daily Reported Testing Numbers ¹	
Number of Specimens Received	26,902
Number of Specimens Reported	19,132
Number of Specimens Currently Pending	3,732
Number of Positive Specimens Reported	2,117
Number of Negative Specimens Reported	16,353
Number of Tests on Order	275,086

Reported Hospital Status ²	
ICU Beds Available	55 of 1,014 (5%)
Medical Surgery Beds Available	882 of 5,566 (16%)
Operating Room Beds Available	426 of 676 (63%)
Pediatric Beds Available	149 of 489 (30%)
Overall hospital occupancy status (Hospital census as of previous midnight)	7,336
COVID-19 Cases Currently Hospitalized	1,595 (433 ICU)
Persons seen in Hospital (during the 24 hr. reporting period), Self-quarantined	944
Covid-19 Collection Kit Availability	264,758

1. The totals include laboratory information provided to OSDH as of the time of the report. As a result, counts are subject to change. Total counts may not reflect unique individuals.

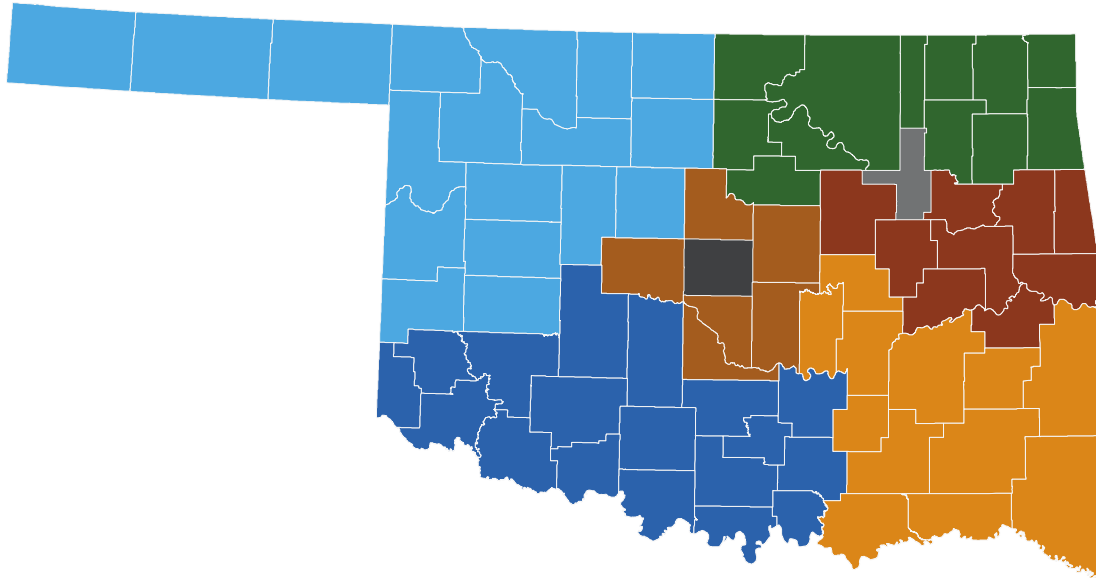
2. Counts reflect numbers as reported by Acute, Focus, Rehabilitation and Tribal facilities on the day of this report.











Hospital Status

(continued)

Current Hospitalizations for Covid-19 Cases by Region



Acute Care OSDH Licensed Facilities / Location*		Hospitalizations
		Cases
	Region 1 (NW)	52
	Region 2 (NE)	100
	Region 3 (SW)	178
	Region 4 (EC)	60
	Region 5 (SE)	88
	Region 6 (Central)	110
	Region 7 (Tulsa)	342
	Region 8 (OKC)	529
Total		1,459
Other Types of Facilities		
	Focus Facilities	83
	Rehabilitation Facilities	2
	Tribal Facilities	51
Other Facilities Total		136

Focus, Rehabilitation and Tribal Facilities numbers are not assigned to a specific region as their patient populations reside across the state. Information provided through survey of Oklahoma hospitals as reported to OSDH as of the time of this report. Response rate affects data.

Status as of midnight the date prior to this report.