



OKLAHOMA State Department of Health COVID-19 Report

January 13, 2021

The purpose of publishing aggregated statistical COVID-19 data through the OSDH Dashboard, the Executive Order Report, and the Weekly Epidemiology and Surveillance Report is to support the needs of the general public in receiving important and necessary information regarding the state of the health and safety of the citizens of Oklahoma. These resources may be used only for statistical purposes and may not be used in any way that would determine the identity of any reported cases.

Data shown are preliminary and subject to change as additional information is obtained.



COVID-19 Status

Data shown are preliminary and subject to change as additional information is obtained. Information provided through the OSDH Acute Disease Service's daily surveillance report.

Cases	
Newly Reported Cases ¹	3,907
Previous Cases	337,457
Total Cases	341,364
(Active Cases)	(39,141)

¹ 93% of specimens were collected **December 29, 2020 - January 11, 2021**

Deaths	
Newly Reported Deaths	44
Previous Deaths	2,804
Total Deaths	2,848

Recovered ²	
Newly Recovered	4,746
Previous Recovered	294,629
Total Recovered	299,375

² Recovered: Currently not hospitalized or deceased and 14 days after onset/report.



Testing and Hospital Status Survey

Information provided through survey of Oklahoma hospitals and laboratories as reported to OSDH as of the time of this report. Response rate affects data.

Cumulative Reported Testing Numbers ¹	
Total Positive Specimens	327,292
Total Negative Specimens	2,563,861
Total Number of Specimens Tested	2,898,461

Hospital Response Rate ²	
Bed Survey	91%
Ventilator/PPE Survey	90%

Daily Reported Testing Numbers ¹	
Number of Specimens Received	22,961
Number of Specimens Reported	17,359
Number of Specimens Currently Pending	5,573
Number of Positive Specimens Reported	1,357
Number of Negative Specimens Reported	15,835
Number of Tests on Order	260,099

Reported Hospital Status ²	
ICU Beds Available	51 of 1,061 (5%)
Medical Surgery Beds Available	659 of 5,771 (11%)
Operating Room Beds Available	414 of 656 (63%)
Pediatric Beds Available	153 of 487 (31%)
Overall hospital occupancy status (Hospital census as of previous midnight)	7,233
COVID-19 Cases Currently Hospitalized	1,844 (474 ICU)
Persons seen in Hospital (during the 24 hr. reporting period), Self-quarantined	929
Covid-19 Collection Kit Availability	251,503

1. The totals include laboratory information provided to OSDH as of the time of the report. As a result, counts are subject to change. Total counts may not reflect unique individuals.

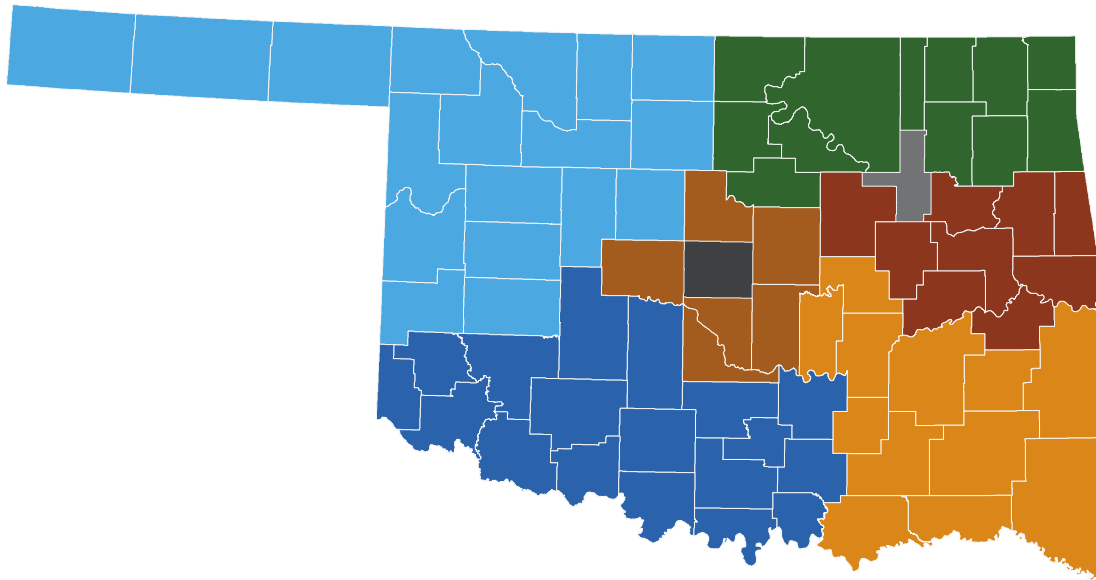
2. Counts reflect numbers as reported by Acute, Focus, Rehabilitation and Tribal facilities on the day of this report.











Hospital Status

(continued)

Current Hospitalizations for Covid-19 Cases by Region



Acute Care OSDH Licensed Facilities / Location*		Hospitalizations
		Cases
	Region 1 (NW)	82
	Region 2 (NE)	107
	Region 3 (SW)	223
	Region 4 (EC)	87
	Region 5 (SE)	83
	Region 6 (Central)	115
	Region 7 (Tulsa)	435
	Region 8 (OKC)	542
Total		1,674
Other Types of Facilities		
	Focus Facilities	102
	Rehabilitation Facilities	1
	Tribal Facilities	67
Other Facilities Total		170

Focus, Rehabilitation and Tribal Facilities numbers are not assigned to a specific region as their patient populations reside across the state. Information provided through survey of Oklahoma hospitals as reported to OSDH as of the time of this report. Response rate affects data.

Status as of midnight the date prior to this report.