



OKLAHOMA State Department of Health COVID-19 Report

November 12, 2020

The purpose of publishing aggregated statistical COVID-19 data through the OSDH Dashboard, the Executive Order Report, and the Weekly Epidemiology and Surveillance Report is to support the needs of the general public in receiving important and necessary information regarding the state of the health and safety of the citizens of Oklahoma. These resources may be used only for statistical purposes and may not be used in any way that would determine the identity of any reported cases.

Data shown are preliminary and subject to change as additional information is obtained.



COVID-19 Status

Data shown are preliminary and subject to change as additional information is obtained. Information provided through the OSDH Acute Disease Service's daily surveillance report.

Cases	
Newly Reported Cases ¹	2,357
Previous Cases	142,334
Total Cases	144,691
(Active Cases)	(22,784)

¹ 97% of specimens were collected **October 28 - November 10, 2020**

Deaths	
Newly Reported Deaths	11
Previous Deaths	1,470
Total Deaths	1,481

Recovered ²	
Newly Recovered	1,282
Previous Recovered	119,144
Total Recovered	120,426

² Recovered: Currently not hospitalized or deceased and 14 days after onset/report.

Testing and Hospital Status

Information provided through survey of Oklahoma hospitals and laboratories as reported to OSDH as of the time of this report. Response rate affects data.

Cumulative Reported Testing Numbers*	
Total Positive Specimens	156,722
Total Negative Specimens	1,643,665
Total Number of Specimens Tested	1,803,710

Hospital Response Rate	
Bed Survey	98%
Ventilator/PPE Survey	95%

Daily Reported Testing Numbers*	
Number of Specimens Received	24,078
Number of Specimens Reported	26,745
Number of Specimens Currently Pending	6,434
Number of Positive Specimens Reported	2,680
Number of Negative Specimens Reported	18,418
Number of Tests on Order	102,588

Reported Hospital Status	
ICU Beds Available	64 of 962 (7%)
Medical Surgery Beds Available	723 of 6,157 (12%)
Operating Room Beds Available	441 of 703 (63%)
Pediatric Beds Available	197 of 540 (36%)
Overall hospital occupancy status (Hospital census as of previous midnight)	7,578
COVID-19 Cases Currently Hospitalized	1,202 (345 in ICU)
Persons Under Investigation (PUI) in Hospital	77 (5 in ICU)
Persons seen in Hospital (during the 24 hr. reporting period), Self-quarantined	1,131
Covid-19 Collection Kit Availability	250,696

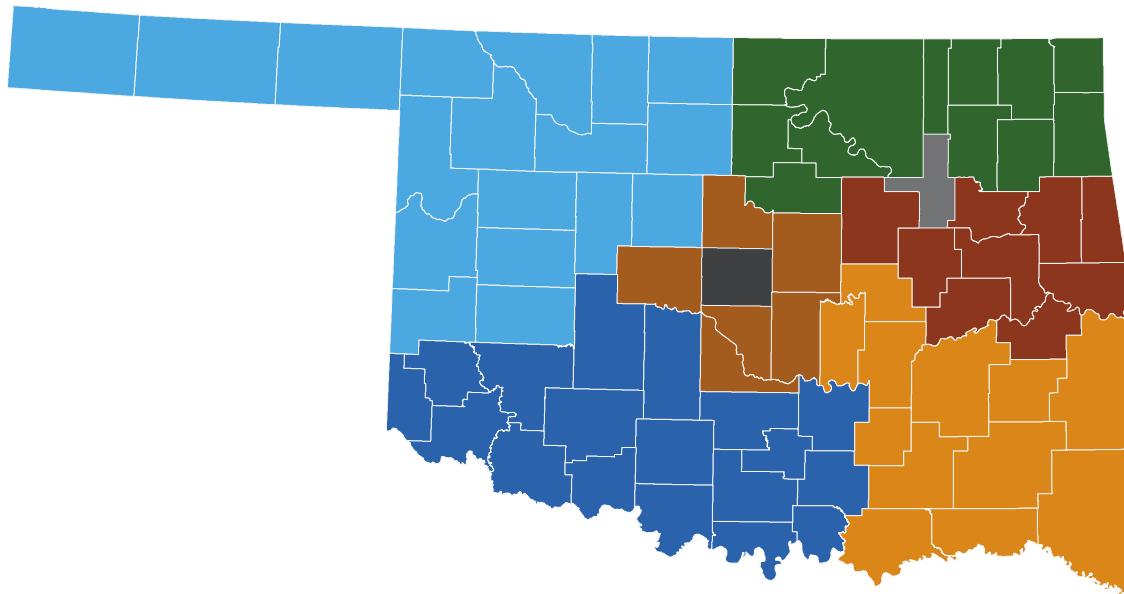
*Total counts may not reflect unique individuals. The totals include laboratory information provided to OSDH as of the time of the report. As a result, counts are subject to change. Total counts may not reflect unique individuals.











Hospital Status

(continued)

Current Hospitalizations for Covid-19 Cases and Persons Currently Under Investigation (PUI) by Region



Acute Care OSDH Licensed Facilities / Location*		Hospitalizations	
		Cases	PUI
	Region 1 (NW)	70	5
	Region 2 (NE)	70	9
	Region 3 (SW)	132	14
	Region 4 (EC)	53	4
	Region 5 (SE)	49	5
	Region 6 (Central)	77	17
	Region 7 (Tulsa)	279	15
	Region 8 (OKC)	378	7
Other Types of Facilities			
	Focus Facilities	44	0
	Rehabilitation Facilities	5	0
	Tribal Facilities	45	1

Focus, Rehabilitation and Tribal Facilities numbers are not assigned to a specific region as their patient populations reside across the state. Information provided through survey of Oklahoma hospitals as reported to OSDH as of the time of this report. Response rate affects data.