

Manufacturing in Oklahoma

Oklahoma Department of CareerTech



1500 W. 7th Ave.
Stillwater, OK 74074

This report can be customized for your district – contact us for more information

Tracy Boyington

tracy.boyington@careertech.ok.gov

405.743.5516

<https://oklahoma.gov/careertech/educators/resource-center/economic-workforce-data.html>

Contents

What is Lightcast Data?	1
Report Parameters	2
Workforce Map	3
Executive Summary	4
Supply (Jobs)	5
Demographic Details	7
Demand	9
What skills are they posting for?	20

What is Lightcast Data?

Lightcast data is a hybrid dataset derived from official government sources such as the US Census Bureau, Bureau of Economic Analysis, and Bureau of Labor Statistics. Leveraging the unique strengths of each source, our data modeling team creates an authoritative dataset that captures more than 99% of all workers in the United States. This core offering is then enriched with data from online social profiles, resumés, and job postings to give you a complete view of the workforce.

Lightcast data is frequently cited in major publications such as *The Atlantic*, *Forbes*, *Harvard Business Review*, *The New York Times*, *The Wall Street Journal*, and *USA Today*.



Report Parameters

1 Industry

31 Manufacturing

1 State

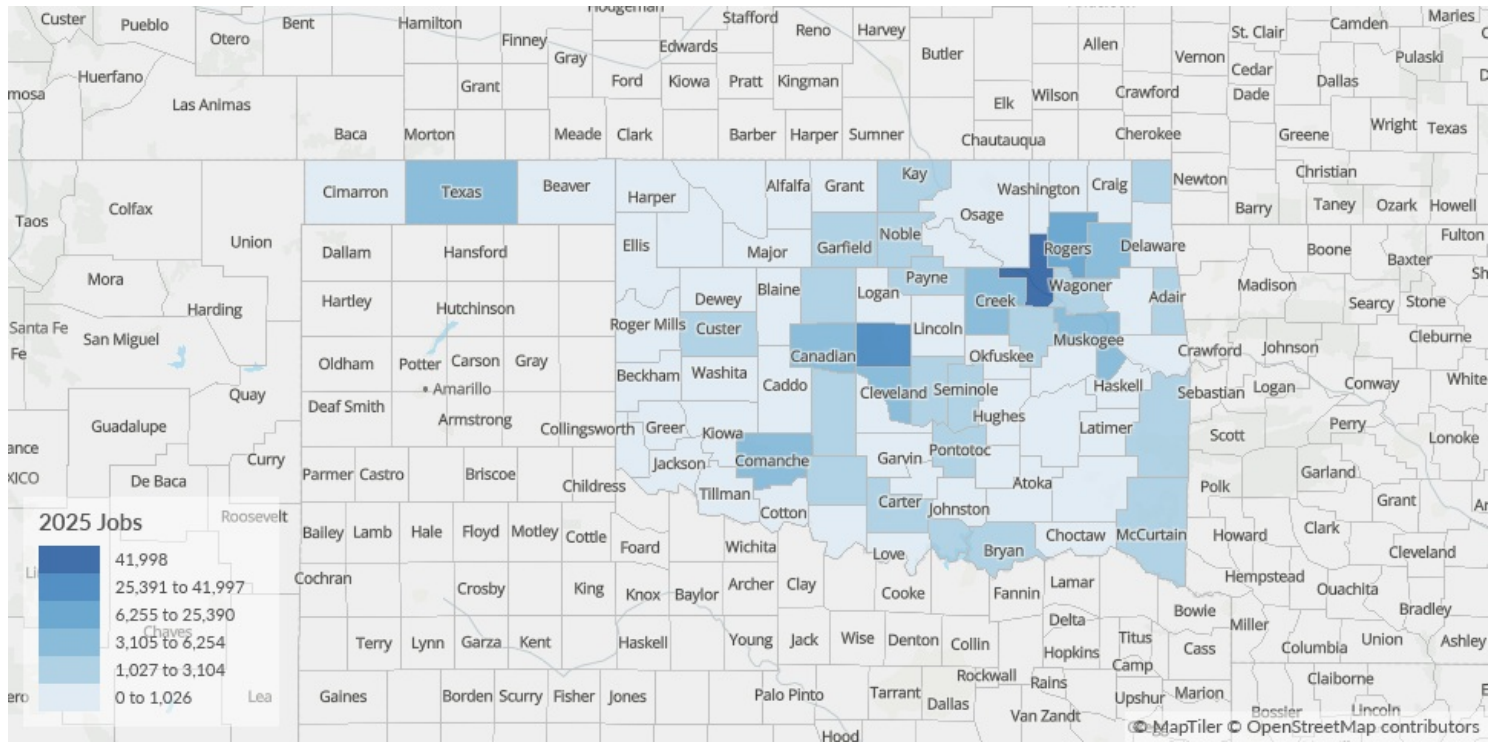
40 Oklahoma

Class of Worker

QCEW Employees, Non-QCEW Employees, and Self-Employed

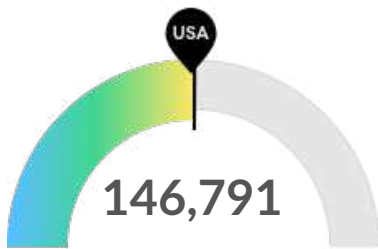
The information in this report pertains to the chosen industry and geographical area.

Workforce Map



Executive Summary

Light Hiring Competition Over an Average Supply of Regional Talent



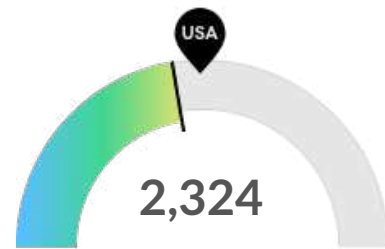
Supply (Jobs)

Oklahoma is about average for this kind of talent. The national average for an area this size is 145,704* employees, while there are 146,791 here.



Earnings Per Job

Earnings per job are below the national average. Earnings per jobs is the total industry earnings divided by the number of jobs in the industry.



Demand (Job Postings)

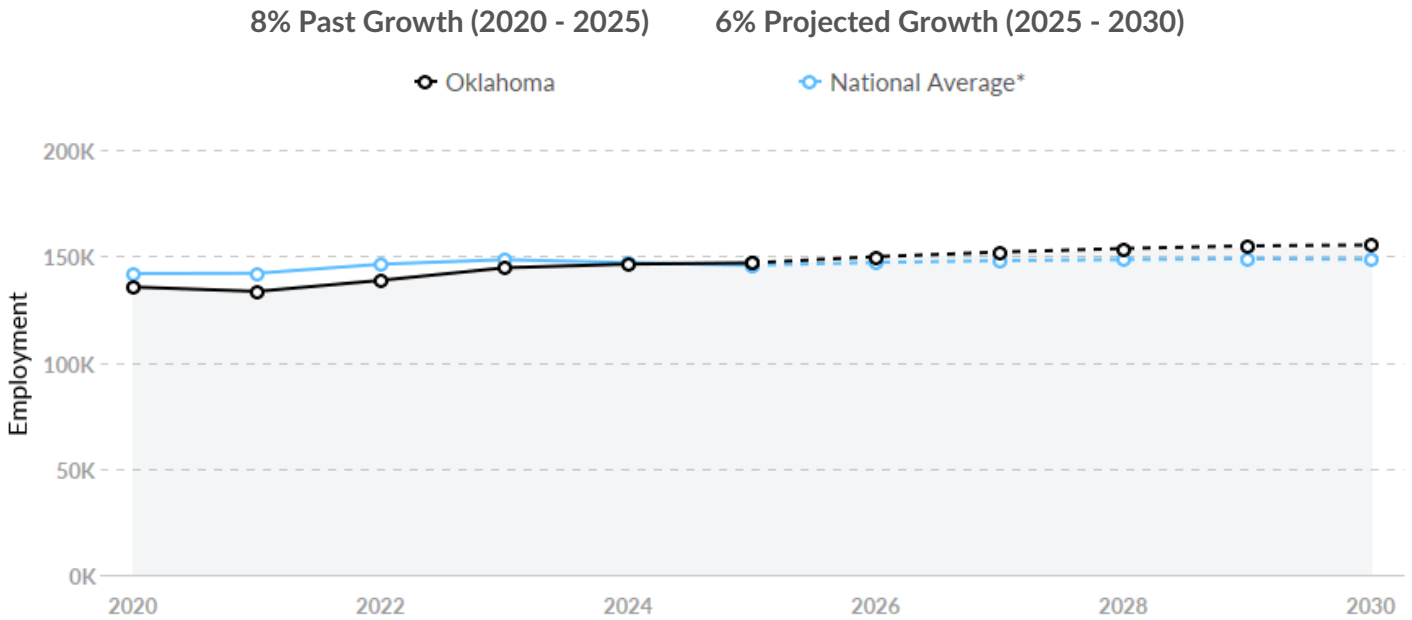
Competition from online job postings is low in Oklahoma. The national average for an area this size is 2,708* job postings/mo, while there are 2,324 here.

*National average values are derived by taking the national value for Manufacturing and scaling it down to account for the difference in overall workforce size between the nation and Oklahoma. In other words, the values represent the national average adjusted for region size.

Supply (Jobs)

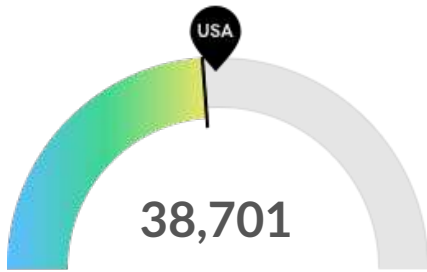
Supply Is About Equal to the National Average

The regional vs. national average employment helps you understand if the supply of Manufacturing is a strength or weakness for Oklahoma, and how it is changing relative to the nation. An average area of this size would have 145,704* employees, while there are 146,791 here. The gap between expected and actual employment is expected to increase over the next 5 years.



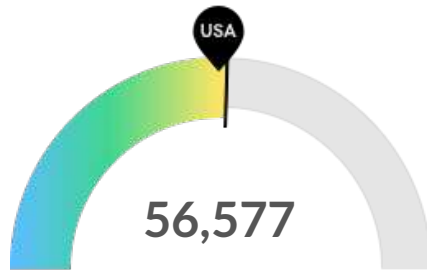
*National average values are derived by taking the national value for Manufacturing and scaling it down to account for the difference in overall workforce size between the nation and Oklahoma. In other words, the values represent the national average adjusted for region size.

Retirement Risk Is About Average, While Overall Diversity Is About Average



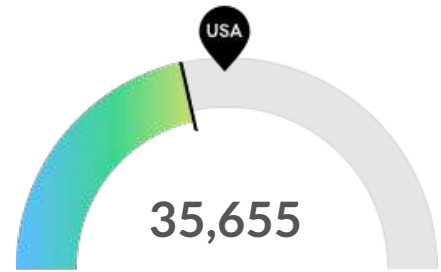
Retiring Soon

Retirement risk is about average in Oklahoma. The national average for an area this size is 41,386* employees 55 or older, while there are 38,701 here.



Racial Diversity

Racial diversity is about average in Oklahoma. The national average for an area this size is 54,943* racially diverse employees, while there are 56,577 here.



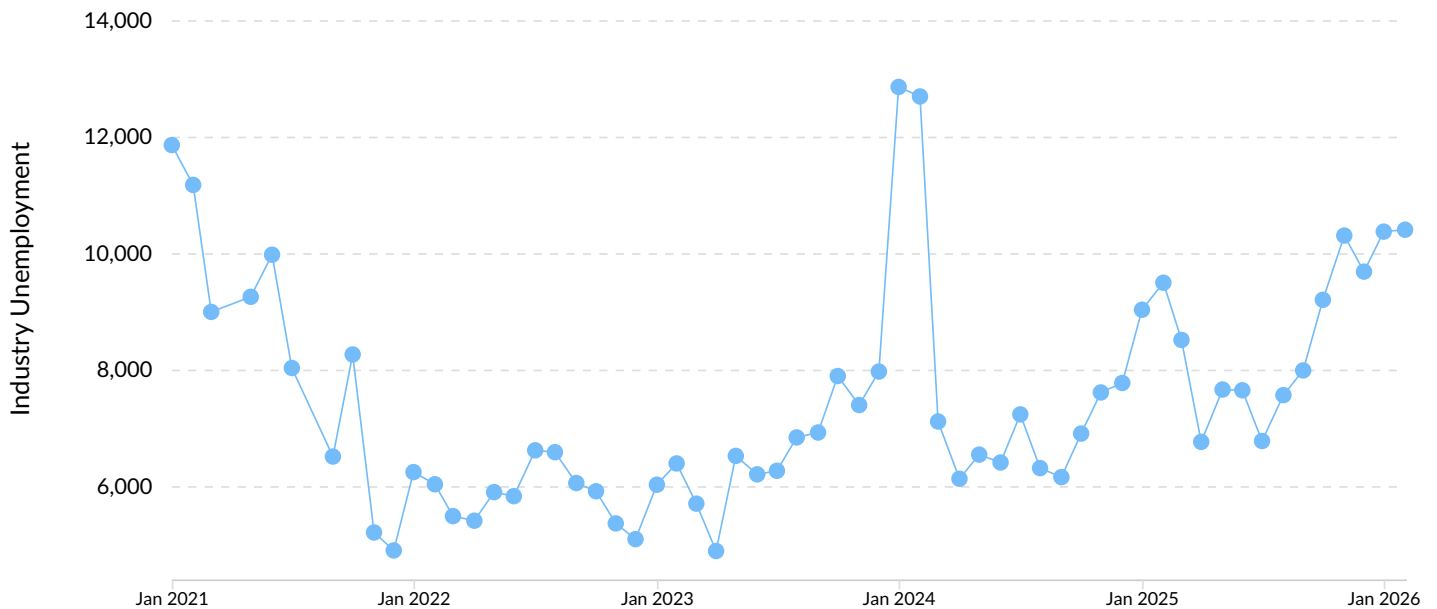
Gender Diversity

Gender diversity is low in Oklahoma. The national average for an area this size is 43,950* female employees, while there are 35,655 here.

*National average values are derived by taking the national value for Manufacturing and scaling it down to account for the difference in overall workforce size between the nation and Oklahoma. In other words, the values represent the national average adjusted for region size.

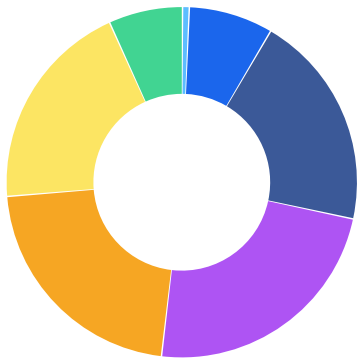
Unemployment Rate Trends

Unemployment shown at the 2-digit sector level.



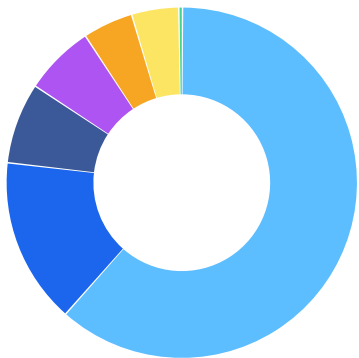
Demographic Details

Industry Age Breakdown



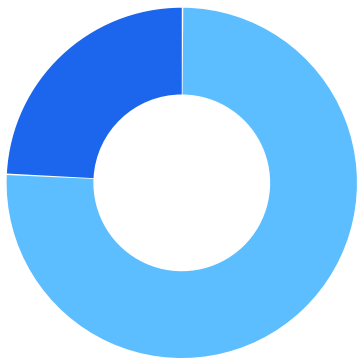
	% of Jobs	Jobs
14-18	0.6%	912
19-24	7.8%	11,412
25-34	19.9%	29,204
35-44	23.5%	34,481
45-54	21.9%	32,082
55-64	19.5%	28,680
65+	6.8%	10,021

Industry Race/Ethnicity Breakdown



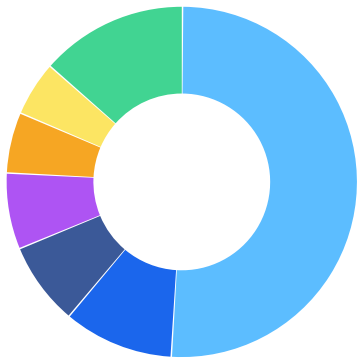
	% of Jobs	Jobs
White	61.5%	90,214
Hispanic or Latino	15.3%	22,448
Black or African American	7.5%	10,946
American Indian or Alaska Native	6.5%	9,502
Asian	4.6%	6,799
Two or More Races	4.3%	6,379
Native Hawaiian or Other Pacific Islander	0.3%	503

Industry Gender Breakdown



	% of Jobs	Jobs
● Males	75.7%	111,136
● Females	24.3%	35,655

Most Jobs are Found in the Production Occupations Industry Sector



Occupation	% of Industry in Occupation (2025)
● Production Occupations	50.9%
● Transportation and Material Moving Occupations	10.2%
● Installation, Maintenance, and Repair Occupations	7.7%
● Office and Administrative Support Occupations	7.0%
● Management Occupations	5.6%
● Architecture and Engineering Occupations	5.0%
● Other	13.6%

Demand



1,556 Companies Posting

All employers in the region who posted for this job over the last 12 months.



27,889 Unique Job Postings

The number of unique postings for this job over the last 12 months.



22 Day Median Duration

Posting duration is the same as what's typical in the region.

Top Companies	Unique Postings
Bct Greater Austin And The Stat...	2,212
Boeing	838
GE Aerospace	702
Merck & Co.	483
Northrop Grumman	428

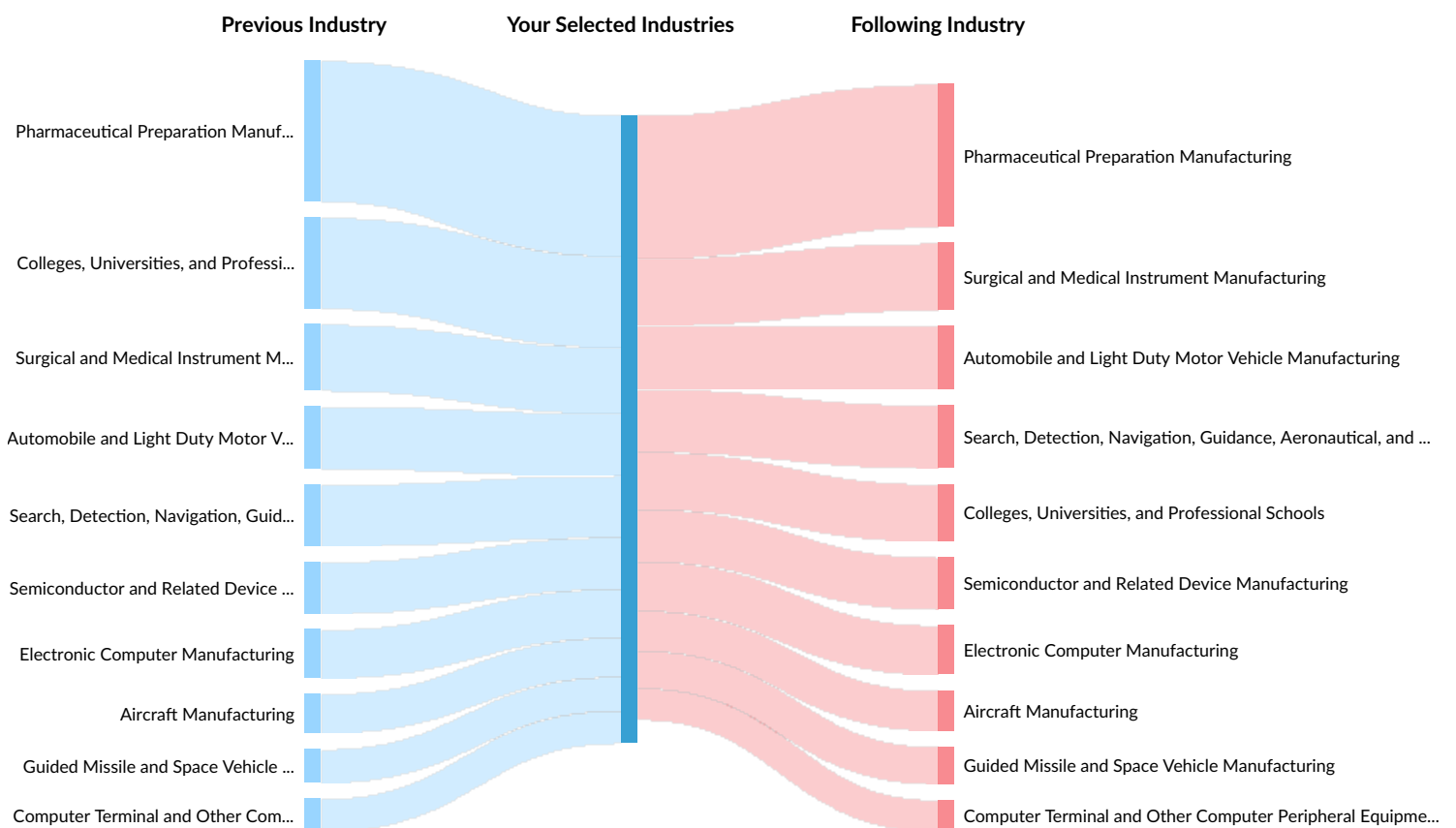
Top Job Titles	Unique Postings
Maintenance Technicians	330
Machine Operators	217
Merchandisers	194
Forklift Operators	189
Field Service Technicians	165

Industry Gain and Drain

The table below analyzes the profiles of current and past people in your selected industries. The left column shows job transitions from other industries to your selected industries. The right column shows job transitions from your selected industries to other industries.

Please note, results are only available at the national level and the 6-digit NAICS level. Also your selection has been limited to 100 industries.

The following represents the job transitions of employees in your selected industries in the United States:



Previous Industries	Transitions
Pharmaceutical Preparation Manufacturing	429,385
Colleges, Universities, and Professional Schools	278,347
Surgical and Medical Instrument Manufacturing	201,514
Automobile and Light Duty Motor Vehicle Manufacturing	190,343

Previous Industries	Transitions
Search, Detection, Navigation, Guidance, Aeronautical, and Nautical System and Instrument Manufacturing	187,862
Semiconductor and Related Device Manufacturing	157,668
Electronic Computer Manufacturing	147,999
Aircraft Manufacturing	119,616
Guided Missile and Space Vehicle Manufacturing	102,784
Computer Terminal and Other Computer Peripheral Equipment Manufacturing	99,825
Other Motor Vehicle Parts Manufacturing	86,956
Analytical Laboratory Instrument Manufacturing	83,945
Soft Drink Manufacturing	82,037
Medicinal and Botanical Manufacturing	73,320
Surgical Appliance and Supplies Manufacturing	72,442
Custom Computer Programming Services	66,252
National Security	64,269
Engineering Services	62,939
Biological Product (except Diagnostic) Manufacturing	62,470
Software Publishers	61,046
All Other Miscellaneous Food Manufacturing	57,653
Aircraft Engine and Engine Parts Manufacturing	56,604
Computer Systems Design Services	53,501
All Other Professional, Scientific, and Technical Services	49,917
Petroleum Refineries	49,869
Footwear Manufacturing	47,566
All Other Miscellaneous Retailers	46,802
Full-Service Restaurants	45,779
General Medical and Surgical Hospitals	45,632

Previous Industries	Transitions
Clothing and Clothing Accessories Retailers	45,046
Commercial Banking	44,602
All Other Miscellaneous Electrical Equipment and Component Manufacturing	43,681
Limited-Service Restaurants	42,404
Research and Development in the Physical, Engineering, and Life Sciences (except Nanotechnology and Biotechnology)	42,266
All Other Plastics Product Manufacturing	42,142
Administrative Management and General Management Consulting Services	41,829
All Other Miscellaneous Manufacturing	41,802
Commercial and Service Industry Machinery Manufacturing	41,309
Paint and Coating Manufacturing	40,385
Commercial Printing (except Screen and Books)	40,257
Employment Placement Agencies	40,089
All Other Industrial Machinery Manufacturing	38,959
Soap and Other Detergent Manufacturing	38,771
Relay and Industrial Control Manufacturing	36,789
Cut and Sew Apparel Manufacturing (except Contractors)	35,585
Other Electronic Component Manufacturing	33,529
Research and Development in Biotechnology (except Nanobiotechnology)	33,219
Plastics Material and Resin Manufacturing	32,043
Other Communications Equipment Manufacturing	31,793
Offices of Physicians (except Mental Health Specialists)	30,430
Electromedical and Electrotherapeutic Apparatus Manufacturing	30,401
Other Aircraft Parts and Auxiliary Equipment Manufacturing	30,390

Previous Industries	Transitions
Elementary and Secondary Schools	29,977
All Other Miscellaneous Chemical Product and Preparation Manufacturing	29,808
Other Computer Related Services	29,245
Department Stores	28,138
All Other Basic Organic Chemical Manufacturing	27,944
Supermarkets and Other Grocery (except Convenience) Stores	27,610
Wholesale Trade Agents and Brokers	26,767
Offices of Certified Public Accountants	26,650
Construction Machinery Manufacturing	25,861
Computing Infrastructure Providers, Data Processing, Web Hosting, and Related Services	25,652
Farm Machinery and Equipment Manufacturing	25,203
Radio and Television Broadcasting and Wireless Communications Equipment Manufacturing	25,136
Corrugated and Solid Fiber Box Manufacturing	23,477
Insurance Agencies and Brokerages	23,216
Medical, Dental, and Hospital Equipment and Supplies Merchant Wholesalers	23,066
Apparel Accessories and Other Apparel Manufacturing	22,074
Instruments and Related Products Manufacturing for Measuring, Displaying, and Controlling Industrial Process Variables	21,059
Abrasive Product Manufacturing	20,945
Plumbing, Heating, and Air-Conditioning Contractors	20,320
Major Household Appliance Manufacturing	20,271
Offices of Real Estate Agents and Brokers	20,246
Wireless Telecommunications Carriers (except Satellite)	19,685
Breweries	19,359

Previous Industries	Transitions
Other Engine Equipment Manufacturing	18,964
Motor Vehicle Electrical and Electronic Equipment Manufacturing	18,917
Web Search Portals and All Other Information Services	18,592
Air-Conditioning and Warm Air Heating Equipment and Commercial and Industrial Refrigeration Equipment Manufacturing	18,515
Office Administrative Services	18,384
Electrical Contractors and Other Wiring Installation Contractors	18,154
Offices of Lawyers	18,151
Drugs and Druggists' Sundries Merchant Wholesalers	17,882
Toilet Preparation Manufacturing	17,835
Fabricated Structural Metal Manufacturing	17,651
Marketing Consulting Services	17,465
Temporary Help Services	17,403
Electronics and Appliance Retailers	17,366
Couriers and Express Delivery Services	17,364
Power-Driven Handtool Manufacturing	17,328
Audio and Video Equipment Manufacturing	17,281
Hotels (except Casino Hotels) and Motels	17,187
Warehouse Clubs and Supercenters	17,166
Machine Shops	17,097
Commercial and Institutional Building Construction	16,960
Other Miscellaneous Durable Goods Merchant Wholesalers	16,490
Other Management Consulting Services	16,430
Pharmacies and Drug Retailers	16,316
Offices of Other Holding Companies	16,153

Previous Industries	Transitions
All Other Miscellaneous Fabricated Metal Product Manufacturing	15,726
Following Industries	Transitions
Pharmaceutical Preparation Manufacturing	436,554
Surgical and Medical Instrument Manufacturing	204,810
Automobile and Light Duty Motor Vehicle Manufacturing	192,930
Search, Detection, Navigation, Guidance, Aeronautical, and Nautical System and Instrument Manufacturing	192,150
Colleges, Universities, and Professional Schools	174,389
Semiconductor and Related Device Manufacturing	159,604
Electronic Computer Manufacturing	150,436
Aircraft Manufacturing	122,675
Guided Missile and Space Vehicle Manufacturing	113,910
Computer Terminal and Other Computer Peripheral Equipment Manufacturing	96,320
Analytical Laboratory Instrument Manufacturing	85,402
Other Motor Vehicle Parts Manufacturing	85,298
Soft Drink Manufacturing	80,155
Medicinal and Botanical Manufacturing	75,603
Surgical Appliance and Supplies Manufacturing	70,863
Software Publishers	70,657
Custom Computer Programming Services	69,699
Engineering Services	67,939
Biological Product (except Diagnostic) Manufacturing	60,301
All Other Miscellaneous Food Manufacturing	55,802
Computer Systems Design Services	54,630
Aircraft Engine and Engine Parts Manufacturing	54,354

Following Industries	Transitions
All Other Miscellaneous Retailers	54,276
All Other Professional, Scientific, and Technical Services	50,991
Petroleum Refineries	49,371
Commercial Banking	49,303
Footwear Manufacturing	46,581
Administrative Management and General Management Consulting Services	45,636
All Other Miscellaneous Electrical Equipment and Component Manufacturing	44,633
Research and Development in the Physical, Engineering, and Life Sciences (except Nanotechnology and Biotechnology)	43,884
Soap and Other Detergent Manufacturing	41,416
All Other Miscellaneous Manufacturing	41,412
All Other Plastics Product Manufacturing	40,051
Commercial and Service Industry Machinery Manufacturing	39,462
Commercial Printing (except Screen and Books)	39,448
Paint and Coating Manufacturing	39,170
All Other Industrial Machinery Manufacturing	38,518
General Medical and Surgical Hospitals	38,098
Relay and Industrial Control Manufacturing	36,588
Research and Development in Biotechnology (except Nanobiotechnology)	36,492
Electromedical and Electrotherapeutic Apparatus Manufacturing	34,604
Cut and Sew Apparel Manufacturing (except Contractors)	33,860
Other Communications Equipment Manufacturing	33,553
Computing Infrastructure Providers, Data Processing, Web Hosting, and Related Services	33,059
Other Computer Related Services	32,477

Following Industries	Transitions
Full-Service Restaurants	32,427
Other Electronic Component Manufacturing	32,385
Plastics Material and Resin Manufacturing	31,602
Clothing and Clothing Accessories Retailers	31,348
Employment Placement Agencies	29,448
All Other Miscellaneous Chemical Product and Preparation Manufacturing	28,940
All Other Basic Organic Chemical Manufacturing	28,723
Other Aircraft Parts and Auxiliary Equipment Manufacturing	28,524
Elementary and Secondary Schools	28,454
Web Search Portals and All Other Information Services	28,276
Wholesale Trade Agents and Brokers	28,268
Construction Machinery Manufacturing	25,890
Insurance Agencies and Brokerages	25,696
Offices of Physicians (except Mental Health Specialists)	25,546
Radio and Television Broadcasting and Wireless Communications Equipment Manufacturing	24,416
Farm Machinery and Equipment Manufacturing	24,300
National Security	24,137
Offices of Real Estate Agents and Brokers	24,066
Limited-Service Restaurants	23,869
Medical, Dental, and Hospital Equipment and Supplies Merchant Wholesalers	23,388
Office Administrative Services	23,055
Offices of Certified Public Accountants	22,995
Instruments and Related Products Manufacturing for Measuring, Displaying, and Controlling Industrial Process Variables	21,909

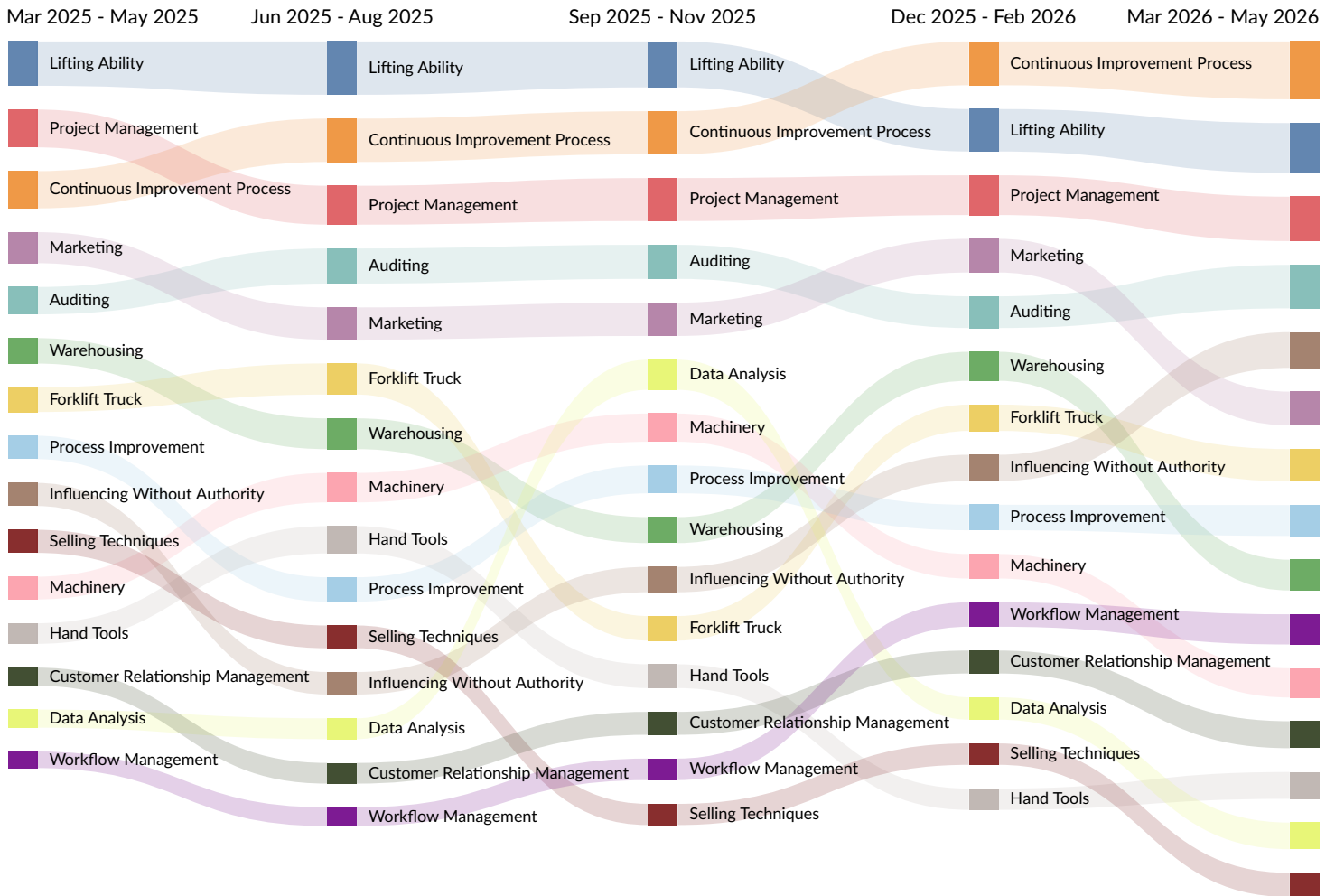
Following Industries	Transitions
Apparel Accessories and Other Apparel Manufacturing	21,844
Corrugated and Solid Fiber Box Manufacturing	21,309
Air-Conditioning and Warm Air Heating Equipment and Commercial and Industrial Refrigeration Equipment Manufacturing	19,577
Major Household Appliance Manufacturing	19,160
Plumbing, Heating, and Air-Conditioning Contractors	19,139
Power-Driven Handtool Manufacturing	19,019
Electrical Contractors and Other Wiring Installation Contractors	18,692
Other Engine Equipment Manufacturing	18,429
Breweries	18,267
Other Management Consulting Services	17,831
Fabricated Structural Metal Manufacturing	17,826
Commercial and Institutional Building Construction	17,767
Toilet Preparation Manufacturing	17,566
Motor Vehicle Electrical and Electronic Equipment Manufacturing	16,858
Audio and Video Equipment Manufacturing	16,752
Abrasive Product Manufacturing	16,669
Industrial Machinery and Equipment Merchant Wholesalers	16,254
Machine Shops	16,249
Marketing Consulting Services	16,086
Chocolate and Confectionery Manufacturing from Cacao Beans	16,044
Offices of Lawyers	15,759
Other Electric Power Generation	15,748
Offices of Other Holding Companies	15,720

Following Industries	Transitions
All Other Miscellaneous Fabricated Metal Product Manufacturing	15,502
All Other Miscellaneous General Purpose Machinery Manufacturing	15,471
Supermarkets and Other Grocery (except Convenience) Stores	15,438
Department Stores	15,230
Portfolio Management and Investment Advice	15,201
Other Basic Inorganic Chemical Manufacturing	15,199
Other Miscellaneous Durable Goods Merchant Wholesalers	15,094
Printed Circuit Assembly (Electronic Assembly) Manufacturing	15,004
Drugs and Druggists' Sundries Merchant Wholesalers	14,977

What skills are they posting for?

Top 15 Skills for All Job Types Sought by Your Selected Companies by Quarter

Skills help us understand the direction an industry is headed.



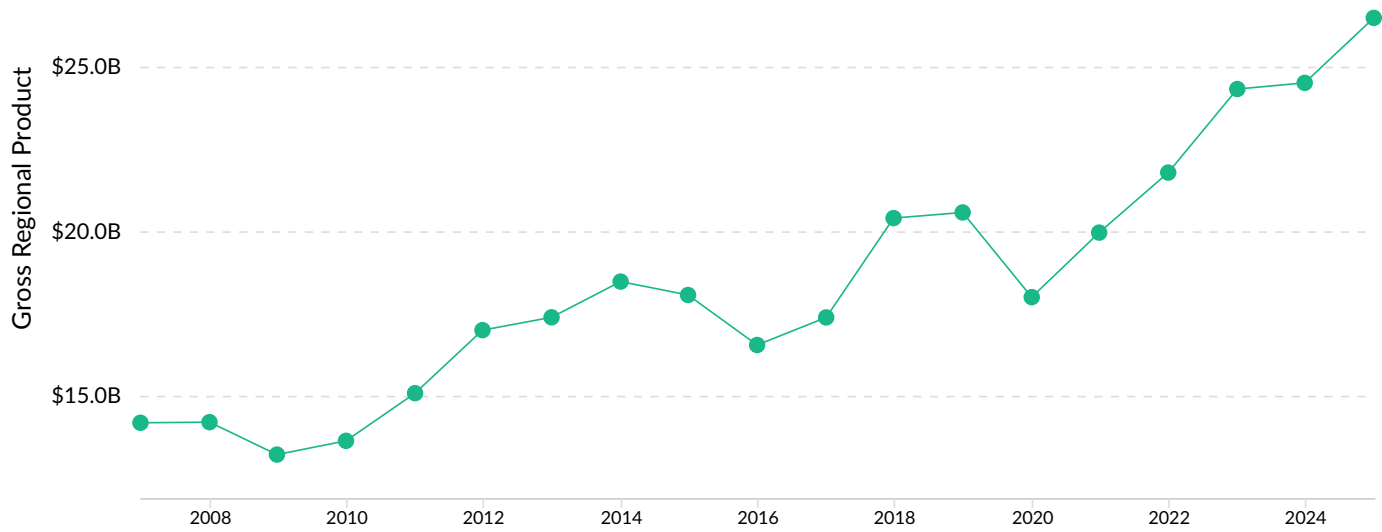
Gross Regional Product (GRP)

\$13.1B
Earnings (2025)

\$12.7B
Property Income
(2025)

\$706.8M
Taxes (2025)

\$26.5B
Total GRP (2025)



Industry Requirements

Purchases from	In-region Purchases	Imported Purchases	Total Purchases
Animal Production	\$660,482,275	\$2,302,180,250	\$2,962,662,525
Crude Petroleum Extraction	\$2,365,550,058	\$578,654,563	\$2,944,204,620
Iron and Steel Mills and Ferroalloy Manufacturing	\$84,704,840	\$1,410,365,377	\$1,495,070,217
Natural Gas Extraction	\$795,353,383	\$142,021,540	\$937,374,923
Crop Production	\$229,417,070	\$690,213,977	\$919,631,048