

Name _____ Date _____ Hour _____

ACTIVITY 15.1

UNIT WORD SEARCH

abdomen
cocoon
complete
entomology

exoskeleton
incomplete
insecticide
killing jar

larva
metamorphosis
molting
nymph

order
pupa
spiracles
thorax

O A M M T H A M S W I N E A S I R H Y F C H
V T D F E K Q E U N K I X G V X N B L O R P
I E H Z R T L W S X A R O H T R I C C Y O M
H J T O N C A E Z T N O S L R Y A O O W J Y
W Q H E A M C M R F W Z K Q A F O L M P P N
Y T T R L T N J O I V G E Q J N H W S W W L
E D I K I P X T T R P P L K G U T Q X U U T
C P V C Z K M P Q V P H E A N F F U Y M P I
S N I N Q C W O U A U H T F I L M S S L E Q
A D H J X Q L D C P B J O M L M O R W R G Q
E C O M P L E T E N A D N S L P L C M T Z R
Y U J T X Q D Z B V I O O U I Q T G G D E M
M I P D H U Z B S L N Y V M K S I C V D N R
R V P K X C B O F H M T R Z E R N R R J P X
D B T U J Y G O L O M O T N E N G O X V Z W

ACTIVITY 15.2

WHERE WOULD YOU PUT AN INJURED INSECT?

Using the Appendix, 26 Insect Orders, match each description with the insect order. Put the letter in the blank at the bottom for each description number to find the answer to the activity question.

- | | |
|---------------------------------------------------------------------------------------|-----------------|
| _____ 1. found flying near water, chewing mouthparts, aquatic nymphs | T. Neuroptera |
| _____ 2. chews on wood, can damage a home | A. Isoptera |
| _____ 3. found flying everywhere | U. Hemiptera |
| _____ 4. known as bugs, sucking mouthparts | N. Siphonaptera |
| _____ 5. beautiful, flying insects with complete metamorphosis | L. Hymenoptera |
| _____ 6. fly near the water, aquatic nymphs | N. Orthoptera |
| _____ 7. does not fly, often found on pets, complete metamorphosis | L. Mallophaga |
| _____ 8. sucking insects that fly around vegetation, sometimes found biting people | I. Lepidoptera |
| _____ 9. fly to vegetation where they eat using chewing mouthparts, harmful to plants | N. Trichoptera |
| _____ 10. chewing insects found near water or on vegetation | A. Coleoptera |
| _____ 11. found sucking on mammals, incomplete metamorphosis | B. Diptera |
| _____ 12. metamorphosis between complete and incomplete, rasping-sucking mouthparts | L. Thysanoptera |
| _____ 13. does not fly, found chewing on mammals, incomplete metamorphosis | C. Odonata |
| _____ 14. found near water with reduced, chewing mouthparts, aquatic larvae | A. Anoplura |

_____ 5 _____ 13 _____ 2 _____ 7 _____ 3 _____ 14 _____ 10 _____ 8 _____ 4 _____ 9 _____ 11 _____ 1 _____ 6 _____ 12

Name _____ Date _____ Hour _____

ACTIVITY 15.3

BENEFICIAL AND HARMFUL INSECTS MATCHING

Student Materials

Pen or pencil

Directions

Determine the beneficial or harmful insect from the characteristic. Place the correct letter in the blank.

- A = Aphid
- B = Termite
- C = Ladybug
- D = Honeybee
- E = Carpenter ant

- _____ 1. Make tunnels in the wood
- _____ 2. Signs of damage include dripping sap
- _____ 3. Signs of damage include discoloration, wilting, and deformation
- _____ 4. Necessary to plant growers
- _____ 5. Provide us with a natural sweetener
- _____ 6. Used to control the spread of aphids
- _____ 7. Destroy crops by sucking the juices from the stem
- _____ 8. Number one pollinator among all insects
- _____ 9. Turn wood into saw dust that returns to the soil and acts as a natural fertilizer
- _____ 10. Also known as the ladybeetle

ACTIVITY 15.4

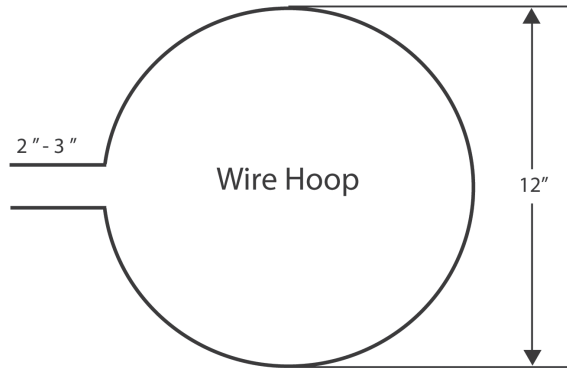
MAKING AN INSECT COLLECTION NET

Student Materials

- broom handle or dowel rod
- wire coat hanger
- 3 x 5 ft. netting or old pillowcase
- string or soft wire
- needle and heavy thread

Procedure

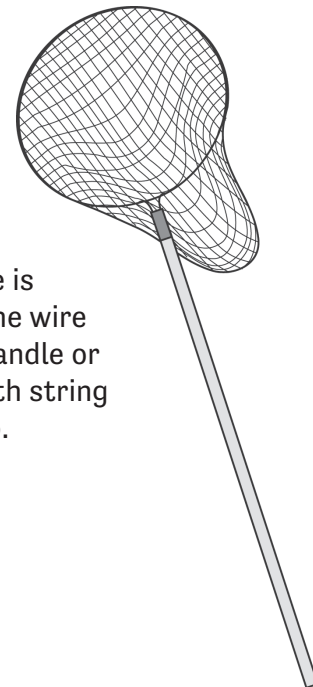
1. Bend the coat hanger into a circle (about 12 inches) to form a hoop. Bend arms 2 1/2 to 3 1/2 inches long for fitting on the handle.



2. If you are using netting to make the bag, wrap the netting over the wire hoop and sew with heavy thread. If you are using a pillowcase, cut a small slit on both sides of the seam and slip the wire through – no sewing is necessary.



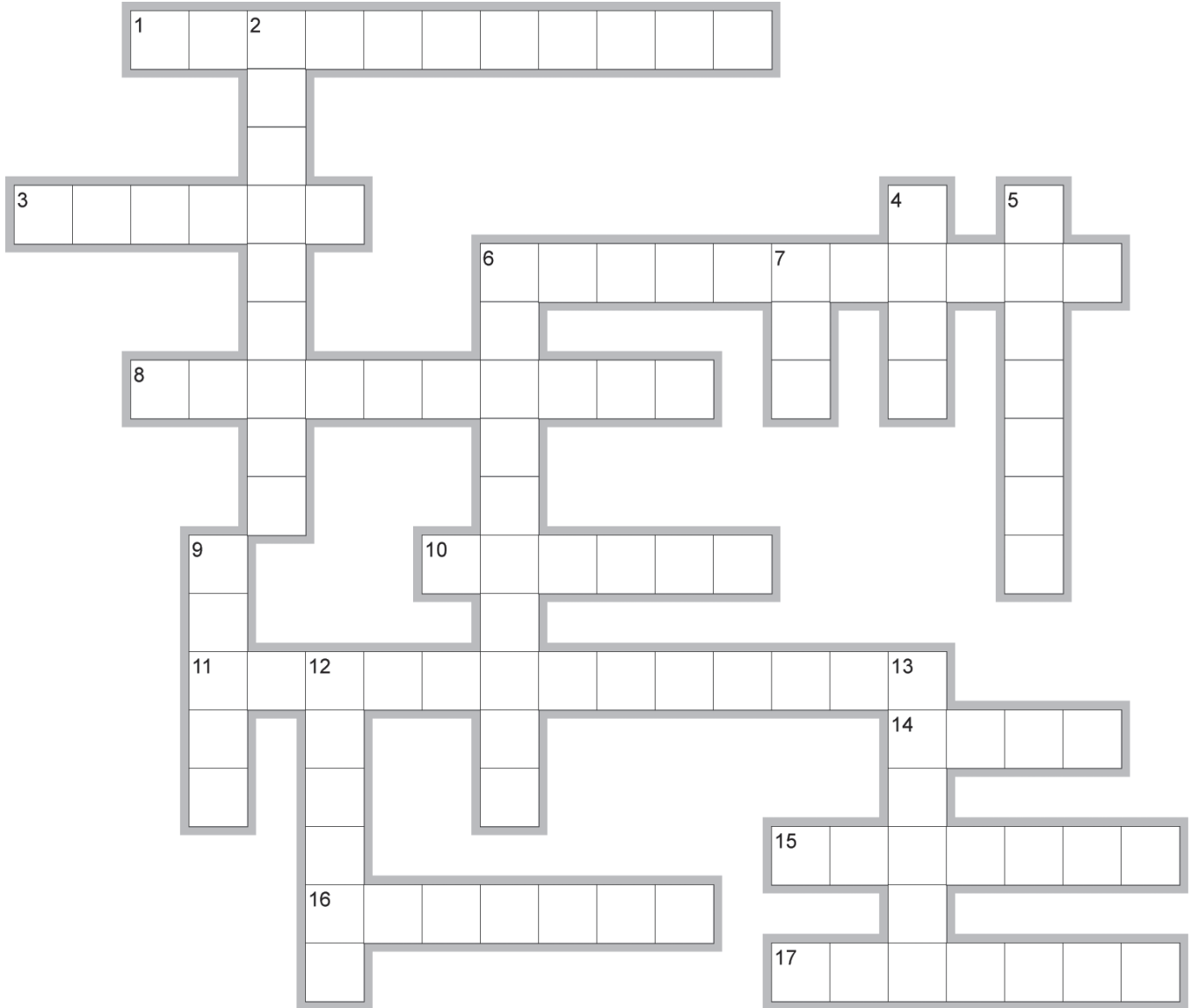
3. Once the net or pillowcase is secured, lay the arms of the wire hoop against the broom handle or dowel and wrap tightly with string or wire to secure the hoop.



Name _____ Date _____ Hour _____

ACTIVITY 15.5

UNIT REVIEW CROSSWORD



EclipseCrossword.com

Across

1. chemical used to control unwanted pests
3. There are 26 insect _____.
6. hard outer skeleton
8. created to study insects
10. Insects spread _____ from plant to plant.
11. change
14. cocoon stage
15. beneficial insect; eats aphids
16. reproductive and digestive systems
17. borer insect that can damage homes

Down

2. insect breathing holes
4. eyes, mouthparts and antennae
5. shedding the outer layer
6. study of insects
7. incomplete and complete metamorphosis have this stage
9. small version of adult
12. wings and legs
13. insect cousin; not an insect